

Wofford College

Digital Commons @ Wofford

Sports Press Releases

Athletics

10-1-2001

Football Press Releases October 2001

Wofford College. Sports Information Office

Follow this and additional works at: <https://digitalcommons.wofford.edu/sportspr>

Recommended Citation

Wofford College. Sports Information Office, "Football Press Releases October 2001" (2001). *Sports Press Releases*. 36.

<https://digitalcommons.wofford.edu/sportspr/36>

This News Article is brought to you for free and open access by the Athletics at Digital Commons @ Wofford. It has been accepted for inclusion in Sports Press Releases by an authorized administrator of Digital Commons @ Wofford. For more information, please contact stonerp@wofford.edu.

From: Mark Cohen cohenm@wofford.edu
Subject: Wofford Football Adds Game with South Carolina
Date: February 18, 2002 at 10:41 AM

To: Tom Brown tbrown189_@hotmail.com, Todd Shanesy todd.shanesy@shj.com, Steve Shutt sshutt@socon.org, Mark Hauser hausersouth@aol.com, Pete Yanity pyanity@wsps.com, Jim Seay infohold@juno.com, Otto Fad cfaa@tampabay.rr.com, Andy Rhinehart andy.rhinehart@shj.com, sports@shj.com, The State statesports@thestate.com, Greg McKinney gregmckinney4@home.com, Mark Cohen cohenm@wofford.edu, Phillip Stone stonerp@wofford.edu, Keith Scripc kscripc@fox21.com, Joe Dwyer jdwyer@collegeinsider.com, sports@greenvillenews.com, Jim Rice jrice@greenvillenews.com, Rudy Jones rjones@greenvillenews.com, newsroom@sportsticker.com, Thom Henson perryv@spartanburg.net, Eric Welch ewelch@csc.edu, Mandi Copeland mcopeland@socon.org, Phil Kornblut philtalk@aol.com, Rusty Rabon rrabon@ciu.edu, Tom Didato sports@chronicle-independent.com, Ron Wagner sports@hendersonvillenews.com, Rich Chrampanis 15sports@wpde.com, Greg Thome gthome@earthlink.com, WD Fisher onesports@abts.net, Thom Henson hensontm@wofford.edu, Paul Johnson pjohanson@wcyb.com, David Jackson jacksondm@appstate.edu, Bob Gillespie bgillespie@thestate.com, Tony Moss tmoss@sportsnetwork.com, Rick Henry rhenry@wis-tv.com, Geoff Hart gshart@hearst.com, Traci Tuohy traci.tuohy@sportsticker.com, Lou Monaco lou.monaco@sportsticker.com, Fred Cunningham fcunningham@wsps.com, Ken Griner kgriner@wsps.com, Bob Mihalic bmihalic@hearst.com, Phil Aldridge paldrigg@fox21.com, ESPN ncaa@espn.com, Pete Iacobelli piacobelli@ap.org, Associated Press apcolumbia@ap.org, Adam Davis addavis@greenvillenews.com, Ann Green agreeen@greenvillenews.com, Nate Ross nathanr@awod.com, Eric Gemunder iaapreview@hotmail.com, Ashley Jones amjones@foxsports.net, Steve Shutt sjshutt@yahoo.com, Mandi Copeland mansocon@aol.com, John Paquet jpaquet@cbs.com, Angela Lento alento@collegeinsider.com, Paul Gallant pgallant@islandtelecom.com, Malcolm DeWitt mdewitt@postandcourier.com, Post and Courier sportsdesk@postandcourier.com, Bill English BENGLISH@gw.uscs.edu, Carrie Fellrath fellrathcr@wofford.edu, Jim Fair jim.fair@shj.com, Ralph Patterson rpatterson@1070sports.com, Zackery Kick zkick@1070sports.com, Mickey Plyler mplyler@1070sports.com, sports@andersonsc.com, news@collegesportsnews.com, Charlotte Observer obsports@charlotteobserver.com, Ward Clayton wardc@augustachronicle.com, Doug Mittler doug.mittler@sportsticker.com, Keith Lunsford klunsford@1070sports.com, Wendi Nix wendinix@hotmail.com, everett german everett_german@hotmail.com, Henry Bright journalscene@charleston.net, Otto Fad otto.fad@collegesportingnews.com, ralph wallace ralph.wallace@collegesportingnews.com, Kris Cook Kpccadno6@aol.com, csnmmedia@collegesportingnews.com, easmith@usatoday.com, Dave Link clink10379@aol.com, Jamie Kimbrough jkimbrough@foxsports.net, Jimmy Watt wattman_1@hotmail.com, Matt Park mattpark1@yahoo.com, Ric Garni Rgarni@wis-tv.com, Nat Newell nnewell@thestate.com, Steve Shutt sshutt@socon.org, Hunter Reid hunter.reid@furman.edu, Wade Branner brannerwh@vmi.edu, Tom McClellan tmcclell@gsa2.cc.gasou.edu, Jeff Romero jeff-romero@utc.edu, Phil Hess phhess@wm.edu, Kelby Siler silerkj@appstate.edu, Simon Gray graysb@etsu.edu, Mike Hayden haydenj@citadel.edu, Mike Cawood cawood@email.wcu.edu, snelling snelling@ACCESS.ETSU.EDU, boggsdw@wofford.edu, corbinlh@wofford.edu

A restructuring of this year's Wofford College football schedule is highlighted by the addition of a Nov. 3 game at the University of South Carolina. Kickoff will be 1 p.m. at Williams-Brice Stadium.

The USC contest moves Wofford's previously scheduled Nov. 3 home game with East Tennessee State to Nov. 17 at 1:30 p.m. Wofford has worked with Youngstown State, the Terriers' original opponent on Nov. 17, to secure a replacement game for the Penguins.

Wofford, ranked No. 25 in this week's Division I-AA poll by ESPN/USA Today, will also host Georgia Southern at 1 p.m. on Nov. 24 in the makeup of a Sept. 15 game that was postponed due to last week's national tragedies.

"We have the highest regard for the University of South Carolina's athletic program," Wofford Athletic Director Dr. David Wood said. "USC has developed into a national leader across the board under the outstanding guidance of Dr. Mike McGee.

"It's a genuine honor to be given the opportunity to compete against Coach Lou Holtz's football program.

"With Nov. 3 being the preferred date by our coaches, we examined a number of options as it related to that date," McGee said. "I'd personally like to thank Wofford and their administration for their flexibility in making several adjustments to their schedule in order for this to happen. Wofford is an emerging program, a respected in-state institution and we look forward to having their team and their fans come to Williams-Brice Stadium."

The Terriers and Gamecocks will be meeting on the gridiron for the first time since a 26-0 USC win in 1957. It was the last of games in three consecutive years (1955-57) between Wofford and USC. The schools also met in 1952 and 1953.

This will also be Wofford's first game against an SEC opponent since a 1952 contest against Tennessee.

"We're very excited and appreciative of the opportunity to play South Carolina," Wofford Head Coach Mike Ayers. "We know that we face a tremendous challenge against one of the nation's top teams.

"The Clemson game earlier this season was a positive in terms of exposure for our program. Our kids gained a lot of confidence and we grew as a team. We look forward to taking another step in the development of our program with the chance we've been given in Columbia."

"Wofford has a fine team and they certainly got everyone's attention with their strong performance in the opener against Clemson," Holtz said. "Wofford led twice in the first half against Clemson and Coach Ayers and his staff do an outstanding job. It was important that we have an 11th game and the Nov. 3 date is one that we had preferred to fill."

South Carolina holds a 15-4 lead over Wofford in a series that began with a 10-0 Terrier victory in 1895. USC has won the last 11 games in the series with Wofford's last victory being a 20-0 decision in 1917.

Wofford will face Clemson and South Carolina in the same season for the first time since 1933. The Terriers will also become the first team since North Carolina State in 1991 to play at Clemson and South Carolina in the same year.

The Terriers held a pair of first-half leads before dropping a 38-14 decision to the Tigers in Death Valley in the Sept. 8 season opener. Wofford trailed just 24-14 with 10 seconds left in the third quarter.

South Carolina represents Wofford's sixth game in the last four years against a Division I-A opponent.

2001 Wofford College Football Schedule

Date	Opponent	Site	Time
Sept. 8	Clemson	Clemson, S.C.	1:00
Sept. 22	Charleston Southern	Gibbs Stadium	7:00
Sept. 29	Chattanooga*	Chattanooga, Tenn.	7:00
Oct. 6	VMI*	Gibbs Stadium	1:30
Oct. 13	Western Carolina*	Cullowhee, N.C.	6:00
Oct. 20	Appalachian State*	Gibbs Stadium	6:00
Oct. 27	The Citadel*	Charleston, S.C.	2:00
Nov. 3	South Carolina	Columbia, S.C.	1:00
Nov. 10	Furman*	Greenville, S.C.	3:00
Nov. 17	East Tennessee State*	Gibbs Stadium	1:30
Nov. 24	Georgia Southern*	Gibbs Stadium	1:00

*Southern Conference Game

From: Mark Cohen cohenm@wofford.edu
Subject: Wofford Football Game Notes and Stats
Date: February 18, 2002 at 10:40 AM

MC

To: Tom Brown tbrown189_@hotmail.com, Todd Shanesy todd.shanesy@shj.com, Steve Shutt sshutt@socon.org, Mark Hauser hausersouth@aol.com, Pete Yanity pyanity@wsps.com, Jim Seay infohold@juno.com, Otto Fad ofad@tampabay.rr.com, Andy Rhinehart andy.rhinehart@shj.com, sports@shj.com, The State statesports@thestate.com, Greg McKinney gregmckinney4@home.com, Mark Cohen cohenm@wofford.edu, Phillip Stone stonerp@wofford.edu, Keith Scripc kscricp@fox21.com, Joe Dwyer jdwyer@collegeinsider.com, sports@greenvillenews.com, Jim Rice jrice@greenvillenews.com, Rudy Jones rjones@greenvillenews.com, newsroom@sportsticker.com, Thom Henson perryv@spartanburg.net, Eric Welch ewelch@csc.edu, Mandi Copeland mcopeland@socon.org, Phil Kornblut philtalk@aol.com, Rusty Rabon rrabon@ciu.edu, Tom Didato sports@chronicle-independent.com, Ron Wagner sports@hendersonvillenews.com, Rich Chrampanis 15sports@wpde.com, Greg Thome gthome@earthlink.com, WD Fisher onesports@abts.net, Thom Henson hensontm@wofford.edu, Paul Johnson pjohson@wcyb.com, David Jackson jacksondm@appstate.edu, Bob Gillespie bgillespie@thestate.com, Tony Moss tmoss@sportsnetwork.com, Rick Henry rhenry@wis-tv.com, Geoff Hart gshart@hearst.com, Traci Tuohy traci.tuohy@sportsticker.com, Lou Monaco lou.monaco@sportsticker.com, Fred Cunningham fcunningham@wsps.com, Ken Griner kgriner@wsps.com, Bob Mihalic bmihalic@hearst.com, Phil Aldridge paldridg@fox21.com, ESPN ncaa@espn.com, Pete Iacobelli piacobelli@ap.org, Associated Press apcolumbia@ap.org, Adam Davis addavis@greenvillenews.com, Ann Green agreeen@greenvillenews.com, Nate Ross nathanr@awod.com, Eric Gemunder iaapreview@hotmail.com, Ashley Jones amjones@foxsports.net, Steve Shutt sjshutt@yahoo.com, Mandi Copeland mansocon@aol.com, John Paquet jpaquet@cbs.com, Angela Lento alento@collegeinsider.com, Paul Gallant pgallant@islandtelecom.com, Malcolm DeWitt mdewitt@postandcourier.com, Post and Courier sportsdesk@postandcourier.com, Bill English BENGLISH@gw.uscs.edu, Carrie Fellrath fellrathcr@wofford.edu, Jim Fair jim.fair@shj.com, Ralph Patterson rpatterson@1070sports.com, Zackery Kick zkick@1070sports.com, Mickey Plyler mplyler@1070sports.com, sports@andersonsc.com, news@collegesportsnews.com, Charlotte Observer obsports@charlotteobserver.com, Ward Clayton wardc@augustachronicle.com, Doug Mittler doug.mittler@sportsticker.com, Keith Lunsford klunsford@1070sports.com, Wendi Nix wendinix@hotmail.com, everett german everett_german@hotmail.com, Henry Bright journalscene@charleston.net, ralph wallace ralph.wallace@collegesportingnews.com, Kris Cook Kpccadno6@aol.com, csnmedia@collegesportingnews.com, easmith@usatoday.com, Dave Link clink10379@aol.com, Jamie Kimbrough jkimbrough@foxsports.net, Jimmy Watt wattman_1@hotmail.com, Matt Park mattpark1@yahoo.com, Ric Garni Rgarni@wis-tv.com, Nat Newell nnewell@thestate.com, Newberry Observer sports@newberryobserver.com, editors@basketballamerica.com, Tom Hayes thayes@icbcs.com, Kelby Siler silerkj@appstate.edu

Attached in .pdf files are Wofford's weekly football release and statistics for Saturday's 6 p.m. home game with Appalachian State.

If you have any trouble with these files or prefer to receive the information via fax, please let me know.

Thanks.

Mark Cohen, SID
Wofford College



WoffordFBNotes
-ASUgame.pdf

Wofford Combined Team Statistics (as of Oct 15, 2001)
All games

RECORD:				OVERALL		HOME		AWAY		NEUTRAL	
ALL GAMES				(2-3-0)		(2-0-0)		(0-3-0)		(0-0-0)	
CONFERENCE				(1-2-0)		(1-0-0)		(0-2-0)		(0-0-0)	
NON-CONFERENCE				(1-1-0)		(1-0-0)		(0-1-0)		(0-0-0)	
DATE		OPPONENT		W/L	SCORE	ATTEND	TEAM STATISTICS			WOF	OPP
Sep 08, 2001		at Clemson		L	14-38	78000	FIRST DOWNS			112	95
Sep 22, 2001		CHARLESTON SOUTHERN		W	35-10	7214	Rushing			78	37
*Sep 29, 2001		at Chattanooga		L	26-29	7815	Passing			29	57
*Oct 6, 2001		VMI		W	59-14	9314	Penalty			5	1
*Oct 13, 2001		at Western Carolina		L	28-31	5020	RUSHING YARDAGE			1409	496
* denotes conference game							Yards gained rushing . . .			1630	666
							Yards lost rushing			221	170
RUSHING		GP	Att	Gain	Loss	Net	Avg	TD	Long	Avg/G	
Melvin Jones		5	86	462	11	451	5.2	5	27	90.2	
							Rushing Attempts			291	176
							Average Per Rush			4.8	2.8
							Average Per Game			281.8	99.2

J.R. McNair	5	49	275	9	266	5.4	5	24	53.2
Travis Wilson	5	65	343	127	216	3.3	1	26	43.2
Jesse McCoy	5	30	218	11	207	6.9	3	40	41.4
Shaun Fogle	5	14	73	7	66	4.7	0	15	13.2
Ben Foster	5	12	70	6	64	5.3	0	15	12.8
Ben Mungin	5	5	66	5	61	12.2	1	39	12.2
D.J. Gaillard	5	8	42	0	42	5.2	1	13	8.4
Donald Dorham	1	2	21	3	18	9.0	0	21	18.0
Trey Rodgers	1	2	14	2	12	6.0	1	14	12.0
Mike Jones	4	4	11	0	11	2.8	1	8	2.8
I. Goodpaster	5	1	9	0	9	9.0	0	9	1.8
Tony Jefferson	2	1	7	0	7	7.0	0	7	3.5
Nick Haughey	4	4	12	5	7	1.8	0	8	1.8
TM	2	1	0	0	0	0.0	0	0	0.0
Jeff Sullivan	1	2	1	6	-5	-2.5	0	1	-5.0
Jeff Zolman	1	4	6	12	-6	-1.5	0	3	-6.0
Jimmy Miner	5	1	0	17	-17	-17.0	0	0	-3.4
Total.....	5	291	1630	221	1409	4.8	18	40	281.8
Opponents.....	5	176	666	170	496	2.8	6	26	99.2

PASSING	GP	Effic	Att-Cmp-Int	Pct	Yds	TD	Lng	Avg/G
Travis Wilson	5	152.07	69-41-1	59.4	667	3	52	133.4
Nick Haughey	4	128.40	6-5-1	83.3	56	0	18	14.0
Trey Rodgers	1	54.20	2-1-0	50.0	1	0	1	1.0
Jeff Zolman	1	175.60	1-1-0	100.0	9	0	9	9.0
Jesse McCoy	5	0.00	1-0-0	0.0	0	0	0	0.0
TM	2	0.00	1-0-0	0.0	0	0	0	0.0
Total.....	5	144.34	80-48-2	60.0	733	3	52	146.6
Opponents.....	5	119.58	173-103-5	59.5	1120	6	54	224.0

RECEIVING	GP	No.	Yds	Avg	TD	Long	Avg/G
I. Goodpaster	5	12	325	27.1	2	52	65.0
Jesse McCoy	5	9	105	11.7	0	43	21.0
Marcus Gilmore	5	9	92	10.2	0	26	18.4
Curtis Nash	4	5	98	19.6	1	29	24.5
Melvin Jones	5	4	16	4.0	0	5	3.2
Ben Foster	5	2	31	15.5	0	23	6.2
Shiel Wood	5	2	23	11.5	0	14	4.6
Ben Mungin	5	2	16	8.0	0	9	3.2
Mike Jones	4	1	11	11.0	0	11	2.8
Tony Jefferson	2	1	9	9.0	0	9	4.5
D.J. Gaillard	5	1	7	7.0	0	7	1.4
Total.....	5	48	733	15.3	3	52	146.6
Opponents.....	5	103	1120	10.9	6	54	224.0

FIELD GOALS	FGM-FGA	Pct	01-19	20-29	30-39	40-49	50-99	Lg	Blk
Darren Brown	2-4	50.0	0-0	1-1	1-1	0-1	0-1	30	1

SCORING	TD	FGs	PATs					Kick	Rush	Rcv	Pass	DXP	Saf	Points
Melvin Jones	5	0-0	0-0	0-1	0	0-0	0	0	0	0	0	0	0	30
J.R. McNair	5	0-0	0-0	0-0	0	0-0	0	0	0	0	0	0	0	30
Darren Brown	0	2-4	20-20	0-0	0	0-0	0	0	0	0	0	0	0	26
Jesse McCoy	3	0-0	0-0	0-0	1	0-0	0	0	0	0	0	0	0	20
I. Goodpaster	2	0-0	0-0	0-0	0	0-0	0	0	0	0	0	0	0	12
Mike Jones	1	0-0	0-0	0-0	0	0-0	0	0	0	0	0	0	0	6
D.J. Gaillard	1	0-0	0-0	0-0	0	0-0	0	0	0	0	0	0	0	6
Ben Mungin	1	0-0	0-0	0-0	0	0-0	0	0	0	0	0	0	0	6
Ryan Steele	1	0-0	0-0	0-0	0	0-0	0	0	0	0	0	0	0	6
Curtis Nash	1	0-0	0-0	0-0	0	0-0	0	0	0	0	0	0	0	6

TDs Rushing.....	18	6
PASSING YARDAGE.....	733	1120
Att-Cmp-Int.....	80-48-2	173-103-5
Average Per Pass.....	9.2	6.5
Average Per Catch.....	15.3	10.9
Average Per Game.....	146.6	224.0
TDs Passing.....	3	6
TOTAL OFFENSE.....	2142	1616
Total Plays.....	371	349
Average Per Play.....	5.8	4.6
Average Per Game.....	428.4	323.2
KICK RETURNS: #-YARDS.....	17-308	23-555
PUNT RETURNS: #-YARDS.....	8-94	9-152
INT RETURNS: #-YARDS.....	5-22	2-0
FUMBLES-LOST.....	14-7	5-4
PENALTIES-YARDS.....	23-224	28-231
PUNTS-AVG.....	21-40.2	23-38.0
TIME OF POSSESSION/GAME.....	31:31	28:29
3RD-DOWN CONVERSIONS.....	29/70	29/71
4TH-DOWN CONVERSIONS.....	7/13	3/9

INTERCEPTIONS	No.	Yds	Avg	TD	Long
Roland Harris	2	2	1.0	0	7
Brandon Ladd	1	0	0.0	0	0
Fred Washington	1	20	20.0	0	20
Robert Mathis	1	0	0.0	0	0
Total.....	5	22	4.4	0	20
Opponents.....	2	0	0.0	0	0

PUNTING	No.	Yds	Avg	Long	TB	FC	I20	Blkd
Jimmy Miner	21	845	40.2	50	2	0	9	0
Total.....	21	845	40.2	50	2	0	9	0
Opponents.....	23	874	38.0	70	3	0	5	2

PUNT RETURNS	No.	Yds	Avg	TD	Long
Chris Edwards	7	72	10.3	0	32
Ryan Steele	1	22	22.0	1	10
Total.....	8	94	11.8	1	32
Opponents.....	9	152	16.9	1	56

KICK RETURNS	No.	Yds	Avg	TD	Long
Chris Edwards	13	246	18.9	0	43
Shiel Wood	3	58	19.3	0	24
Mike Jones	1	4	4.0	0	4
Total.....	17	308	18.1	0	43
Opponents.....	23	555	24.1	0	76

ALL PURPOSE	G	Rush	Rec	PR	KOR	IR	Tot	Avg/G
Melvin Jones	5	451	16	0	0	0	467	93.4
I. Goodpaster	5	9	325	0	0	0	334	66.8
Chris Edwards	5	0	0	72	246	0	318	63.6
Jesse McCoy	5	207	105	0	0	0	312	62.4
J.R. McNair	5	266	0	0	0	0	266	53.2
Total.....	5	1409	733	94	308	22	2566	513.2
Opponents.....	5	496	1120	152	555	0	2323	464.6

TOTAL OFFENSE	G	Plays	Rush	Pass	Total	Avg/G
Travis Wilson	5	134	216	667	883	176.6

Wofford Overall Defensive Statistics (as of Oct 15, 2001) All games

DEFENSIVE LEADERS	GP	Solo	Ast	Total	TFL/Yds	No-Yds	Int-Yds	BrUp	QBH	Rcv-Yds	FF
30 Matt Nelson	5	31	20	51	3-5	.	.	1	.	.	1
49 Robert Mathis	4	26	12	38	10-36	4-27	1-0	1	2	.	.
48 Roland Harris	5	21	12	33	2-15	.	2-2	3	.	.	.
90 Nathan Fuqua	5	19	10	29	7-18	3-11	.	1	2	.	.
2 Hondre McNeil	5	19	8	27	4-28	4-28	.	2	2	.	1
97 Anthony Jones	5	19	5	24	10-37	5-25	.	2	2	.	1
37 Chase Corn	5	15	8	23	3-12	1-9	.	.	3	.	.
19 Ryan Steele	5	13	10	23
24 Brandon Ladd	3	12	10	22	.	.	1-0
25 Fred Washington	5	15	7	22	.	.	1-20	2	.	.	.
35 Al Clark	5	10	12	22
95 John Pressley	5	14	6	20	5-18	3-13	.	1	.	1-0	1
6 Chris Edwards	5	14	6	20	.	.	.	6	.	.	.
54 Jimmy Freland	5	14	5	19	3-12	1-6
5 Derrick Ledford	5	16	2	18	1-2
94 Robert Trapp	5	11	4	15	4-7	2-4	.	.	.	1-0	.
11 Josh Brizendine	5	6	6	12	3-9	.	.	3	.	.	.
53 Erik Hutchinson	4	11	1	12	1	.	.

44 Timmy Thrift	3	5	5	10	2-3	.	.	1	2	.	.
40 Shaun Bennett	3	8	1	9	.	.	.	1	.	.	.
45 LaRay Benton	4	8	.	8	2-5
28 Eric Mick	5	6	2	8	.	.	.	1	.	.	.
91 Bill Pryor	5	7	.	7	2-6	1-3	.	1	.	.	.
10 Teddie Whitaker	5	2	4	6	1-5	1-5	.	.	.	2-3	.
8 Craig Thomas	5	2	4	6
93 Scotty Dean	5	4	1	5
50 Seth Golder	5	3	2	5	.	.	.	1	.	.	.
98 Sean Patterson	4	4	.	4	2-11	2-11	.	1	.	.	1
43 Steve Hoover	3	2	1	3
57 Josh Smith	2	2	1	3
31 Brandon Smith	4	1	2	3
75 Lee Basinger	5	2	1	3	1-4	1-4	.	1	.	.	1
46 Jordan Inman	5	2	1	3	1	.	.
47 Shaun Davis	1	1	1	2
39 J. Wheeler	2	.	2	2
32 Jimmy Miner	5	1	.	1
26 Ben Mungin	5	1	.	1
96 Ben Whitney	3	1	.	1	1-3	1-3
56 Shane Fast	4	1	.	1
92 Sherman Roberts	2	1	.	1	.	.	.	1	.	.	.
23 Darren Brown	5	1	.	1
Total.....	5	351	172	523	66-236	15-103	5-22	30	15	4-3	6
Opponents.....	5	265	105	370	37-134	8-68	2-0	8	.	7-66	6



Game 6 Appalachian State at Wofford October 20, 2001; 6 p.m. Gibbs Stadium (13,000); Spartanburg, S.C.

This Week

The Wofford College football team returns home to host SoCon and national power Appalachian State.

Since beginning SoCon play in 1997, The Terriers are looking for their first win over the Mountaineers. While Appalachian State has won by scores of 31-6 (1998) and 42-16 (2000) in Boone, the games in Spartanburg have been very closely contested. The Mountaineers took a 26-21 decision in 1997 and a 21-20 victory in the 1999 campaign.

ASU holds an overall 10-7 lead in a series that began with a 23-14 Wofford victory in 1960. The Mountaineers have won the last seven meetings dating back to 1973. The Terriers' last victory came in a 26-16 contest in Spartanburg in 1971.

Saturday will also represent Wofford's last home game for nearly a month. The Terriers begin a trek across the state the following week with consecutive road games at The Citadel (Oct. 27), South Carolina (Nov. 3), and Furman (Nov. 10). Wofford's next home game isn't until Nov. 17 against East Tennessee State.

When Last in Action

The Wofford football team staged a furious fourth-quarter comeback but could not overcome four turnovers that led to 17 Western Carolina points in dropping a 31-28 decision to the Catamounts in Cullowhee, N.C.

Trailing 31-14 with 8:55 to play, Wofford drove 72 yards in 10 plays to close the deficit to 31-21 with 6:30 remaining. **Travis Wilson**, who completed 16-of-24 passes for 181 yards on the night, was 4-of-5 for 44 yards on the drive which was capped by a **J.R. McNair** six-yard touchdown run.

The Terriers then drove 80 yards in seven plays on their next possession to cut the deficit to 31-28 with 1:58 left. **Melvin Jones** scored from 17 yards out, his third touchdown in the game, as part of a career-high 145 yards rushing on 21 carries. It was his second straight 100-yard game. He had 121 yards on 15 attempts in the previous week's 59-14 win over VMI. Wilson again had the hot hand, completing 4-of-5 attempts for 60 yards on the scoring drive.

Three of Western Carolina's first four scores were set up by Terrier turnovers. Those three drives totaled just 47 yards.

The first two touchdowns by Jones, on runs of 10 and seven yards, both answered Western Carolina touchdowns. The second score evened the game at 14-14 with 4:21 to play in the first half.

Wofford outgained Western Carolina by a 435-to-328 margin in total offense. The Terriers played without inside linebacker and leading tackler **Robert Mathis**, who missed the game with a sprained ankle.

Wofford (2-3, 1-2)

Sept. 8	at Clemson	14-38
Sept. 22	CHARLESTON SO.	35-10
Sept. 29	at Chattanooga*	26-29
Oct. 6	VMI*	59-14
Oct. 13	at Western Carolina*	28-31
Oct. 20	APPALACHIAN STATE*	6:00
Oct. 27	at The Citadel*	2:00
Nov. 3	at South Carolina	1:00
Nov. 10	at Furman*	3:00
Nov. 17	ETSU*	1:30
Nov. 24	GEORGIA SOUTHERN*	1:00

*Southern Conference game

Appalachian State (3-3, 2-2)

Sept. 1	LIBERTY	46-26
Sept. 8	at Wake Forest	10-20
Sept. 15	at Troy State	ppd.
Sept. 22	at The Citadel*	8-6
Sept. 29	ETSU*	33-14
Oct. 6	at Furman*	22-28
Oct. 13	GEORGIA SOUTHERN*	18-27
Oct. 20	at Wofford*	6:00
Oct. 27	CHATTANOOGA*	2:00
Nov. 3	at VMI*	1:00
Nov. 10	WESTERN CAROLINA*	2:00

*Southern Conference game

Key Notes

•Terrier fullback **Melvin Jones** has rushed for over 100 yards in each of the last two games. He had a career-high 145 yards and three touchdowns on 21 carries at Western Carolina after a 121-yard effort versus VMI.

•Wofford quarterback **Travis Wilson** has completed 35-of-54 passes (64.8 percent) for 631 yards over the last four games, averaging 18.0 yards per completion in that stretch. He is on pace to become the Terriers' career passing leader on Saturday.

•**Isaac Goodpaster**, who is legally blind, is Wofford's top receiver with 12 catches for 325 yards (27.1 avg.) and two touchdowns.

•Wofford is the smallest school in Division I-A or I-AA football with an enrollment of 1,100 students. The SAT average (1212) on campus is actually higher than the enrollment.

WOFFORD VS. APPALACHIAN STATE

Terriers on the Tube



Hosted by NewsChannel 7 Sports Director **Pete Yanity**, Wofford Football Illustrated can be seen on WASV-TV (sister station of CBS-affiliate WSPA) in the Spartanburg/Greenville/Asheville/Anderson market each Sunday at 12:30 p.m.

Wofford Football Illustrated also airs in nearly three million homes and eight states each Thursday at 5:30 p.m. on Comcast/Charter Sports Southeast (CSS). CSS will also be televising the Nov. 10 game at Furman.



Wofford Football Illustrated Local Cable Affiliates

Columbia Time Warner Cable
Tues., 7:30 p.m., Channel 10

Dining with The Coach

The Mike Ayers Media Luncheon is held each Monday at 11:30 a.m. in the Richardson Building on the Wofford campus.

All media members are invited. Players are available on request. Please notify Wofford SID **Mark Cohen** if you plan on attending.

Terriers Heard Worldwide on the Web

Originating through AM 950 WSPA, Wofford football games are broadcast worldwide on the Internet with **Mark Hauser** on the play-by-play, **Thom Henson** the color commentary, and **Tom Brown** on sideline analysis.

SportsJuice.com brings the Terrier broadcasts to the web at www.sportsjuice.com.

Listeners can also pick up the game from anywhere in the country through TEAMLINE by dialing 1-800-846-4700 and then entering the access system. The Wofford code is 1099.



SoCon Teleconference

The Southern Conference holds a weekly teleconference throughout the season with the league's nine football coaches. The teleconference is open to members of the media each Tuesday from 10 a.m. - 11:03 a.m. Eastern time. Each coach will have seven minutes to make an opening statement and answer questions.

Time (Eastern)

10:00 - 10:07
10:07 - 10:14
10:14 - 10:21
10:21 - 10:28
10:28 - 10:35
10:35 - 10:42
10:42 - 10:49
10:49 - 10:56
10:56 - 11:03

Coach, School

Jerry Moore, Appalachian State
Ellis Johnson, The Citadel
Paul Hamilton, ETSU
Bobby Johnson, Furman
Paul Johnson, Georgia Southern
Donnie Kirkpatrick, Chattanooga
Cal McCombs, VMI
Bill Bleil, Western Carolina
Mike Ayers, Wofford

Media Telephone Number
(312) 470-7087
Password: SoCon
Group Leader: Steve Shutt

Search for Wofford football on the web at:

www.wofford.edu/athletics



WOFFORD VS. APPALACHIAN STATE

When Last In Action

The following are the final statistics from Wofford's 31-28 loss at Western Carolina:

	<u>Wofford</u>	<u>WCU</u>
First Downs	29	17
Rushes - Yards	56 - 254	41 - 125
Passing Yards	181	203
Total Offense	435	328
Passes	24 - 16 - 1	27 - 15 - 0
Punts - Avg.	3 - 33.7	6 - 48.7
Fumbles - Lost	3 - 3	2 - 1
Penalties - Yards	3 - 15	6 - 47
Time of Possession	27:31	32:29

Wofford Individuals

Rushing

Jones 21-145, McNair 10-62, McCoy 8-54, Gaillard 1-7, Foster 3-5, Wilson 12-(2), Miner 1-(17)

Passing

Wilson 24-16-1, 181 yards

Receiving

Goodpaster 4-72, McCoy 4-29, Gilmore 3-20, Nash 2-37, Mungin 1-9, Wood 1-9, Jones 1-5

A Look Back

The following are the final statistics from Wofford's 42-16 loss at Appalachian State last year:

	<u>Wofford</u>	<u>ASU</u>
First Downs	13	23
Rushes - Yards	45 - 176	50 - 220
Passing Yards	155	247
Total Offense	331	467
Passes	22 - 6 - 1	29 - 20 - 0
Punts - Avg.	7 - 44.7	3 - 49.7
Fumbles - Lost	4 - 3	2 - 2
Penalties - Yards	4 - 14	6 - 50
Time of Possession	26:05	33:55

Wofford Individuals

Rushing

Wilson 17-99, Hudson 9-29, Jones 9-25, Fogle 4-21, Foster 3-9, McCoy 3-(7)

Passing

Wilson 19-5-1, 147 yards; Haughey 3-1-0, 8 yards

Receiving

Scott 4-123, Thompson 1-24, Foster 1-8

Average Size of Starting Lineups

	<u>Wofford</u>	<u>ASU</u>
Offensive Line*	6-2, 266	6-3, 285
Offensive Backs	5-11, 199	6-2, 220
Wide Receivers	6-0, 175	5-10, 178
Defensive Front	6-1, 258	6-2, 265
Linebackers	6-1, 215	6-1, 227
Secondary	6-0, 185	6-1, 197

*Includes tight end

Basic Formations

Wofford Offense: Wingbone

Wofford Defense: Multiple 50

Appalachian State Offense: Multiple I

Appalachian State Defense: 4-3

Class Breakdown

Wofford Offense -

7 seniors, 4 juniors, 0 sophomores, 0 freshmen

Appalachian State Defense -

4 seniors, 3 juniors, 3 sophomores, 1 freshman

Wofford Defense -

3 seniors, 5 juniors, 2 sophomores, 1 freshman

Appalachian State Offense

3 seniors, 6 juniors, 1 sophomore, 1 freshman

The Head Coaches

Mike Ayers

Alma Mater: Georgetown, Ky. '74

14th season at Wofford, 17th as a head coach

Record at Wofford: 79-68-1. Overall Record: 90-89-2.

Jerry Moore

Alma Mater: Baylor '61

13th season at Appalachian State, 20th as a head coach

Record at Appalachian State: 101-50. Overall Record: 128-98-2.

Charting Wofford's Opponents

<u>Opponent</u> (this week, last week)	<u>Record</u>
Clemson (vs. North Carolina, 45-37 at NC State)	4-1
Charleston Southern (vs. Samford, 36-21 vs. Austin Peay)	4-2
Chattanooga (vs. Western Carolina; 16-19, OT, at VMI)	2-3
VMI (Open; 19-16, OT, vs. Chattanooga)	1-5
Western Carolina (at Chattanooga, 31-28 vs. Wofford)	3-3
Appalachian State (at Wofford, 18-27 vs. Georgia Southern)	3-3
The Citadel (at Georgia Southern, 7-30 vs. Furman)	1-4
South Carolina (vs. Vanderbilt, 7-10 at Arkansas)	5-1
Furman (vs. East Tennessee State, 30-7 at The Citadel)	5-1
ETSU (at Furman, Open)	2-3
Georgia Southern (vs. The Citadel, 27-18 at Appalachian St.)	6-0
Aggregate Record	36-26

The Head Coach

Mike Ayers, the 2000 SoCon Coach of the Year, became Wofford football's all-time winningest coach in the 35-10 win over Charleston Southern (Sept. 22).

Ayers, in his 14th season with the Terriers, broke the previous mark of 77 victories held by **Conley Snidow** (1953-66).

A native of Cincinnati, Ohio, Ayers was named the SoCon Coach of the Year from the league coaches and media last season after guiding the Terriers to a 7-4 record and Top 25 national ranking.

Ayers is also a two-time Kodak Region Coach of the Year after leading the Terriers to NCAA playoff appearances in 1990 and 1991.

Hello Neighbor

The 2001 campaign marks the 22nd consecutive year that Wofford Head Coach **Mike Ayers** and his offensive coordinator and neighbor **Wade Lang** are together in football.

Ayers and Lang not only have their offices side-by-side, they also live across the street from each other.

In 1980, when Ayers came to Wofford as an assistant coach, Lang was in his sophomore year. When Ayers left for the defensive coordinator position at East Tennessee State in 1983, Lang joined him in Johnson City as a graduate assistant before being elevated to a full-time position in 1985.

They both returned to Wofford in 1988 when Ayers was named the Terriers' head coach. He brought Lang with him as the quarterback coach. Lang then took over the offensive coordinator duties in 1990.

A Presidential Flavor to the Wofford Staff

Retired Wofford College President **Dr. Joe Lesesne** has joined the Terrier football staff as a volunteer assistant coach working with the tight ends.

Lesesne retired last year after a distinguished 28-year tenure as just the ninth president in the 147-year history of Wofford.

Lesesne is no stranger to football. Upon arriving at Wofford in 1964 as a history professor, he served four years (1965-68) as an assistant football coach for the Terriers under Head Coach **Conley Snidow** and later **Jim Brakefield**. Lesesne also coached one season at Abbeville (S.C.) High School.

Lesesne has also returned to the classroom this fall, teaching a course in South Carolina history.

Another former assistant coach of note is current Mayor of Spartanburg **James Talley**, who served as the Terrier wide receiver coach from 1981-93. His final season at Wofford coincided with his first year as mayor.

Strength of Schedule

•The Sept. 21 announcement of Wofford's revised football schedule meant that the nation's most-difficult slate in Division I-AA got tougher.

After helping Youngstown State find a replacement game for a scheduled Nov. 17 contest, the Terriers added South Carolina.

This year's schedule has the Terriers taking on three I-AA playoff teams from a year ago (Georgia Southern, Appalachian State, Furman) in addition to non-conference matchups at Clemson and South Carolina. Wofford competes in the Southern Conference, the country's strongest I-AA football league.

•Wofford faced four I-AA playoff teams (Lehigh, Georgia Southern, Appalachian State, and Furman) as well as Division I-A Louisiana-Monroe last year.

•The Terriers were one of just three I-AA teams to face two I-A opponents during the 1999 campaign.

•In 1998, Wofford faced the nation's eighth-most difficult schedule as the 11 opponents combined for a .563 winning percentage.

Did You Know?

•An anonymous donor recently committed \$100,000 toward the creation of an endowed scholarship in honor of Wofford Head Coach **Mike Ayers**.

•Ayers is a black belt in karate and an accomplished sketch artist.

2001 Southern Conference Standings

Team	CONFERENCE			OVERALL		
	W	L	Pct.	W	L	Pct.
Georgia Southern	4	0	1.000	6	0	1.000
Furman	4	0	1.000	5	1	.833
Appalachian State	2	2	.500	3	3	.500
Western Carolina	2	2	.500	3	3	.500
Wofford	1	2	.333	2	3	.400
Chattanooga	1	2	.333	2	3	.400
East Tennessee State	1	2	.333	2	3	.400
VMI	1	3	.250	1	5	.167
The Citadel	0	3	.000	1	4	.200

This Week:

*Western Carolina at Chattanooga, 7 p.m. (Thurs.)

*The Citadel at Georgia Southern, 1 p.m.

*East Tennessee State at Furman, 2 p.m.

***Appalachian State at Wofford, 6 p.m.**

**Southern Conference game*

Last Week:

***Western Carolina 31, Wofford 28**

*Georgia Southern 27, Appalachian State 18

*Furman 30, The Citadel 7

*VMI 19, Chattanooga 16 (OT)

Wofford has topped the Southern Conference in its graduation rate for football players all four years since joining the league in 1997.

Terrier Football Ranks in the Top 10

In the 2000 NCAA Graduation Rate Report, Wofford ranks in a tie for seventh among Division I members in its graduation rate for football players.

<i>Rank/School</i>	<i>Student-Athletes Graduation Rate</i>
1. Duke	91 percent
2. Northwestern	88 percent
3. Richmond	86 percent
New Hampshire	86 percent
5. Stanford	83 percent
Lehigh	83 percent
7. Wofford	82 percent
Notre Dame	82 percent
William & Mary	82 percent
10. Holy Cross	80 percent

Wofford Among National Leaders

Wofford places in a tie for 10th in the nation among Division I members in its graduation rate for student-athletes.

The information listed below was taken from the 2000 NCAA Graduation Rate Report:

<i>Rank/School</i>	<i>Student-Athletes Graduation Rate</i>
1. Northwestern	92 percent
2. Duke	91 percent
Georgetown	91 percent
4. Lehigh	90 percent
Manhattan	90 percent
6. Bucknell	89 percent
Notre Dame	89 percent
Stanford	89 percent
9. Loyola (Md.)	86 percent
10. Wofford	85 percent
La Salle	85 percent
12. Dayton	84 percent
New Hampshire	84 percent
Providence	84 percent
15. Boston College	83 percent
Richmond	83 percent
Siena	83 percent
William & Mary	83 percent
19. Xavier	83 percent
20. Colgate	82 percent
Holy Cross	82 percent

1212 vs. 1100

Wofford College boasts a higher SAT average (1212) than enrollment (1100).

Wofford and the NFL

Wofford College is the summer training camp site for the Carolina Panthers of the National Football League.

Rising Through the Ranks

Wofford College is in its seventh season on the Division I-AA level.

The Terriers also competed for seven years in Division II (1988-94). Prior to 1988, Wofford was an NAIA member.

About Wofford

•Located in Spartanburg, S.C., Wofford is one of only five independent colleges and universities to have a Phi Beta Kappa chapter in the Carolinas (Davidson, Duke, Furman, and Wake Forest are the others).

•Wofford is one of just three Division I colleges or universities to have the nickname Terriers. The others are Boston University and St. Francis (N.Y.).

•Founded in 1854, Wofford has an enrollment of 1,100, making it the smallest school in NCAA Division I-A or I-AA football.

•With 1,100 students, Wofford is the second smallest school in Division I. Only Centenary (La.) is smaller with 850 students. However, the Gentlemen do not field a football team.

•Famous Wofford graduates include Carolina Panther owner and founder **Jerry Richardson** and Air Force Head Football Coach **Fisher DeBerry**.

•Wofford ranks No. 1 among national liberal arts colleges in "operating efficiency," providing a quality education while spending relatively less.

In the 2000 NCAA Division I Graduation Rate Report, Wofford is the only school in the nation to rank in the Top 10 in all four categories: overall student-athlete graduation rate as well as those for the football, men's basketball, and women's basketball teams.

"There are no junk courses at Wofford that we could see, and we would certainly match its course of study with that of any school in the Ivy League."

National Review's Guide to the
Best Liberal Arts Colleges
"America's Top 50 Liberal Arts Schools"

The Difference Maker

•Wofford's offensive success starts with quarterback **Travis Wilson**, a preseason All-SoCon selection by the league coaches.

•A senior from Newberry, S.C., Wilson is on pace to become the Terriers' career passing and total offense leader. Based on this year's average of 133.4 yards per game in the air, Wilson should take over the top spot in passing on Saturday. His 3,706 career yards are only 132 behind **Carter Davis** (3,838, 1971-74).

•Wilson has the longest streak of consecutive starts by a Terrier with 33. He has started every game since the week six contest against Western Carolina as a freshman in 1998.

Career Total Offense

1. 7,067 - Shawn Graves, 1989-92
2. **5,991 - Travis Wilson, 1998-**
3. 3,719 - Warren Whittaker, 1963-66
4. 3,703 - Ricky Satterfield, 1972-75
5. 3,665 - Ted Phelps, 1965-68

Single-Season Total Offense

1. **2,157 - Travis Wilson, 1999**
2. **1,982 - Travis Wilson, 2000**
3. 1,916 - Carter Davis, 1973
4. 1,864 - Shawn Graves, 1991
5. 1,852 - Harold Chandler, 1970

Career Passing Yards

1. 3,838 - Carter Davis, 1971-74
2. **3,706 - Travis Wilson, 1998-**
3. 3,376 - Chuck Fraser, 1984-87
4. 3,085 - Harold Chandler, 1967-70
5. 2,517 - Warren Whittaker, 1963-66

Single-Season Passing

1. 1,610 - Harold Chandler, 1970
2. 1,398 - Carter Davis, 1973
3. **1,221 - Travis Wilson, 1999**
4. 1,215 - Chuck Fraser, 1986
5. **1,203 - Travis Wilson, 2000**

•Over the last three games, Wilson has completed 64.8 percent of his passes while averaging 18.0 yards per completion (35-of-54 for 631 yards).

•He places third on the Terriers with 216 yards rushing, including a season-best 86 yards on 16 carries at Clemson.

•Wilson has thrown just one interception in his last 77 attempts dating back to last season. Going back to the 1999 campaign, Wilson has thrown just eight picks over the last 25 games and 99 quarters.

•He ranks second all-time at Wofford in completion percentage (55.9), trailing only **Harold Chandler** (56.1, 1967-70).

•Wilson set a Wofford single-season mark in 1999 with a 64.5 completion percentage, just shy of the SoCon's single-season record of 64.7 (**Braniff Bonaventure**, Furman, 1996).

•Wilson is planning on joining the Terrier baseball team at the close of the season.

The Real McCoy

•Halfback **Jesse McCoy** is a big-play weapon in Wofford's offense.

The 1999 SoCon Freshman of the Year is averaging 9.9 yards each time he touches the ball from the line of scrimmage in his career. McCoy has 1,989 career yards of total offense on 200 touches (172 rushes, 28 receptions).

•He became the first player in Wofford history to go over 100 yards rushing and 100 yards receiving in the same game when he ran for 114 yards on nine carries and had three receptions for 115 yards and two touchdowns in last year's 40-31 victory over Western Carolina.

•McCoy had 155 yards on his first four touches against the Catamounts and each of his first six touches resulted in at least 10 yards: 73, 21, 28, 33, 10, and 15 yards.

•McCoy's 7.9 career per carry average is a Wofford record, shattering the previous mark of 7.0 by former quarterback great **Shawn Graves** (1989-92).

•McCoy had eight pass receptions last season for 255 yards (31.9 avg.) and three touchdowns.

•A native of Acworth, Ga., McCoy has 4.36 speed and has added 30 pounds since first arriving at Wofford.

The Best of McCoy

The top four rushing performances of **Jesse McCoy's** collegiate career have seen him average at least 12.4 yards per carry in those contests.

The games listed below also represent his four career 100-yard games:

Opponent	Att.	Yds.	Avg.	TD
WCU* (10/16/99)	11	136	12.4	2
UTC (10/2/99)	9	134	14.9	0
VMI (10/7/00)	9	133	14.8	3
WCU^ (10/14/00)	9	114	12.7	0

*McCoy also had a 59-yard TD reception
^McCoy added three receptions for 115 yards and two touchdowns.

Familiar Faces

Wofford's starting halfbacks are definitely familiar with each other.

Jesse McCoy and **Ben Foster** were also teammates at Harrison High School in Kennesaw, Ga.

Terrier punter **Jimmy Miner**, an All-SoCon selection last season, is also a Harrison graduate.

Just Call Him Joe College...

The following is an inside look at Terrier starting halfback **Ben Foster**:



Ben Foster

•Wofford's Student Body President

•The Division I-AA representative and one of just two student-athletes in the nation to be named to the NCAA Division I Football Issues Committee

•The Southern Conference representative on the NCAA Student-Athlete Advisory Council

•Dean's List student majoring in biology

•Team Captain

•Selected to the 2000 Verizon Academic All-District team

•Topped all Terrier halfbacks in knockdown blocks last season

Away from the Gridiron

•Big Brothers and Sisters Foundation

-Serve as a role model and work as a peer tutor and contact person for guidance counselors at junior high schools in the event a student would need additional assistance

•Summer Youth Institute

-Program Director and Coordinator in teaching non-violent ways to youth ages 12-to-15

•Habitat for Humanity

-Recruited 20 fellow students to assist in the construction of a home for low-income residents of Spartanburg

•Stop The Violence Collaboration

-20-to-25 hours a week is spent each summer working with community development and local youth/problem teens

Five Terriers Receive Preseason All-SoCon Honors

Five Wofford College football players received preseason All-Southern Conference honors from the league coaches.

Placekicker **Darren Brown** and nose tackle **Nathan Fuqua** were named to the first team while outside linebacker **Al Clark**, offensive tackle **J.C. Neel**, and quarterback **Travis Wilson** were second-team selections.

More Fuqua

With 30 tackles for loss in just over two seasons at Wofford, including 18 last year, nose tackle **Nathan Fuqua** is on pace to easily become the Terriers' career leader in that category.

Brian Bodor, a consensus All-America selection last year, holds that mark with 38.

Fuqua has been an All-SoCon selection in each of his two seasons with the Terriers.

Seeing the Ball

Isaac Goodpaster, Wofford's leading receiver, is legally blind with 20/200 vision.

Goodpaster is seeing the ball well enough, though, to post a team-best 12 catches for 325 yards (27.1 avg.) and two touchdowns.

Listed below are his game-by-game performances:

Opponent	No.	Yds.	Avg.	T.D.
Clemson	1	15	15.0	1
Charleston So.	2	100	50.0	0
Chattanooga	2	56	28.0	0
VMI	3	82	27.3	1
Western Carolina	4	72	18.0	0
Totals	12	325	27.1	2

Goodpaster accounts for 44.3 percent of Wofford's receiving yards this season.

The next closest Terrier to Goodpaster's 325 receiving yards is **Jesse McCoy** with 105.

A junior from Mt. Sterling, Ky., Goodpaster had just one reception for two yards entering the 2001 campaign.

Goodpaster is on pace for 715 receiving yards this year, which would break the Wofford single-season record of 712 (**Steve Mabrey**, 1986).

On The Offensive

Wofford is averaging 428.4 yards per game offensively, 105.2 yards more than its opposition (323.2).

The Terriers are also averaging 32.4 points per game.

Academic Dominance

With six selections, Wofford dominated the 2000 Verizon Academic All-District Team.

Defensive tackle **Brian Bodor**, outside linebacker **Chase Corn**, halfback **Ben Foster**, center **Bailey King**, strong safety **Brandon Ladd**, and offensive guard **Eric Nash** represented Wofford.

The Verizon Academic All-District Team combines Division I-A and I-AA schools in a five-state region (Florida, Georgia, North Carolina, South Carolina, and Virginia). To be eligible for consideration, each student-athlete must have sophomore standing, a 3.20 grade-point average, and be a starter or key reserve.

The Plus and Minus

Wofford has committed just one turnover and is a +4 in the turnover department in its two wins.

In three losses, the Terriers have eight turnovers and are a -4 in turnover ratio.

Defensive Improvements

The following shows Wofford's improvement defensively from last season:

Year	Rush. Yds.	Pass. Yds.	Tot. Offense
2000	149.3	242.5	391.8
2001	99.2	224.0	323.2

The Terriers are allowing 68.6 yards per game fewer than a year ago.

Defensive Pressure

Wofford had three sacks of Clemson quarterback **Woodrow Dantzler** in a five-play third-quarter sequence and a total of four sacks on the day against the Heisman Trophy candidate.

The Sack Men

•In back-to-back games this year, a Wofford player tied the school's single-game sack record.

•Outside linebacker **Hondre McNeil** had sacks on three consecutive plays at Chattanooga (Sept. 29). After his first sack resulted in a safety, McNeil then recorded sacks on the first two snaps of the Mocs' ensuing series.

McNeil was making his first start in over a year. He was sidelined in week three of last season by a torn ACL.

•Inside linebacker **Robert Mathis** had three sacks en route to earning SoCon Defensive Player of the Week honors in the 35-10 win over Charleston Southern (Sept. 22).

An Inspirational Story

•Preseason All-America placekicker **Darren Brown** was born without a left arm below the elbow.

The senior from Hendersonville, N.C., set a SoCon record for field-goal accuracy last year as he connected on 12-of-14 attempts (85.7 percent). The 12 field goals also tied a Wofford single-season mark.

Brown was 4-of-4 on field goals from 40 yards and beyond. He was also 35-of-36 on PATs.

•Brown is 2-of-4 on field goals this season and 20-of-20 on PATs.

•As a freshman, Brown executed a successful surprise onside kick in which he made the recovery against Chattanooga.

The Kicking Game

In addition to All-SoCon placekicker **Darren Brown**, the Terriers also have an All-League selection at punter in **Jimmy Miner**.

Miner was an All-SoCon selection by the league coaches as a freshman last year.

He is averaging 40.2 yards on 21 attempts this season, including a 43.5 mark on six boots at Clemson.

Air Ayers

•Wofford is averaging 15.3 yards per pass completion this season.

In the last four games, **Travis Wilson** is averaging 18.0 yards per completion. He has hit on 35-of-54 attempts (64.8 percent) for 631 yards with two touchdowns and one interception in that stretch.

•**Isaac Goodpaster** is averaging 27.1 yards with his team-high 12 receptions for 325 yards.

•Wofford threw the ball just 13.5 times per game last season, but averaged 16.6 yards with each completion.

Air Wilson

•The development of Wofford's passing game is traced through senior quarterback **Travis Wilson**.

In the year prior to his arrival (1997), which also represented the Terriers' first season of SoCon play, Wofford's top receiver on the year had five receptions (**Larry Windham**) while the leader in receiving yards totaled 64 (**Jeff Scott**).

•Wilson is on pace to become Wofford's all-time leading passer with over 4,000 yards.

Recapping Clemson

•Wofford's 276 yards rushing against Clemson represented the second-highest total surrendered in the three-year tenure of Tiger Head Coach **Tommy Bowden**. It was surpassed only by the 286 yards posted by Virginia Tech in 1999.

•Buoyed by a 204-yard rushing performance, Wofford outgained Clemson by a 219-to-211 margin in the first half. The Terriers also held an 18:27-to-11:33 edge in time of possession.

•The Terriers built first-half leads of 7-0 and 14-7. Wofford still trailed just 24-14 with 10 seconds left in the third quarter.

•Wofford posted four sacks and an interception against Heisman Trophy candidate **Woodrow Dantzler**. The Terriers had three of their sacks in a five-play sequence of the third quarter. Dantzler was also held to 55 yards rushing on 13 carries.

•The Terriers forced a total of three Tiger turnovers.

•Wofford's performance produced the first boos heard in Death Valley during the Bowden era.

What The Tigers Were Saying...

"Wofford whipped us in the first half. We got our fannies kicked by them. Wofford simply took it to us. I'd rather play the Green Bay Packers."

Reggie Herring

Clemson Defensive Coordinator

"I tip my hat to the Wofford Terriers. They came out flying around and playing hard. We knew they would. That's a really good football team."

Will Merritt

Clemson Offensive Guard

"Wofford had great execution. They ran hard and they're very good."

Chad Carson

Clemson Linebacker

"Wofford was a good team. We knew we would have to come out ready to play to beat them. A lot of people thought that because they were a I-AA school that we would run all over them, but we knew better than that. We knew it would be a 60-minute game. Wofford is as good as half the teams in the ACC."

Woodrow Dantzler

Clemson Quarterback

"Travis Wilson is better than some of the ACC quarterbacks we've faced."

Nick Eason

Clemson Defensive Tackle

Going for It

The entire field is four-down territory for Wofford as the Terriers are 7-of-13 (53.8 percent) on fourth-down attempts this season.

•Trailing 22-19 with 2:49 to play at Chattanooga, Wofford faced a 4th-and-4 at the Moc 21-yard line. The Terriers went for it and **Ben Foster** carried seven yards for a first down. Wofford eventually scored a go-ahead touchdown with 1:14 left.

Wofford was also successful on a 4th-and-1 at its own 29-yard line on the second series of the Chattanooga game. **Travis Wilson** ran 10 yards for a first down.

•At Clemson, the Terriers had a 4th-and-1 at the Tiger 26-yard line on their opening series. **Jesse McCoy** then carried around right end for a touchdown and an early 7-0 Wofford lead.

The Terriers were 15-of-27 (55.6 percent) on fourth-down attempts last season and 24-of-39 (61.5 percent) in 1999.

The Two-Headed Monster

Melvin Jones and **J.R. McNair** combine to give Wofford 143.4 yards per game rushing from the fullback position and 10 of the Terriers' 22 touchdowns on the year.

Listed below are their combined rushing totals from each game this season:

<u>Opponent</u>	<u>Att.</u>	<u>Yds.</u>	<u>Avg.</u>	<u>T.D.</u>
Clemson	24	120	5.0	0
Charleston So.	27	170	6.3	2
Chattanooga	29	78	2.7	2
VMI	24	142	5.9	2
Western Carolina	31	207	6.7	4
Totals	135	717	5.3	10

Top Terriers

Listed below are Wofford's top rushing performances this season:

<u>Name</u>	<u>Opponent</u>	<u>Yards</u>
Melvin Jones	Western Carolina	145
Melvin Jones	VMI	121
Melvin Jones	Charleston So.	88
Travis Wilson	Clemson	86
J.R. McNair	Charleston So.	82
Jesse McCoy	Charleston So.	75

Giving the Opponent a Melvin

•Wofford fullback **Melvin Jones** has posted back-to-back career-high rushing performances.

The junior from West Columbia, S.C., had 145 yards and three touchdowns on 21 carries at Western Carolina, just one week after a 121-yard effort versus VMI.

•The 145 yards by Jones at Western Carolina represented the top game by a Terrier since **Shaun Fogle** had 193 yards last year at East Tennessee State (Nov. 4).

The three touchdowns by Jones in Cullowhee, N.C., were also the most in a game since Fogle at ETSU.

•Jones posted the highest rushing performance by a Wofford fullback since **Tony Hudson** ran for 146 yards and two touchdowns on 23 attempts in the 1999 season finale at Louisiana-Lafayette.

•Jones has the Terriers' top three rushing games this season.

Spreading the Wealth

Wofford rushes for 281.8 yards per game with four players averaging at least 41.4 yards:

<u>Name</u>	<u>Att.</u>	<u>Yds.</u>	<u>Avg.</u>	<u>T.D.</u>
Melvin Jones	86	451	5.2	5
J.R. McNair	49	266	5.4	5
Travis Wilson	65	216	3.3	1
Jesse McCoy	30	207	6.9	3

As a team, the Terriers average 4.8 yards per rushing attempt.

Breakout Seasons

•Running back and Dean's List student **J.R. McNair** (Jonesboro, Ga.) comes off-the-bench to place second on the Terriers in rushing with 266 yards (5.4 avg.) after totaling just 43 yards on 14 carries as a freshman a year ago.

In fact, McNair surpassed his rushing total for all of last year in the first half of the season opener at Clemson when he ran for 65 yards on six carries.

•After catching just one pass for two yards in 2000, wide receiver **Isaac Goodpaster** (Mt. Sterling, Ky.) is the Terriers' top receiver this season with 12 grabs for 325 yards (27.1 avg.) and two touchdowns.

Goodpaster had two catches for 100 yards against Charleston Southern (Sept. 22). He also had a 15-yard touchdown reception from **Travis Wilson** to give the Terriers a 14-7 lead at the end of the first quarter at Clemson.

NCAA Rankings

The following is where Wofford ranks in this week's NCAA national statistics:

Category	Average	Ranking
Rushing Offense	281.8 yards per game	6th
Rushing Defense	99.2 yards per game	14th
Total Offense	428.4 yards per game	16th
Passing Efficiency	144.34 rating	20th
Scoring Offense	32.4 points	23rd
Melvin Jones	90.2 yards rushing per game	T 36th

Breaking Down the Wingbone

Wofford has rushed the ball on 78.4 percent of its plays this season. The fullback position has carried the ball on 46.4 percent (135-of-291) of the running plays and 36.4 percent of all plays (135-of-371).

VMI Recap

•The 59 points represented the Terriers' highest offensive output since a 77-7 Homecoming win over Lees-McRae in 1992.

•The 59-14 score was Wofford's largest margin of victory since a 55-10 win against VMI in the 1999 Homecoming contest.

•The Terriers are now 10-4 in Homecoming games under Head Coach **Mike Ayers**, outscoring the opposition by an average margin of 41.0-to-20.8.

•Eight different players scored touchdowns while 15 Terriers had at least one carry.

Film This

Sophomore and backup strong safety **Ryan Steele** blocked a VMI punt and returned it 10 yards for a touchdown (Oct. 6). Last year, while recovering from knee surgery as a result of a high school injury, he filmed the Wofford game action as a member of the Terrier video crew.

Record Crowds

The attendance of 78,000 at Clemson (Sept. 8) represented the largest crowd to ever see a Wofford athletic event.

The former mark was the 60,000 that turned out for the Terriers' previous trip to Clemson in 1981.

This year's record at Death Valley is expected to be eclipsed when Wofford faces South Carolina on Nov. 3.

Terriers Add Game at South Carolina

A restructuring of this year's Wofford College football schedule is highlighted by the addition of a Nov. 3 game at the University of South Carolina. Kickoff will be 1 p.m. at Williams-Brice Stadium in Columbia.

The USC contest moves Wofford's previously scheduled Nov. 3 home game with East Tennessee State to Nov. 17 at 1:30 p.m. Wofford worked with Youngstown State, the Terriers' original opponent on Nov. 17, to secure a replacement game for the Penguins.

Wofford will also host Georgia Southern at 1 p.m. on Nov. 24 in the makeup of a Sept. 15 game that was postponed due to the terrorist attacks.

"With Nov. 3 being the preferred date by our coaches, we examined a number of options as it related to that date," South Carolina Athletic Director **Dr. Mike McGee** said. "I'd personally like to thank Wofford and their administration for their flexibility in making several adjustments to their schedule in order for this to happen. Wofford is an emerging program, a respected in-state institution and we look forward to having their team and their fans come to Williams-Brice Stadium."

The Terriers and Gamecocks will be meeting on the gridiron for the first time since a 26-0 USC win in 1957. This will also be Wofford's first game against an SEC opponent since a 1952 contest against Tennessee.

"We're very excited and appreciative of the opportunity to play South Carolina," Wofford Head Coach **Mike Ayers**. "We know that we face a tremendous challenge against one of the nation's top teams."

"The Clemson game earlier this season was a positive in terms of exposure for our program. Our kids gained a lot of confidence and we grew as a team."

"Wofford has a fine team and they certainly got everyone's attention with their strong performance in the opener against Clemson," South Carolina Head Coach **Lou Holtz** said. "Wofford led twice in the first half against Clemson and Coach Ayers and his staff do an outstanding job. It was important that we have an 11th game and the Nov. 3 date is one that we had preferred to fill."

Wofford will face Clemson and South Carolina in the same season for the first time since 1933. The Terriers will also become the first team since North Carolina State in 1991 to play at Clemson and South Carolina in the same year.

South Carolina represents Wofford's sixth game in the last four years against a Division I-A opponent.

Football Anyone?

Nearly one out of every six males on the Wofford campus play on the football team.

The Wofford student body of 1,100 is divided equally between 550 males and 550 females. This year's Terrier football roster has 93 players.

With roughly 300 student-athletes on campus, more than 25 percent of Wofford's student body is on an athletic team.

Wofford POTW

The following are Wofford's Players of the Week from each game this season:

Opponent	Offense	Defense
Clemson	J.R. McNair	Matt Nelson
Charleston Southern	Melvin Jones	Robert Mathis
Chattanooga	Curtis Nash	Hondre McNeil
VMI	Travis Wilson	Roland Harris
Western Carolina	Melvin Jones	Nathan Fuqua

One Busy Coach

Wofford assistant football coach **Freddie Brown** served a coaching internship with the Carolina Panthers during their training camp at Wofford this summer.

Brown worked with the Panther running backs as part of a Minority Coaching Fellowship with the team and the National Football League.

A 1991 Wofford graduate, Brown was a four-year letterman as a running back for the Terriers. He rushed for 1,112 yards and eight touchdowns in his career. The Charlotte, N.C., native is in his third year as an assistant football coach at his alma mater in addition to being Wofford's head track coach.

Spartanburg's Team

•The eight Spartanburg natives on this year's roster represent the highest total at Wofford in the 14-year tenure of Head Coach Mike Ayers.

The local Terriers with their high school in parentheses are: **Al Clark** (Dorman), **Chase Corn** (Dorman), **Matt Flynn** (Dorman), **Trevor Hray** (Spartanburg), **Curtis Nash** (Dorman), **Steve Prochak** (Spartanburg), **Trey Rodgers** (Dorman), and **Shiel Wood** (Spartanburg).

•Nash quarterbacked Dorman to the state championship game in 1999 while Rodgers, his successor, led the Cavaliers to the state title last year.

Coaching Stability

Head Coach **Mike Ayers** is in his 14th season at Wofford. His assistant coaches have also been a model of stability:

Off. Coordinator **Wade Lang*** (14th year)
Off. Line Coach **Drew Watson** (12th year)
Kicking Coach **Lee Hanning** (12th year)
Def. Coordinator **Nate Woody*** (11th year)
Def. Line Coach **Jack Teachey** (8th year)
Wide Receiver Coach **Bruce Lackey** (7th year)
Outside LB Coach **Thomas Neel** (4th year)
RB Coach **Freddie Brown*** (3rd year)
Secondary Coach **Terry Lantz** (2nd year)
Tight End Coach **Joe Lesesne^** (1st year)

*Wofford graduate and four-year letterman
^Served as Wofford's president for 28 years (1972-2000)

Familiar Names

Freshman wide receiver and kick returner **Shiel Wood** (Spartanburg High School) is the son of Wofford Athletic Director **David Wood**.

The younger Wood has two receptions for 23 yards while returning three kickoffs for a 19.3 average.

Wood (the father) was a football standout at Elon and a former assistant coach at Catawba.

Team Captains

Cornerback **Chris Edwards**, halfback **Ben Foster**, nose tackle **Nathan Fuqua**, offensive tackle **J.C. Neel**, and quarterback **Travis Wilson** are the Terriers' team captains this season.

Fuqua is the lone junior among the group while Wilson is in his second year as a captain.

Last year, Wilson was the first junior to be a captain since former quarterback great **Shawn Graves** held the honor in 1991.

Good Genes

Outside linebackers **Al Clark** and **Chase Corn** are third generation Wofford football players and teammates.

Clark's and Corn's grandfathers were teammates on Wofford's 1949 football team that posted an 11-0 regular season before being upset 19-6 by Florida State in the Cigar Bowl.

Clark's and Corn's fathers were also teammates at Wofford from 1972-76. Corn also had an uncle who played for the Terriers.

The Marshall Plan

Prior to becoming the dominant program in Division I-AA, Marshall had to wait five years to win its first Southern Conference game after beginning league play in 1977.

With 16 victories in its opening five years of SoCon membership, Wofford is well ahead of schedule on "The Marshall Plan."

Quick Progress

Since beginning SoCon play in 1997, which was just its third season in Division I-AA, Wofford has the fifth-highest win total in league play: Georgia Southern (33), Appalachian State (27), Furman (25), East Tennessee State (17), Wofford (16), Chattanooga (15), Western Carolina (15), The Citadel (10), and VMI (2).

Home Sweet Home

Wofford is 2-0 at home this season and 0-3 on the road.

Gibbs Stadium

Wofford's football stadium is the second youngest facility in the Southern Conference.

With a capacity of 13,000, Gibbs Stadium opened in October 1996. Only Chattanooga's Finley Stadium (1997) is newer.

The Terriers have a 16-8 home record since moving into Gibbs Stadium.

Uniform Watch

Wofford is debuting a new black home jersey this season.

Steady Improvements

Listed below is Wofford's year-by-year record since beginning SoCon play in 1997:

<u>Year</u>	<u>Record</u>	<u>Place</u>
1997	3-7, 2-6	8th
1998	4-7, 3-5	7th
1999	6-5, 5-3	4th
2000	7-4, 5-3	4th

A Record-Setting Night

Inside linebacker **Robert Mathis** tied Wofford single-game records in tackles for a loss (five) and sacks (three) in the 35-10 win over Charleston Southern.

In earning SoCon Defensive Player of the Week honors, Mathis totaled a game-high 15 stops on the night while playing just three quarters. He also had an interception to set up a Wofford score while adding a pass breakup.

The junior from Cross, S.C., had sacks on consecutive plays in the third quarter against the Buccaneers.

The Last Time...

•The Terriers have not had a kickoff return for a touchdown since **Craig Best** took one back 93 yards in a 1982 game versus Elon.

•Wofford's last punt return for a touchdown came in 1997 when **Tony Young** went 84 yards against Charleston Southern.

•The 32-yard punt return by **Chris Edwards** last weekend at Western Carolina represented the Terriers' longest punt return since Young's score in the 1997 season finale.

Hitting the Road

Following the Appalachian State contest, Wofford will hit the road for three consecutive away games before returning home Nov. 17 to face East Tennessee State.

The Terriers will trek across the state with dates at The Citadel (Oct. 27), South Carolina (Nov. 3), and Furman (Nov. 10).

WOFFORD VS. APPALACHIAN STATE

A Statistical Comparison

The following are how this year's team statistics compare:

	<u>ASU</u>	<u>Wofford</u>
Points per game - allowed	22.8 - 20.2	32.4 - 24.4
Rushing yards per game - allowed	154.5 - 129.5	281.8 - 99.2
Passing yards per game - allowed	173.3 - 131.3	146.6 - 224.0
Total net yards per game - allowed	327.8 - 260.8	428.4 - 323.2
Punts - average	33 - 36.3	21 - 40.2
Penalties - yards	53 - 496	23 - 224
Turnover Margin (takeaways/giveaways)	+2 (15/13)	E (9/9)
Fumbles - Lost	11 - 4	14 - 7
Third-Down Conversions - allowed	34.8% - 27.2%	41.4% - 40.8%
Time of Possession - allowed	32:31 - 27:29	31:31 - 28:29

Magic Numbers

•Wofford has a 45-2-1 record in the 48 games under Head Coach **Mike Ayers** that the Terriers have allowed 16 or fewer points.

•Wofford has won 24 consecutive games when holding a halftime lead.

The Terriers' last loss when leading at the break was a 20-16 defeat to Elon in 1995. Wofford held a 9-3 halftime edge that night.

He's Old School

•It's not uncommon for Wofford Head Coach **Mike Ayers** to drive the team's equipment truck when it travels.

•Ayers also doubles as the position coach, with **Joe Lesesne**, for the Wofford tight ends.

South Carolina's Team

This year's schedule has Wofford playing only two games (Chattanooga and Western Carolina) outside the state of South Carolina.

Wofford Starting Lineup

	CLEM	CSU	UTC	VMI	WCU
<u>Offense</u>					
L T	Williams	Neel	Neel	Neel	Neel
LG	Bentley	Bentley	Bentley	Bentley	Bentley
C	King	King	King	King	King
RG	Nash	Nash	Nash	Nash	Nash
RT	Blackburn	Blackburn	Blackburn	Williams	Williams
T E	Flynn	Belger (WR)	Gilmore (WR)	Nash (WR)	Nash (WR)
WR	Goodpaster	Goodpaster	Goodpaster	Goodpaster	Goodpaster
QB	Wilson	Wilson	Wilson	Wilson	Wilson
RB	Jones	Jones	Jones	Jones	Jones
HB	McCoy	McCoy	McCoy	McCoy	McCoy
HB	Foster	Gaillard	Foster	Foster	Foster

Defense

DT	Jones	Jones	Jones	Jones	Jones
NT	Fuqua	Fuqua	Fuqua	Fuqua	Fuqua
DT	Pressley	Pressley	Pressley	Pressley	Pressley
OLB	Corn	Corn	Corn	Corn	Corn
ILB	Mathis	Mathis	Mathis	Mathis	Ledford
ILB	Thrift	Ledford	Freland	Freland	Freland
OLB	Clark	Clark	McNeil	McNeil	McNeil
CB	Edwards	Edwards	Edwards	Edwards	Edwards
FS	Davis	Nelson	Ladd	Nelson	Nelson
SS	Ladd	Brizendine	Nelson	Brizendine	Brizendine
CB	Harris	Washington	Harris	Harris	Harris

WOFFORD COLLEGE TWO-DEEP

(updated Oct. 14, 2001)

OFFENSE

LEFT TACKLE

72 J.C. Neel (6-5, 285, Sr.)
76 Bryan Stanley (6-4, 325, Fr.)

LEFT GUARD

67 Chad Bentley (6-1, 288, Jr.)
65 Bobby Gibbs (6-3, 270, Fr.)

CENTER

69 Bailey King (5-11, 240, Sr.)
68 Montez Hilliard (6-0, 265, So.)

RIGHT GUARD

55 Eric Nash (6-3, 280, Sr.)
77 Eric Deutsch (6-3, 300, So.)

RIGHT TACKLE

61 Steward Williams (6-1, 270, Sr.)
71 Stacey Clark (6-4, 300, Sr.)

TIGHT END

83 Matt Flynn (6-2, 230, Sr.)
88 Adam Regenthal (6-3, 238, Fr.)

WIDE RECEIVER

20 Isaac Goodpaster (6-0, 175, Jr.)
17 Curtis Nash (6-1, 180, So.)

QUARTERBACK

16 Travis Wilson (6-3, 205, Sr.)
14 Nick Haughey (5-11, 190, Jr.)

HALFBACK

29 Jesse McCoy (5-10, 195, Jr.)
7 Shaun Fogle (5-11, 187, So.)

RUNNING BACK

41 Melvin Jones (5-11, 212, Jr.)
4 J.R. McNair (5-10, 195, So.)

HALFBACK

34 Ben Foster (5-8, 185, Sr.)
42 D.J. Gaillard (5-10, 195, Jr.)

DEFENSE

TACKLE

97 Anthony Jones (5-10, 255, Jr.)
91 Bill Pryor (6-3, 245, So.)

NOSE TACKLE

90 Nathan Fuqua (6-1, 280, Jr.)
94 Robert Trapp (6-2, 280, Sr.)

TACKLE

95 John Pressley (6-3, 240, So.)
75 Lee Basinger (6-1, 250, Fr.)

OUTSIDE LINEBACKER

2 Hondre McNeil (6-2, 208, Sr.)
10 Teddie Whitaker (6-2, 230, So.)

INSIDE LINEBACKER

49 Robert Mathis (6-2, 235, Jr.)
45 LaRay Benton (5-11, 225, Sr.)

INSIDE LINEBACKER

54 Jimmy Freland (5-11, 215, Fr.)
5 Derrick Ledford (6-2, 225, Sr.)

OUTSIDE LINEBACKER

37 Chase Corn (5-11, 202, Jr.)
35 Al Clark (6-3, 225, Sr.)

LEFT CORNERBACK

6 Chris Edwards (5-9, 182, Sr.)
8 Craig Thomas (5-10, 185, So.)

STRONG SAFETY

11 Josh Brizendine (6-3, 190, Sr.)
19 Ryan Steele (6-1, 195, So.)

FREE SAFETY

30 Matt Nelson (6-1, 195, So.)
24 Brandon Ladd (5-10, 185, Jr.)

RIGHT CORNERBACK

48 Roland Harris (5-9, 172, Jr.)
25 Fred Washington (5-10, 190, Sr.)

SPECIAL TEAMS

PUNTER

32 Jimmy Miner (6-3, 195, So.)
31 Brandon Smith (5-11, 198, Fr.)

PLACEKICKER

23 Darren Brown (6-0, 170, Sr.)

PUNT RETURNS

6 Chris Edwards (5-9, 182, Sr.)

KICKOFF RETURNS

6 Chris Edwards (5-9, 182, Sr.)
84 Shiel Wood (5-10, 180, Fr.)

HOLDER

9 Brandon Batson (6-0, 195, Jr.)
84 Shiel Wood (5-10, 180, Fr.)

LONG SNAPPER

82 Jonathan Starks (6-2, 215, So.)

KICKOFFS

23 Darren Brown (6-0, 170, Sr.)

WOFFORD VS. APPALACHIAN STATE

Game 1

Clemson 38, Wofford 14
Sept. 8, 2001; Clemson, S.C.

Wofford held a pair of first-half leads before seeing Clemson rebound for a 38-14 victory in front of a crowd of 78,000 in Death Valley (Sept. 8).

The Terriers drove 65 yards in six plays on their opening series, capped by a 26-yard touchdown run by **Jesse McCoy** on a 4th-and-1 play, to take a 7-0 lead.

After Clemson evened the game, a **Teddie Whitaker** fumble recovery set up a **Travis Wilson's** 15-yard touchdown pass to **Isaac Goodpaster** to give Wofford a 14-7 lead at the close of the first quarter.

The Tigers took a 24-14 halftime lead and it remained just a 10-point game until Clemson scored again with 10 seconds remaining in the third quarter.

Wofford's 276 yards rushing represented the second-highest total allowed in the three-year Clemson tenure of Head Coach **Tommy Bowden**. The Terriers rushed for 204 yards in the first half and outgained the Tigers by a 219-to-211 margin in total offense at the intermission.

The Terrier defense recorded four sacks and forced three Clemson turnovers while limiting Heisman Trophy candidate **Woodrow Dantzler** to 55 yards rushing on 13 carries.

Wofford	14	0	0	0	14
Clemson	7	17	7	7	38

First Quarter

W - McCoy 26 run (Brown kick), 9:41

C - McKelvey 7 pass from Dantzler (Hunt kick), 7:12

W - Goodpaster 15 pass from Wilson (Brown kick), 2:16

Second Quarter

C - Hunt 43 field goal, 14:52

C - Meekins 29 fumble recovery (Hunt kick), 13:23

C - Zachery 1 run (Hunt kick), 9:41

Third Quarter

C - McKelvey 7 pass from Dantzler (Hunt kick), :10

Fourth Quarter

C - Rambert 3 run (Hunt kick), 11:53

	<u>Wofford</u>	<u>Clemson</u>
First Downs	19	29
Rushes - Yards	56-276	41-200
Passing Yards	36	283
Total Offense	312	483
Passes	16-6-0	37-26-2
Punts - Avg.	6-43.5	1-43.0
Fumbles - Lost	3-2	1-1
Penalties - Yards	2-16	4-35
Time of Possession	32:10	27:50

Wofford Individuals

Rushing

Wilson 16-86, McNair 10-68, McCoy 9-58, Jones 14-52, Fogle 4-11, Gaillard 1-1, Mungin 2-0

Passing

Wilson 15-6-0, 36 yards; Team 1-0-0

Receiving

Jones 2-6, Goodpaster 1-15, Gaillard 1-7, McCoy 1-7, Gilmore 1-1

Game 2

Wofford 35, Charleston So. 10
Sept. 22, 2001; Spartanburg, S.C.

Mike Ayers became Wofford's all-time winningest football coach in a 35-10 rout of Charleston Southern.

Ayers picked up his 78th victory at Wofford to move past **Conley Snidow** (1953-66) into the top spot on the Terrier career win chart.

The Terriers scored touchdowns on five of their first seven possessions on the way to 398 yards rushing and 566 in offense on the night.

Travis Wilson totaled 212 yards for Wofford. He averaged 31.8 yards on five pass completions (5-of-9 for 159 yards) while adding 53 yards rushing, including a 26-yard score.

Melvin Jones was the top Terrier ground gainer with 88 yards on 16 attempts while **J.R. McNair** added 82 yards on 11 carries, including touchdown runs of 11 and 22 yards. **Isaac Goodpaster** was the big-play receiver for the Terriers with two receptions for 100 yards.

Wilson had a 43-yard pass completion to **Jesse McCoy** on the Terriers' opening snap of the game to key an eight-play, 79-yard scoring drive. The Terriers built a 21-3 halftime lead when Wilson scored on his 26-yard run.

Charleston Southern was held to just two yards rushing and 193 yards of offense. Its lone touchdown came on a fumble return.

CSU	0	3	7	0	10
Wofford	7	14	14	0	35

First Quarter

W - Gaillard 4 run (Brown kick), 7:03

Second Quarter

W - McCoy 20 run (Brown kick), 12:46

C - Waters 40 field goal, 6:00

W - Wilson 26 run (Brown kick), 4:04

Third Quarter

W - McNair 22 run (Brown kick), 12:42

W - McNair 11 run (Brown kick), 8:06

C - West 37 fumble return (Waters kick), 3:12

	<u>Wofford</u>	<u>CSU</u>
First Downs	24	12
Rushes - Yards	59-398	25-2
Passing Yards	168	191
Total Offense	566	193
Passes	10-6-0	31-22-1
Punts - Avg.	4-41.0	7-29.9
Fumbles - Lost	3-1	0-0
Penalties - Yards	5-58	4-20
Time of Possession	31:36	28:24

Wofford Individuals

Rushing

Melvin Jones 16-88, McNair 11-82, McCoy 5-75, Wilson 11-53, Foster 4-36, Fogle 5-29, Gaillard 3-24, Mungin 1-12, Haughey 3-(1)

Passing

Wilson 9-5-0, 159 yards; Haughey 1-1-0, 9 yards

Receiving

Goodpaster 2-100, Gilmore 2-14, McCoy 1-43, Mike Jones 1-11

Game 3

Chattanooga 29, Wofford 26
Sept. 29, 2001; Chattanooga, Tenn.

Wofford staged a furious fourth-quarter comeback only to see UTC rally for a 29-26 victory.

With the Mocs holding a 22-11 fourth-quarter lead, Wofford scored a pair of touchdowns in a 5:43 span to move ahead 26-22 with 1:14 left.

The Terrier comeback began with a 13-play, 76-yard drive. **Travis Wilson** capped the possession with an eight-yard scoring pass to **Curtis Nash**. The Terriers converted the 2-point play to cut the deficit to 22-19.

Following a defensive stop, the Terriers took control of the ball at the Chattanooga 40 with 5:49 to play. After driving to the Moc 21, Wofford faced a 4th-and-4 with 2:49 left. **Ben Foster** then carried for seven yards and a first down. Four plays later, a two-yard **J.R. McNair** run gave Wofford a 26-22 lead.

However, Chattanooga drove 83 yards in six plays to score the winning touchdown on a 21-yard pass from **Chuck Spearman** to **Jason Jones** with 20 seconds remaining in the contest.

The Terriers' first points of the game came on an **Hondre McNeil** sack of Moc quarterback **Cos DeMatteo** in the end zone for a safety. McNeil then sacked DeMatteo on Chattanooga's first two plays of the ensuing series to give him three sacks on the night.

Wofford	0	5	6	15	26
Chattanooga	3	3	10	13	29

First Quarter

C - Thompson 37 field goal, 4:55

Second Quarter

W - McNeil safety, 14:17

W - Brown 30 field goal, 11:50

C - Thompson 23 field goal, :02

Third Quarter

C - Ikwuezunma 56 punt return (Thompson kick), 12:12

W - Jones 4 run (rush failed), 6:40

C - Thompson 34 field goal, 2:54

Fourth Quarter

C - McNeill 11 run (pass failed), 11:10

W - Nash 8 pass from Wilson (McCoy pass from Wilson), 6:57

W - McNair 2 run (Brown kick), 1:14

C - Jones 21 pass from Spearman (Thompson kick), :20

	<u>Wofford</u>	<u>UTC</u>
First Downs	18	16
Rushes - Yards	62-177	39-114
Passing Yards	155	167
Total Offense	332	281
Passes	15-8-1	20-12-0
Punts - Avg.	4-37.5	4-47.3
Fumbles - Lost	2-1	0-0
Penalties - Yards	6-59	10-100
Time of Possession	34:11	25:49

Wofford Individuals

Rushing

Wilson 25-68, Jones 20-45, McNair 9-33, Foster 5-23, McCoy 3-8

Passing

Wilson 14-8-0, 155 yards; Haughey 1-0-1

Receiving

Nash 3-61, Goodpaster 2-56, Gilmore 1-26, McCoy 1-7, Jones 1-5

WOFFORD VS. APPALACHIAN STATE

Game 4

Wofford 59, VMI 14

Oct. 6, 2001; Spartanburg, S.C.

Eight different Terriers scored touchdowns while quarterback **Travis Wilson** directed touchdown drives on all four of his possessions as Wofford rolled to a 59-14 win over VMI.

After a season-long 43-yard kickoff return by **Chris Edwards** gave Wofford possession at midfield for the game's opening series, **Melvin Jones** carried five times for 42 yards on a six-play, 50-yard scoring drive to give the Terriers a 7-0 lead just 2:36 into the contest. Jones, who rushed for a game-high 121 yards on 15 carries, had a 19-yard gain on Wofford's first snap of the game and a six-yard scoring run to cap the drive.

Wilson then had completions of 21 and 47 yards to **Isaac Goodpaster** on the Terriers' next possession to set up a five-yard **Jesse McCoy** touchdown run that gave Wofford a 14-0 lead just 5:09 into the game.

VMI	0	0	7	7	14
Wofford	14	17	21	7	59

First Quarter

W - Melvin Jones 6 run (Brown kick), 12:24

W - McCoy 5 run (Brown kick), 9:51

Second Quarter

W - Brown 24 field goal, 13:09

W - Goodpaster 14 pass from Wilson (Brown kick), 9:42

W - McNair 10 run (Brown kick), 7:17

Third Quarter

V - Gibson 1 run (Sharpe kick), 9:24

W - Mungin 39 run (Brown kick), 6:20

W - Steele 10 blocked punt return (Brown kick), 5:17

W - Rodgers 14 run (Brown kick), 2:49

Fourth Quarter

V - Solomon 1 run (Sharpe kick), 13:51

W - Mike Jones 2 run (Brown kick), 11:03

	<u>Wofford</u>	<u>VMI</u>
First Downs	22	21
Rushes - Yards	58-304	30-55
Passing Yards	193	276
Total Offense	497	331
Passes	15-12-0	58-28-2
Punts - Avg.	4-42.3	5-28.2
Fumbles - Lost	3-0	2-2
Penalties - Yards	7-76	4-29
Time of Possession	32:07	27:53

Wofford Individuals

Rushing

Melvin Jones 15-121, Mungin 2-49, Fogle 5-26, McNair 9-21, Dorham 2-18, Rodgers 2-12, McCoy 5-12, Wilson 1-11, Mike Jones 4-11, Gaillard 3-10, Goodpaster 1-9, Haughey 1-8, Jefferson 1-7, Team 1-0, Sullivan 2-(5), Zolman 4-(6)

Passing

Wilson 7-6-0, 136 yards; Haughey 4-4-0, 47 yards; Rodgers 2-1-0, 1 yard; Zolman 1-1-0, 9 yards; McCoy 1-0-0

Receiving

Goodpaster 3-82, Gilmore 2-31, Foster 2-31, McCoy 2-19, Wood 1-14, Jefferson 1-9, Mungin 1-7

Game 5

Western Carolina 31, Wofford 28

Oct. 13, 2001; Cullowhee, N.C.

The Wofford football team staged a furious fourth-quarter comeback but could not overcome four turnovers that led to 17 Western Carolina points in dropping a 31-28 decision to the Catamounts in Cullowhee, N.C.

Trailing 31-14 with 8:55 to play, Wofford drove 72 yards in 10 plays to close the deficit to 31-21 with 6:30 remaining. **Travis Wilson**, who completed 16-of-24 passes for 181 yards on the night, was 4-of-5 for 44 yards on the drive which was capped by a **J.R. McNair** six-yard touchdown run.

The Terriers then drove 80 yards in seven plays on their next possession to cut the deficit to 31-28 with 1:58 left. **Melvin Jones** scored from 17 yards out, his third touchdown in the game, as part of a career-high 145 yards rushing on 21 carries.

Three of Western Carolina's first four scores were set up by Terrier turnovers. Those three drives totaled just 47 yards.

The Terriers played without inside linebacker and leading tackler **Robert Mathis**, who missed the game with a sprained ankle.

Wofford	0	14	0	14	28
WCU	7	14	10	0	31

First Quarter

WCU - Banks 35 pass from Gaither (Rowser kick), 4:57

Second Quarter

W - Jones 10 run (Brown kick), 13:02

WCU - Banks 37 pass from Gaither (Rowser kick), 7:42

W - Jones 7 run (Brown kick), 4:21

WCU - Roy 10 pass from Gaither (Rowser kick), :14

Third Quarter

WCU - Rowser 41 field goal

WCU - DeShauteurs 2 run (Rowser kick), 1:48

Fourth Quarter

W - McNair 6 run (Brown kick), 6:30

W - Jones 17 run (Brown kick), 1:58

	<u>Wofford</u>	<u>WCU</u>
First Downs	29	17
Rushes - Yards	56-254	41-125
Passing Yards	181	203
Total Offense	435	328
Passes	24-16-1	27-15 0
Punts - Avg.	3-33.7	6-48.7
Fumbles - Lost	3-3	2-1
Penalties - Yards	3-15	6-47
Time of Possession	27:31	32:29

Wofford Individuals

Rushing

Jones 21-145, McNair 10-62, McCoy 8-54, Gaillard 1-7, Foster 3-5, Wilson 12-(2), Miner 1-(17)

Passing

Wilson 24-16-1, 181 yards

Receiving

Goodpaster 4-72, McCoy 4-29, Gilmore 3-20, Nash 2-37, Mungin 1-9, Wood 1-9, Jones 1-5

Wofford Combined Team Statistics (as of Oct 15, 2001)

All games

RECORD :										OVERALL				HOME			AWAY			NEUTRAL																	
ALL GAMES										(2-3-0)				(2-0-0)			(0-3-0)			(0-0-0)																	
CONFERENCE										(1-2-0)				(1-0-0)			(0-2-0)			(0-0-0)																	
NON-CONFERENCE										(1-1-0)				(1-0-0)			(0-1-0)			(0-0-0)																	
DATE		OPPONENT				W/L	SCORE	ATTEND		TEAM STATISTICS						WOF		OPP																			
Sep 08, 2001		at Clemson				L	14-38	78000		FIRST DOWNS.....						112		95																			
Sep 22, 2001		CHARLESTON SOUTHERN				W	35-10	7214		Rushing.....						78		37																			
*Sep 29, 2001		at Chattanooga				L	26-29	7815		Passing.....						29		57																			
*Oct 6, 2001		VMI				W	59-14	9314		Penalty.....						5		1																			
*Oct 13, 2001		at Western Carolina				L	28-31	5020		RUSHING YARDAGE.....						1409		496																			
* denotes conference game										Yards gained rushing...						1630		666																			
										Yards lost rushing....						221		170																			
RUSHING										GP	Att	Gain	Loss	Net	Avg	TD	Long	Avg/G	Rushing Attempts.....																		
																				291		176															
																				Average Per Rush.....		4.8		2.8													
																				Average Per Game.....		281.8		99.2													
																				TDs Rushing.....		18		6													
Melvin Jones										5	86	462	11	451	5.2	5	27	90.2	PASSING YARDAGE.....																		
J.R. McNair										5	49	275	9	266	5.4	5	24	53.2	733						1120												
Travis Wilson										5	65	343	127	216	3.3	1	26	43.2	Att-Comp-Int.....						80-48-2		173-103-5										
Jesse McCoy										5	30	218	11	207	6.9	3	40	41.4	Average Per Pass.....						9.2		6.5										
Shaun Fogle										5	14	73	7	66	4.7	0	15	13.2	Average Per Catch.....						15.3		10.9										
Ben Foster										5	12	70	6	64	5.3	0	15	12.8	Average Per Game.....						146.6		224.0										
Ben Mungin										5	5	66	5	61	12.2	1	39	12.2	TDs Passing.....						3		6										
D.J. Gaillard										5	8	42	0	42	5.2	1	13	8.4	TOTAL OFFENSE.....						2142		1616										
Donald Dorham										1	2	21	3	18	9.0	0	21	18.0	Total Plays.....						371		349										
Trey Rodgers										1	2	14	2	12	6.0	1	14	12.0	Average Per Play.....						5.8		4.6										
Mike Jones										4	4	11	0	11	2.8	1	8	2.8	Average Per Game.....						428.4		323.2										
I. Goodpaster										5	1	9	0	9	9.0	0	9	1.8	KICK RETURNS: #-YARDS....						17-308		23-555										
Tony Jefferson										2	1	7	0	7	7.0	0	7	3.5	PUNT RETURNS: #-YARDS....						8-94		9-152										
Nick Haughey										4	4	12	5	7	1.8	0	8	1.8	INT RETURNS: #-YARDS....						5-22		2-0										
TM										2	1	0	0	0	0.0	0	0	0.0	FUMBLES-LOST.....						14-7		5-4										
Jeff Sullivan										1	2	1	6	-5	-2.5	0	1	-5.0	PENALTIES-YARDS.....						23-224		28-231										
Jeff Zolman										1	4	6	12	-6	-1.5	0	3	-6.0	PUNTS-AVG.....						21-40.2		23-38.0										
Jimmy Miner										5	1	0	17	-17	-17.0	0	0	-3.4	TIME OF POSSESSION/GAME..						31:31		28:29										
Total.....										5	291	1630	221	1409	4.8	18	40	281.8	3RD-DOWN CONVERSIONS....						29/70		29/71										
Opponents.....										5	176	666	170	496	2.8	6	26	99.2	4TH-DOWN CONVERSIONS....						7/13		3/9										
PASSING										GP	Effic		Att-Cmp-Int		Pct	Yds	TD	Lng	Avg/G	INTERCEPTIONS																	
																				No.	Yds	Avg	TD	Long													
Travis Wilson										5	152.07	69-41-1		59.4	667	3	52	133.4	-----																		
Nick Haughey										4	128.40	6-5-1		83.3	56	0	18	14.0	Roland Harris						2	2	1.0	0	7								
Trey Rodgers										1	54.20	2-1-0		50.0	1	0	1	1.0	Brandon Ladd						1	0	0.0	0	0								
Jeff Zolman										1	175.60	1-1-0		100.0	9	0	9	9.0	Fred Washington						1	20	20.0	0	20								
Jesse McCoy										5	0.00	1-0-0		0.0	0	0	0	0.0	Robert Mathis						1	0	0.0	0	0								
TM										2	0.00	1-0-0		0.0	0	0	0	0.0	Total.....						5	22	4.4	0	20								
Total.....										5	144.34	80-48-2		60.0	733	3	52	146.6	Opponents.....						2	0	0.0	0	0								
Opponents.....										5	119.58	173-103-5		59.5	1120	6	54	224.0	PUNTING						No.	Yds	Avg	Long	TB	FC	I20	Blkd					
RECEIVING										GP	No.	Yds	Avg	TD	Long	Avg/G	-----																				
I. Goodpaster										5	12	325	27.1	2	52	65.0	Jimmy Miner										21	845	40.2	50	2	0	9	0			
Jesse McCoy										5	9	105	11.7	0	43	21.0	Total.....										21	845	40.2	50	2	0	9	0			
Marcus Gilmore										5	9	92	10.2	0	26	18.4	Opponents.....										23	874	38.0	70	3	0	5	2			
Curtis Nash										4	5	98	19.6	1	29	24.5	PUNT RETURNS										No.	Yds	Avg	TD	Long						
Melvin Jones										5	4	16	4.0	0	5	3.2	-----																				
Ben Foster										5	2	31	15.5	0	23	6.2	Chris Edwards										7	72	10.3	0	32						
Shiel Wood										5	2	23	11.5	0	14	4.6	Ryan Steele										1	22	22.0	1	10						
Ben Mungin										5	2	16	8.0	0	9	3.2	Total.....										8	94	11.8	1	32						
Mike Jones										4	1	11	11.0	0	11	2.8	Opponents.....										9	152	16.9	1	56						
Tony Jefferson										2	1	9	9.0	0	9	4.5	KICK RETURNS										No.	Yds	Avg	TD	Long						
D.J. Gaillard										5	1	7	7.0	0	7	1.4	-----																				
Total.....										5	48	733	15.3	3	52	146.6	Chris Edwards										13	246	18.9	0	43						
Opponents.....										5	103	1120	10.9	6	54	224.0	Shiel Wood										3	58	19.3	0	24						
FIELD GOALS										FGM-FGA		Pct	01-19	20-29	30-39	40-49	50-99	Lg	Blk	Mike Jones										1	4	4.0	0	4			
																				Total.....						17	308	18.1	0	43							
																				Opponents.....						23	555	24.1	0	76							
Darren Brown										2-4	50.0	0-0	1-1	1-1	0-1	0-1	30	1	ALL PURPOSE										G	Rush	Rec	PR	KOR	IR	Tot	Avg/G	

SCORING										TD	FGs	----- PATs -----				Kick				Rush	Rev	Pass	DXP	Saf	Points	-----											
Melvin Jones										5	0-0	0-0	0-1	0	0-0	0	0	30	Melvin Jones										5	451	16	0	0	0	467	93.4	
J.R. McNair										5	0-0	0-0	0-0	0	0-0	0	0	30	I. Goodpaster										5	9	325	0	0	0	334	66.6	
Darren Brown										0	2-4	20-20	0-0	0	0-0	0	0	26	Chris Edwards										5	0	0	72	246	0	318	63.6	
Jesse McCoy										3	0-0	0-0	0-0	1	0-0	0	0	20	Jesse McCoy										5	207	105	0	0	0	312	62.6	
I. Goodpaster										2	0-0	0-0	0-0	0	0-0	0	0	12	J.R. McNair										5	266	0	0	0	0	266	53.6	
Mike Jones										1	0-0	0-0	0-0	0	0-0	0	0	6	Total.....										5	1409	733	94	308	22	2566	513.6	
D.J. Gaillard										1	0-0	0-0	0-0	0	0-0	0	0	6	Opponents.....										5	496	1120	152	555	0	2323	464.6	
Ben Mungin										1	0-0	0-0	0-0	0	0-0	0	0	6	TOTAL OFFENSE										G	Plays	Rush	Pass	Total	Avg/G			
Ryan Steele										1	0-0	0-0	0-0	0	0-0	0	0	6	-----																		
Curtis Nash										1	0-0	0-0	0-0	0	0-0	0	0	6	Travis Wilson										5	134	216	667	883	176.6			

			----- PATs -----						
SCORING	TD	FGs	Kick	Rush	Rcv	Pass	DXP	Saf	Points

Melvin Jones	5	0-0	0-0	0-1	0	0-0	0	0	30
J.R. McNair	5	0-0	0-0	0-0	0	0-0	0	0	30
Darren Brown	0	2-4	20-20	0-0	0	0-0	0	0	26
Jesse McCoy	3	0-0	0-0	0-0	1	0-0	0	0	20
I. Goodpaster	2	0-0	0-0	0-0	0	0-0	0	0	12
Mike Jones	1	0-0	0-0	0-0	0	0-0	0	0	6
D.J. Gaillard	1	0-0	0-0	0-0	0	0-0	0	0	6
Ben Mungin	1	0-0	0-0	0-0	0	0-0	0	0	6
Ryan Steele	1	0-0	0-0	0-0	0	0-0	0	0	6
Curtis Nash	1	0-0	0-0	0-0	0	0-0	0	0	6

From: Mark Cohen cohenm@wofford.edu
Subject: Burchette Leads Appalachian State over Wofford
Date: February 18, 2002 at 10:40 AM

MC

To: Tom Brown tbrown189_@hotmail.com, Todd Shanesy todd.shanesy@shj.com, Steve Shutt sshutt@socon.org, Mark Hauser hausersouth@aol.com, Pete Yanity pyanity@wsps.com, Jim Seay infohold@juno.com, Otto Fad ofad@tampabay.rr.com, Andy Rhinehart andy.rhinehart@shj.com, sports@shj.com, The State statesports@thestate.com, Greg McKinney gregmckinney4@home.com, Mark Cohen cohenm@wofford.edu, Phillip Stone stonerp@wofford.edu, Keith Scripc kscripc@fox21.com, Joe Dwyer jdwyer@collegeinsider.com, sports@greenvillenews.com, Jim Rice jrice@greenvillenews.com, Rudy Jones rjones@greenvillenews.com, newsroom@sportsticker.com, Thom Henson perryv@spartanburg.net, Eric Welch ewelch@csc.edu, Mandi Copeland mcopeland@socon.org, Phil Kornblut philtalk@aol.com, Rusty Rabon rrabon@ciu.edu, Tom Didato sports@chronicle-independent.com, Ron Wagner sports@hendersonvillenews.com, Rich Chrampanis 15sports@wpde.com, Greg Thome gthome@earthlink.com, WD Fisher onesports@abts.net, Thom Henson hensontm@wofford.edu, Paul Johnson pjohanson@wcyb.com, David Jackson jacksondm@appstate.edu, Bob Gillespie bgillespie@thestate.com, Tony Moss tmoss@sportsnetwork.com, Rick Henry rhenry@wis-tv.com, Geoff Hart gshart@hearst.com, Traci Tuohy traci.tuohy@sportsticker.com, Lou Monaco lou.monaco@sportsticker.com, Fred Cunningham fcunningham@wsps.com, Ken Griner kgriner@wsps.com, Bob Mihalic bmihalic@hearst.com, Phil Aldridge paldrigg@fox21.com, ESPN ncaa@espn.com, Pete Iacobelli piacobelli@ap.org, Associated Press apcolumbia@ap.org, Adam Davis addavis@greenvillenews.com, Ann Green agreeen@greenvillenews.com, Nate Ross nathanr@awod.com, Eric Gemunder iaapreview@hotmail.com, Ashley Jones amjones@foxsports.net, Steve Shutt sjshutt@yahoo.com, Mandi Copeland mansocon@aol.com, John Paquet jpaquet@cbs.com, Angela Lento alento@collegeinsider.com, Paul Gallant pgallant@islandtelecom.com, Malcolm DeWitt mdewitt@postandcourier.com, Post and Courier sportsdesk@postandcourier.com, Bill English BENGLISH@gw.uscs.edu, Carrie Fellrath fellrathcr@wofford.edu, Jim Fair jim.fair@shj.com, Ralph Patterson rpatterson@1070sports.com, Zackery Kick zkick@1070sports.com, Mickey Plyler mplyler@1070sports.com, sports@andersonsc.com, news@collegesportsnews.com, Charlotte Observer obsports@charlotteobserver.com, Ward Clayton wardc@augustachronicle.com, Doug Mittler doug.mittler@sportsticker.com, Keith Lunsford klunsford@1070sports.com, Wendi Nix wendinix@hotmail.com, everett german everett_german@hotmail.com, Henry Bright journalscene@charleston.net, ralph wallace ralph.wallace@collegesportingnews.com, Kris Cook Kpccadno6@aol.com, csmedia@collegesportingnews.com, easmith@usatoday.com, Dave Link clink10379@aol.com, Jamie Kimbrough jkimbrough@foxsports.net, Jimmy Watt wattman_1@hotmail.com, Matt Park mattpark1@yahoo.com, Ric Garni Rgarni@wis-tv.com, Nat Newell nnewell@thestate.com, Newberry Observer sports@newberryobserver.com, editors@basketballamerica.com, Tom Hayes thayes@icbcs.com, Will Vandervort wvandervort@msmgmt.com, Florence Morning News sports@florencenews.com, Asheville Citizen-Times actsports@hotmail.com, Kelby Siler silerkj@appstate.edu

Appalachian State quarterback Joe Burchette completed 20-of-25 passes for 306 yards and three touchdowns to lead the No. 12-ranked Mountaineers to a 34-23 victory over Wofford tonight in Spartanburg, S.C.

Burchette's big play came at the close of the first half. After Wofford (2-4, 1-3) drove 86 yards in 10 plays, capped by a three-yard Melvin Jones touchdown run, to close the Mountaineer lead to 17-14 with 1:02 left before the intermission, Burchette hit Jermaine Little on a 71-yard scoring pass to give Appalachian State (4-3, 3-2) a 24-14 lead with 16 seconds left on the clock.

Jones led the Terrier ground attack as he rushed for 168 yards and two touchdowns on 27 carries. It was the third straight career-high game for the junior fullback from West Columbia, S.C. Jones had 121 yards in an Oct. 6 contest with VMI and 145 yards last week at Western Carolina. Appalachian State had previously held Furman's Louis Ivory to 40 yards on 18 carries and Georgia Southern's Adrian Peterson to a career-low 71 yards on 19 attempts.

Jones gave Wofford a 7-0 lead when he scored on a career-long 54-yard run with 7:42 left in the first quarter. He had two straight career-long rushes as he ran for a then personal-best 32 yard gain on the previous play to move the ball from the Wofford 14 to the 46-yard line.

The Mountaineers countered with a 27-yard field goal by Eric Rockhold on their next series. Burchette then gave Appalachian State a lead it would never relinquish. His 61-yard scoring toss to Andrew Layton put the Mountaineers on top 10-7 just 1:07 into the second quarter.

"They have a great team," Wofford Head Coach Mike Ayers said. "They answered every score we had. When we scored, they scored.

"It came down to his plays and our defense didn't execute. Our offense

It came down to big plays and our defense didn't execute. Our offense was able to move the ball and put us in a position to win. Our defense just gave up too many big plays, especially to end the half. We knew coming into the game that we had to establish the run and we definitely got our fullback going.

"Our goals haven't changed. We're still focused on the game at hand and we try not to look too far ahead."

Burchette connected with 11 different receivers, including Scott Murphy for a one-yard touchdown pass to give Appalachian State a 17-7 lead with 4:52 to play in the first half.

"Every game is tough for us right now," Appalachian State Head Coach Jerry Moore said. "I have all the respect in the world for Wofford and Coach Ayers. They've always got a good scheme. They're really tough to defend."

The Mountaineers outgained the Terriers by a 490-to-345 edge in total offense. Wofford was 5-of-5 on fourth-down conversions. Terrier quarterback Travis Wilson was 4-of-9 passing for 78 yards while adding 41 yards rushing, including a 15-yard scoring run for the final points in the game.

Little finished with four catches for 126 yards while also adding two kickoff returns for 57 yards.

Wofford travels to The Citadel next weekend while Appalachian State hosts Chattanooga.

From: Mark Cohen cohenm@wofford.edu
Subject: Ayers Impressed by Appalachian State Defense
Date: February 18, 2002 at 10:40 AM

MC

To: Tom Brown tbrown189_@hotmail.com, Todd Shanesy todd.shanesy@shj.com, Steve Shutt sshutt@socon.org, Mark Hauser hausersouth@aol.com, Pete Yanity pyanity@wsps.com, Jim Seay infohold@juno.com, Otto Fad ofad@tampabay.rr.com, Andy Rhinehart andy.rhinehart@shj.com, sports@shj.com, The State statesports@thestate.com, Greg McKinney gregmckinney4@home.com, Mark Cohen cohenm@wofford.edu, Phillip Stone stonerp@wofford.edu, Keith Scripc kscripc@fox21.com, Joe Dwyer jdwyer@collegeinsider.com, sports@greenvillenews.com, Jim Rice jrice@greenvillenews.com, Rudy Jones rjones@greenvillenews.com, newsroom@sportsticker.com, Thom Henson perryv@spartanburg.net, Eric Welch ewelch@csc.edu, Mandi Copeland mcopeland@socon.org, Phil Kornblut philtalk@aol.com, Rusty Rabon rrabon@ciu.edu, Tom Didato sports@chronicle-independent.com, Ron Wagner sports@hendersonvillenews.com, Rich Chrampanis 15sports@wpde.com, Greg Thome gthome@earthlink.com, WD Fisher onesports@abts.net, Thom Henson hensontm@wofford.edu, Paul Johnson pjohanson@wcyb.com, David Jackson jacksondm@appstate.edu, Bob Gillespie bgillespie@thestate.com, Tony Moss tmoss@sportsnetwork.com, Rick Henry rhenry@wis-tv.com, Geoff Hart gshart@hearst.com, Traci Tuohy traci.tuohy@sportsticker.com, Lou Monaco lou.monaco@sportsticker.com, Fred Cunningham fcunningham@wsps.com, Ken Griner kgriner@wsps.com, Bob Mihalic bmihalic@hearst.com, Phil Aldridge paldrigg@fox21.com, ESPN ncaa@espn.com, Pete Iacobelli piacobelli@ap.org, Associated Press apcolumbia@ap.org, Adam Davis addavis@greenvillenews.com, Ann Green agreen@greenvillenews.com, Nate Ross nathanr@awod.com, Eric Gemunder iaapreview@hotmail.com, Ashley Jones amjones@foxsports.net, Steve Shutt sjshutt@yahoo.com, Mandi Copeland mansocon@aol.com, John Paquet jpaquet@cbs.com, Angela Lento alento@collegeinsider.com, Paul Gallant pgallant@islandtelecom.com, Malcolm DeWitt mdewitt@postandcourier.com, Post and Courier sportsdesk@postandcourier.com, Bill English BENGLISH@gw.uscs.edu, Carrie Fellrath fellrathr@wofford.edu, Jim Fair jim.fair@shj.com, Ralph Patterson rpatterson@1070sports.com, Zackery Kick zkick@1070sports.com, Mickey Plyler mplyler@1070sports.com, sports@andersonsc.com, news@collegesportsnews.com, Charlotte Observer obsports@charlotteobserver.com, Ward Clayton wardc@augustachronicle.com, Doug Mittler doug.mittler@sportsticker.com, Keith Lunsford klunsford@1070sports.com, Wendi Nix wendinix@hotmail.com, everett german everett_german@hotmail.com, Henry Bright journalscene@charleston.net, ralph wallace ralph.wallace@collegesportingnews.com, Kris Cook Kpccadno6@aol.com, csmedia@collegesportingnews.com, easmith@usatoday.com, Dave Link clink10379@aol.com, Jamie Kimbrough jkimbrough@foxsports.net, Jimmy Watt wattman_1@hotmail.com, Matt Park mattpark1@yahoo.com, Ric Garni Rgarni@wis-tv.com, Nat Newell nnewell@thestate.com, Newberry Observer sports@newberryobserver.com, editors@basketballamerica.com, Tom Hayes thayes@icbcs.com, Will Vandervort wvandervort@msmgmt.com, Florence Morning News sports@florencenews.com

The Wofford football team hosts No. 12-ranked Appalachian State on Saturday. Kickoff is 6 p.m. at Gibbs Stadium. The following quotes from Terrier Head Coach Mike Ayers were taken at his weekly press conference:

On last week's game with Western Carolina...

"We made too many mistakes. The turnovers were critical in the game. I think that gave them an opportunity to really beat us. If we hadn't turned the football over, there is no doubt in my mind that we would have won the game. We didn't play as sharp as we needed to, but the great thing about the game was that our kids never quit. We had a chance at the end if we could have stopped them one more time or gotten an onside kick. I feel like (Wofford Head Basketball Coach) Richard Johnson getting beat on two buzzer beaters, the one in Chattanooga and then that one there. We could easily be 4-1, we could easily be 3-0, and we're not. The thing we got to do is focus and be the best football team we can be today."

On what he told the team following the Western Carolina game...

"We tried to emphasize that they played hard and they didn't play as well as they needed to. I was proud of the effort and them not giving up. The last two drives we had offensively, in the short period of time we had the football, were outstanding. We had guys who continued to play throughout the game. Our goal of winning the Southern Conference championship is going to be a lot tougher. A lot of things have got to go right for us. A big part of things going right for us is winning games."

On facing Appalachian State this weekend...

"Their defense is outstanding. They have tremendous talent. Their

their defense is outstanding. They have tremendous talent. Their upfront people are just great players. When you look at some of the defensive linemen that we have, they have guys of the same caliber of Nathan Fuqua and (Anthony) Heavy Jones. It's going to be a team that is very tough. Our whole focus has got to be to move the sticks, be patient, and understand that it isn't a bad thing if we have to punt the football. We've got to get back to swarming the football on defense. We've got to do a great job at stopping the run. Their quarterback (Joe Burchette) came in and picked us apart last year. We have to do a much better job than we did last weekend against Western as far as not giving up the cheap touchdown.

"They do so much well. Their kicking game is outstanding and we are going to have to be a complete football team. We can't go out and be lackadaisical. We can't go out and have a bad quarter. We've got to go out and execute from the start."

From: Mark Cohen cohenm@wofford.edu
Subject: Wofford Football Game Notes and Stats
Date: February 18, 2002 at 10:40 AM

MC

To: Tom Brown tbrown189_@hotmail.com, Todd Shanesy todd.shanesy@shj.com, Steve Shutt sshutt@socon.org, Mark Hauser hausersouth@aol.com, Pete Yanity pyanity@wsps.com, Jim Seay infohold@juno.com, Otto Fad ofad@tampabay.rr.com, Andy Rhinehart andy.rhinehart@shj.com, sports@shj.com, The State statesports@thestate.com, Greg McKinney gregmckinney4@home.com, Mark Cohen cohenm@wofford.edu, Phillip Stone stonerp@wofford.edu, Keith Scripc kscripc@fox21.com, Joe Dwyer jdwyer@collegeinsider.com, sports@greenvillenews.com, Jim Rice jrice@greenvillenews.com, Rudy Jones rjones@greenvillenews.com, newsroom@sportsticker.com, Thom Henson perryv@spartanburg.net, Eric Welch ewelch@csc.edu, Mandi Copeland mcopeland@socon.org, Phil Kornblut philtalk@aol.com, Rusty Rabon rrabon@ciu.edu, Tom Didato sports@chronicle-independent.com, Ron Wagner sports@hendersonvillenews.com, Rich Chrampanis 15sports@wpde.com, Greg Thome gthome@earthlink.com, WD Fisher onesports@abts.net, Thom Henson hensontm@wofford.edu, Paul Johnson pjohanson@wcyb.com, David Jackson jacksondm@appstate.edu, Bob Gillespie bgillespie@thestate.com, Tony Moss tmoss@sportsnetwork.com, Rick Henry rhenry@wis-tv.com, Geoff Hart gshart@hearst.com, Traci Tuohy traci.tuohy@sportsticker.com, Lou Monaco lou.monaco@sportsticker.com, Fred Cunningham fcunningham@wsps.com, Ken Griner kgriner@wsps.com, Bob Mihalic bmihalic@hearst.com, Phil Aldridge paldridg@fox21.com, ESPN ncaa@espn.com, Pete Iacobelli piacobelli@ap.org, Associated Press apcolumbia@ap.org, Adam Davis addavis@greenvillenews.com, Ann Green agreen@greenvillenews.com, Nate Ross nathanr@awod.com, Eric Gemunder iaapreview@hotmail.com, Ashley Jones amjones@foxsports.net, Steve Shutt sjshutt@yahoo.com, Mandi Copeland mansocon@aol.com, John Paquet jpaquet@cbs.com, Angela Lento alento@collegeinsider.com, Paul Gallant pgallant@islandtelecom.com, Malcolm DeWitt mdewitt@postandcourier.com, Post and Courier sportsdesk@postandcourier.com, Bill English BENGGLISH@gw.uscs.edu, Carrie Fellrath fellrathcr@wofford.edu, Jim Fair jim.fair@shj.com, Ralph Patterson rpatterson@1070sports.com, Zackery Kick zkick@1070sports.com, Mickey Plyler mplyler@1070sports.com, sports@andersonsc.com, news@collegesportsnews.com, Charlotte Observer obsports@charlotteobserver.com, Ward Clayton wardc@augustachronicle.com, Doug Mittler doug.mittler@sportsticker.com, Keith Lunsford klunsford@1070sports.com, Wendi Nix wendinix@hotmail.com, everett german everett_german@hotmail.com, Henry Bright journalscene@charleston.net, ralph wallace ralph.wallace@collegesportingnews.com, Kris Cook Kpccadno6@aol.com, csmedia@collegesportingnews.com, easmith@usatoday.com, Dave Link clink10379@aol.com, Jamie Kimbrough jkimbrough@foxsports.net, Jimmy Watt wattman_1@hotmail.com, Matt Park mattpark1@yahoo.com, Ric Garni Rgarni@wis-tv.com, Nat Newell nnewell@thestate.com, Newberry Observer sports@newberryobserver.com, editors@basketballamerica.com, Tom Hayes thayes@icbcs.com, Will Vandervort wvandervort@msmgmt.com, Florence Morning News sports@florencenews.com, Asheville Citizen-Times actsports@hotmail.com, Andy Solomon solomona@citadel.edu, Mike Hayden haydenj@citadel.edu

Attached in .pdf files are Wofford's football release and updated statistics for this week's game at The Citadel.

The Terriers are beginning a three-week trek across the state. Following Saturday's game in Charleston, Wofford will travel to South Carolina (Nov. 3) and Furman (Nov. 10) before returning home to face East Tennessee State on Nov. 17.

If you have any trouble with the attached files or prefer to receive the information via fax, just let me know.

Thanks.

Mark Cohen, Associate AD/SID
Wofford College



WoffordFBNotes
-Citad...me.pdf

Wofford Overall Defensive Statistics (as of Oct 22, 2001)
All games

DEFENSIVE LEADERS	-----Tackles-----				-Sacks-		---Pass Def---			-Fumbles-	
	GP	Solo	Ast	Total	TFL/Yds	No-Yds	Int-Yds	BrUp	QBH	Rcv-Yds	FF
30 Matt Nelson	6	42	24	66	3-5	.	.	1	.	.	1
49 Robert Mathis	5	27	12	39	10-36	4-27	1-0	1	2	.	.
48 Roland Harris	6	24	13	37	2-15	.	2-2	3	.	.	.
2 Hondre McNeil	6	25	9	34	4-28	4-28	.	2	2	.	1

90	Nathan Fuqua	6	21	11	32	7-18	3-11	.	1	2	.	.
97	Anthony Jones	6	24	5	29	11-39	5-25	.	2	2	.	1
25	Fred Washington	6	20	9	29	1-2	.	1-20	2	.	.	.
37	Chase Corn	6	18	11	29	4-15	1-9	.	.	3	.	.
24	Brandon Ladd	4	15	12	27	.	.	1-0
19	Ryan Steele	6	15	12	27	.	.	.	1	.	.	.
35	Al Clark	6	10	13	23
54	Jimmy Freland	5	15	6	21	2-7	1-6
5	Derrick Ledford	6	19	2	21	2-4	1-2
6	Chris Edwards	5	14	6	20	.	.	.	6	.	.	.
95	John Pressley	6	14	6	20	5-18	3-13	.	1	1	1-0	1
94	Robert Trapp	6	13	5	18	5-9	3-6	.	.	.	1-0	.
53	Erik Hutchinson	5	11	2	13	1	.	.
11	Josh Brizendine	5	6	6	12	3-9	.	.	3	.	.	.
44	Timmy Thrift	3	5	5	10	2-3	.	.	1	2	.	.
40	Shaun Bennett	4	8	1	9	.	.	.	1	.	.	.
47	Shaun Davis	2	5	4	9
28	Eric Mick	6	6	2	8	.	.	.	1	.	.	.
45	LaRay Benton	4	8	.	8	2-5
93	Scotty Dean	6	5	2	7
91	Bill Pryor	6	7	.	7	2-6	1-3	.	1	.	.	.
8	Craig Thomas	6	3	4	7
10	Teddie Whitaker	6	3	4	7	2-12	2-12	.	.	1	2-3	.
46	Jordan Inman	6	4	3	7	1	.	.
54	Jimmy Freeland	1	5	1	6	1-5
50	Seth Golder	6	3	2	5	.	.	.	1	.	.	.
98	Sean Patterson	5	4	.	4	2-11	2-11	.	1	.	.	1
57	Josh Smith	2	2	1	3
75	Lee Basinger	5	2	1	3	1-4	1-4	.	1	.	.	1
43	Steve Hoover	3	2	1	3
31	Brandon Smith	4	1	2	3
39	J. Wheeler	3	.	2	2
56	Shane Fast	5	1	1	2
32	Jimmy Miner	6	1	.	1
96	Ben Whitney	3	1	.	1	1-3	1-3
92	Sherman Roberts	2	1	.	1	.	.	.	1	.	.	.
23	Darren Brown	6	1	.	1
26	Ben Mungin	6	1	.	1
Total.....		6	412	200	612	72-254	17-112	5-22	31	17	4-3	6
Opponents.....		6	311	141	452	45-164	10-86	2-0	9	.	7-66	7

Wofford Combined Team Statistics (as of Oct 22, 2001)
All games

RECORD:			OVERALL		HOME	AWAY	NEUTRAL		
ALL GAMES			(2-4-0)		(2-1-0)	(0-3-0)	(0-0-0)		
CONFERENCE			(1-3-0)		(1-1-0)	(0-2-0)	(0-0-0)		
NON-CONFERENCE			(1-1-0)		(1-0-0)	(0-1-0)	(0-0-0)		
DATE	OPPONENT	W/L	SCORE	ATTEND	TEAM STATISTICS			WOF	OPP
Sep 08, 2001	at Clemson	L	14-38	78000	FIRST DOWNS			128	117
Sep 22, 2001	CHARLESTON SOUTHERN	W	35-10	7214	Rushing			90	48
*Sep 29, 2001	at Chattanooga	L	26-29	7815	Passing			32	66
*Oct 6, 2001	VMI	W	59-14	9314	Penalty			6	3
*Oct 13, 2001	at Western Carolina	L	28-31	5020	RUSHING YARDAGE			1676	689
*Oct 20, 2001	APPALACHIAN STATE	L	23-34	9419	Yards gained rushing . .			1927	870
* denotes conference game					Yards lost rushing . . .			251	181
					Rushing Attempts			350	213

RUSHING	GP	Att	Gain	Loss	Net	Avg	TD	Long	Avg/G
Melvin Jones	6	113	633	14	619	5.5	7	54	103.2
J.R. McNair	6	54	282	9	273	5.1	5	24	45.5
Travis Wilson	6	78	404	147	257	3.3	2	26	42.8
Jesse McCoy	6	42	265	13	252	6.0	3	40	42.0
Shaun Fogle	6	16	84	12	72	4.5	0	15	12.0
Ben Foster	6	12	70	6	64	5.3	0	15	10.7
Ben Mungin	6	5	66	5	61	12.2	1	39	10.2
D.J. Gaillard	6	8	42	0	42	5.2	1	13	7.0
Donald Dorham	1	2	21	3	18	9.0	0	21	18.0
Trey Rodgers	1	2	14	2	12	6.0	1	14	12.0
Mike Jones	5	4	11	0	11	2.8	1	8	2.2
I. Goodpaster	6	1	9	0	9	9.0	0	9	1.5
Tony Jefferson	3	1	7	0	7	7.0	0	7	2.3
Nick Haughey	4	4	12	5	7	1.8	0	8	1.8
TM	2	1	0	0	0	0.0	0	0	0.0
Jeff Sullivan	1	2	1	6	-5	-2.5	0	1	-5.0
Jeff Zolman	1	4	6	12	-6	-1.5	0	3	-6.0
Jimmy Miner	6	1	0	17	-17	-17.0	0	0	-2.8
Total.....	6	350	1927	251	1676	4.8	21	54	279.3
Opponents.....	6	213	870	181	689	3.2	7	41	114.8

PASSING	GP	Effic	Att-Comp-Int	Pct	Yds	TD	Lng	Avg/G
Travis Wilson	6	148.05	78-45-1	57.7	745	3	52	124.2
Nick Haughey	4	128.40	6-5-1	83.3	56	0	18	14.0
Trey Rodgers	1	54.20	2-1-0	50.0	1	0	1	1.0
Jeff Zolman	1	175.60	1-1-0	100.0	9	0	9	9.0
Jesse McCoy	6	0.00	1-0-0	0.0	0	0	0	0.0
TM	2	0.00	1-0-0	0.0	0	0	0	0.0
Total.....	6	141.60	89-52-2	58.4	811	3	52	135.2
Opponents.....	6	133.16	199-124-5	62.3	1444	9	71	240.7

RECEIVING	GP	No.	Yds	Avg	TD	Long	Avg/G
I. Goodpaster	6	12	325	27.1	2	52	54.2
Jesse McCoy	6	11	165	15.0	0	51	27.5
Marcus Gilmore	6	9	92	10.2	0	26	15.3
Curtis Nash	5	5	98	19.6	1	29	19.6
Melvin Jones	6	5	17	3.4	0	5	2.8
Ben Mungin	6	3	33	11.0	0	17	5.5
Ben Foster	6	2	31	15.5	0	23	5.2
Shiel Wood	6	2	23	11.5	0	14	3.8
Mike Jones	5	1	11	11.0	0	11	2.2
Tony Jefferson	3	1	9	9.0	0	9	3.0
D.J. Gaillard	6	1	7	7.0	0	7	1.2
Total.....	6	52	811	15.6	3	52	135.2
Opponents.....	6	124	1444	11.6	9	71	240.7

FIELD GOALS	FGM-FGA	Pct	01-19	20-29	30-39	40-49	50-99	Lg	Blk
Darren Brown	3-5	60.0	0-0	1-1	2-2	0-1	0-1	35	1

SCORING	TD	FGs	Kick	Rush	Rcv	Pass	DKP	Saf	Points
Melvin Jones	7	0-0	0-0	0-1	0	0-0	0	0	42
Darren Brown	0	3-5	22-23	0-0	0	0-0	0	0	31
J.R. McNair	5	0-0	0-0	0-0	0	0-0	0	0	30
Jesse McCoy	3	0-0	0-0	0-0	1	0-0	0	0	20
Travis Wilson	2	0-0	0-0	0-0	0	1-1	0	0	12
I. Goodpaster	2	0-0	0-0	0-0	0	0-0	0	0	12
Ben Mungin	1	0-0	0-0	0-0	0	0-0	0	0	6
D.J. Gaillard	1	0-0	0-0	0-0	0	0-0	0	0	6
Trey Rodgers	1	0-0	0-0	0-0	0	0-0	0	0	6

Average Per Rush.....	4.8	3.2
Average Per Game.....	279.3	114.8
TDs Rushing.....	21	7
PASSING YARDAGE.....	811	1444
Att-Comp-Int.....	89-52-2	199-124-5
Average Per Pass.....	9.1	7.3
Average Per Catch.....	15.6	11.6
Average Per Game.....	135.2	240.7
TDs Passing.....	3	9
TOTAL OFFENSE.....	2487	2133
Total Plays.....	439	412
Average Per Play.....	5.7	5.2
Average Per Game.....	414.5	355.5
KICK RETURNS: #-YARDS....	24-428	28-653
PUNT RETURNS: #-YARDS....	9-101	12-170
INT RETURNS: #-YARDS....	5-22	2-0
FUMBLES-LOST.....	16-7	6-4
PENALTIES-YARDS.....	27-248	35-285
PUNTS-AVG.....	27-41.1	27-36.2
TIME OF POSSESSION/GAME..	31:47	28:13
3RD-DOWN CONVERSIONS....	34/87	34/82
4TH-DOWN CONVERSIONS....	12/18	3/9

INTERCEPTIONS	No.	Yds	Avg	TD	Long
Roland Harris	2	2	1.0	0	7
Brandon Ladd	1	0	0.0	0	0
Fred Washington	1	20	20.0	0	20
Robert Mathis	1	0	0.0	0	0
Total.....	5	22	4.4	0	20
Opponents.....	2	0	0.0	0	0

PUNTING	No.	Yds	Avg	Long	TB	FC	I20	Blkd
Jimmy Miner	27	1110	41.1	56	3	0	11	0
Total.....	27	1110	41.1	56	3	0	11	0
Opponents.....	27	978	36.2	60	3	1	8	2

PUNT RETURNS	No.	Yds	Avg	TD	Long
Chris Edwards	7	72	10.3	0	32
Marcus Gilmore	1	7	7.0	0	7
Ryan Steele	1	22	22.0	1	10
Total.....	9	101	11.2	1	32
Opponents.....	12	170	14.2	1	56

KICK RETURNS	No.	Yds	Avg	TD	Long
Chris Edwards	13	246	18.9	0	43
Shiel Wood	4	71	17.8	0	24
Jesse McCoy	3	85	28.3	0	36
Mike Jones	2	13	6.5	0	9
Steve Prochak	1	2	2.0	0	0
J.R. McNair	1	11	11.0	0	11
Total.....	24	428	17.8	0	43
Opponents.....	28	653	23.3	0	76

ALL PURPOSE	G	Rush	Rec	PR	KOR	IR	Tot	Avg/G
Melvin Jones	6	619	17	0	0	0	636	106.0
Jesse McCoy	6	252	165	0	85	0	502	83.7
I. Goodpaster	6	9	325	0	0	0	334	55.7
Chris Edwards	5	0	0	72	246	0	318	63.6
J.R. McNair	6	273	0	0	11	0	284	47.3
Total.....	6	1676	811	101	428	22	3038	506.3
Opponents.....	6	689	1444	170	653	0	2956	492.7



Game 7
Wofford at The Citadel
October 27, 2001; 2 p.m.
Johnson Hagood Stadium (21,000); Charleston, S.C.

This Week

The Wofford football team begins its three-week trek across the state of South Carolina when it travels to The Citadel.

Following their visit to Charleston, the Terriers have road dates at South Carolina (Nov. 3) and Furman (Nov. 10) before closing out the season with home games against East Tennessee State (Nov. 17) and Georgia Southern (Nov. 24). Wofford will not leave the state for its final five games. In fact, the Terriers can be called South Carolina's team with just two games this season outside the Palmetto State.

Wofford has defeated The Citadel by scores of 47-16 and 31-10 the last two seasons. The Terriers and Bulldogs have split four meetings since Wofford began SoCon play in 1997. Wofford also had a 26-21 victory at The Citadel in the final game of the 1996 campaign.

The Bulldogs hold a 40-12-1 series lead over the Terriers. However, the teams have split the last 10 meetings with two of those Wofford wins (1991, 1993) coming when the Terriers competed in Division II.

When Last in Action

Appalachian State quarterback **Joe Burchette** completed 20-of-25 passes for 306 yards and three touchdowns to lead the Mountaineers to a 34-23 victory over Wofford at Gibbs Stadium in Spartanburg, S.C.

The biggest play of the game came at the close of the first half. After Wofford drove 86 yards in 10 plays, capped by a three-yard **Melvin Jones** touchdown run, to close the Mountaineer lead to 17-14 with 1:02 left before the intermission, Burchette hit **Jermame Little** on a 71-yard scoring pass to give Appalachian State a 24-14 lead with 16 seconds left on the clock.

Jones led the Terrier ground attack as he rushed for 168 yards and two touchdowns on 27 carries. It was the third straight career-high game for the junior fullback from West Columbia, S.C. Jones had 121 yards against VMI (Oct. 6) and 145 yards at Western Carolina (Oct. 13). Appalachian State had previously held Furman's **Louis Ivory** to 40 yards on 18 carries and Georgia Southern's **Adrian Peterson** to a career-low 71 yards on 19 attempts.

Jones gave Wofford a 7-0 lead when he scored on a career-long 54-yard run with 7:42 left in the first quarter. He had two straight career-long rushes as he ran for a then personal-best 32 yard gain on the previous play to move the ball from the Wofford 14 to the 46-yard line.

A 35-yard **Darren Brown** field goal with 2:47 left in the third quarter pulled Wofford within 24-17. However, the Mountaineers answered with a 44-yard **Erik Rockhold** field goal early in the fourth quarter to build the margin back to 10 points.

Wofford rushed for 267 yards and totaled 345 in offense against the ASU defense. The Terriers were also 5-of-5 on fourth-down conversions.

Wofford (2-4, 1-3)

Sept. 8	at Clemson	14-38
Sept. 22	CHARLESTON SO.	35-10
Sept. 29	at Chattanooga*	26-29
Oct. 6	VMI*	59-14
Oct. 13	at Western Carolina*	28-31
Oct. 20	APPALACHIAN STATE*	23-34
Oct. 27	at The Citadel*	2:00
Nov. 3	at South Carolina	1:00
Nov. 10	at Furman*	3:00
Nov. 17	ETSU*	1:30
Nov. 24	GEORGIA SOUTHERN*	1:00

**Southern Conference game*

The Citadel (1-5, 0-4)

Sept. 1	at Georgia Tech	7-35
Sept. 22	APPALACHIAN STATE*	6-8
Sept. 29	SC STATE	31-8
Oct. 4	at East Tennessee State*	21-23
Oct. 13	FURMAN*	7-30
Oct. 20	at Georgia Southern*	6-14
Oct. 27	WOFFORD*	2:00
Nov. 3	at Chattanooga*	7:00
Nov. 10	VMI*	2:00
Nov. 17	at Western Carolina*	2:00

**Southern Conference game*

Key Notes

•Fullback **Melvin Jones** is the SoCon's third-leading rusher (103.2 yards per game). He has had career-high rushing games in each of the last three weeks, topping the 100-yard mark in each contest. He ran for 168 yards and two touchdowns against Appalachian State.

•Quarterback **Travis Wilson** needs just 55 yards to become Wofford's career passing leader. He has completed 39-of-63 attempts (61.9 percent) for 709 yards over the last five games, averaging 18.2 yards per completion.

•**Isaac Goodpaster**, who is legally blind, is Wofford's top receiver with 12 catches for 325 yards (27.1 avg.) and two touchdowns.

•Wofford is the smallest school in Division I-A or I-AA football with an enrollment of 1,100 students. The SAT average (1212) on campus is actually higher than the enrollment.

WOFFORD VS. THE CITADEL

Terriers on the Tube



Hosted by NewsChannel 7 Sports Director **Pete Yanity**, Wofford Football Illustrated can be seen on WASV-TV (sister station of CBS-affiliate WSPA) in the Spartanburg/Greenville/Asheville/Anderson market each Sunday at 12:30 p.m.

Wofford Football Illustrated also airs in nearly three million homes and eight states each Thursday at 5:30 p.m. on Comcast/Charter Sports Southeast (CSS). CSS will also be televising the Nov. 10 game at Furman.



Wofford Football Illustrated Local Cable Affiliates

Columbia Time Warner Cable
Tues., 7:30 p.m., Channel 10

Dining with The Coach

The Mike Ayers Media Luncheon is held each Monday at 11:30 a.m. in the Richardson Building on the Wofford campus.

All media members are invited. Players are available on request. Please notify Wofford SID **Mark Cohen** if you plan on attending.

Search for Wofford football on the web at:

www.wofford.edu/athletics

Terriers Heard Worldwide on the Web

Originating through AM 950 WSPA, Wofford football games are broadcast worldwide on the Internet with **Mark Hauser** on the play-by-play, **Thom Henson** the color commentary, and **Tom Brown** on sideline analysis.

SportsJuice.com brings the Terrier broadcasts to the web at www.sportsjuice.com.

Listeners can also pick up the game from anywhere in the country through TEAMLINE by dialing 1-800-846-4700 and then entering the access system. The Wofford code is 1099.



SoCon Teleconference

The Southern Conference holds a weekly teleconference throughout the season with the league's nine football coaches. The teleconference is open to members of the media each Tuesday from 10 a.m. - 11:03 a.m. Eastern time. Each coach will have seven minutes to make an opening statement and answer questions.

Time (Eastern)

10:00 - 10:07
10:07 - 10:14
10:14 - 10:21
10:21 - 10:28
10:28 - 10:35
10:35 - 10:42
10:42 - 10:49
10:49 - 10:56
10:56 - 11:03

Coach, School

Jerry Moore, Appalachian State
Ellis Johnson, The Citadel
Paul Hamilton, ETSU
Bobby Johnson, Furman
Paul Johnson, Georgia Southern
Donnie Kirkpatrick, Chattanooga
Cal McCombs, VMI
Bill Bleil, Western Carolina
Mike Ayers, Wofford

Media Telephone Number
(312) 470-7087
Password: SoCon
Group Leader: Steve Shutt



WOFFORD VS. THE CITADEL

When Last In Action

The following are the final statistics from Wofford's 34-23 loss to Appalachian State:

	<u>Wofford</u>	<u>ASU</u>
First Downs	16	20
Rushes - Yards	59 - 267	36 - 184
Passing Yards	78	306
Total Offense	345	490
Passes	9 - 4 - 0	25 - 20 - 0
Punts - Avg.	6 - 44.2	4 - 30.0
Fumbles - Lost	2 - 0	1 - 0
Penalties - Yards	4 - 24	5 - 43
Time of Possession	33:10	26:50

Wofford Individuals

Rushing

Jones 27-168, McCoy 12-45, Wilson 13-41, McNair 5-7, Fogle 2-6

Passing

Wilson 9-4-0, 78 yards

Receiving

McCoy 2-60, Mungin 1-17, Jones 1-1

A Look Back

The following are the final statistics from Wofford's 31-10 win over The Citadel last year:

	<u>Wofford</u>	<u>The Citadel</u>
First Downs	23	21
Rushes - Yards	61 - 310	41 - 147
Passing Yards	94	137
Total Offense	404	284
Passes	12 - 7 - 1	31 - 17 - 1
Punts - Avg.	4 - 35.8	6 - 33.5
Fumbles - Lost	1 - 0	2 - 2
Penalties - Yards	6 - 48	4 - 35
Time of Possession	31:11	28:49

Wofford Individuals

Rushing

Wilson 19-118, Jones 18-82, Price 7-52, Hudson 7-37, Foster 4-20, McNair 2-9, Fogle 2-3, Haughey 1-(2), Miner 1-(9)

Passing

Wilson 12-7-1, 94 yards

Receiving

Scott 3-56, Price 3-36, Goodpaster 1-2

Average Size of Starting Lineups

	<u>Wofford</u>	<u>The Citadel</u>
Offensive Line*	6-2, 266	6-2, 272
Offensive Backs	5-11, 199	6-0, 195
Wide Receivers	6-0, 175	6-2, 185
Defensive Front	6-1, 258	6-3, 257
Linebackers	6-1, 213	6-0, 212
Secondary	5-11, 186	5-10, 180

*Includes tight end

Basic Formations

Wofford Offense: Wingbone

Wofford Defense: Multiple 50

The Citadel Offense: Multiple Pro Style

The Citadel Defense: 3-4

Class Breakdown

Wofford Offense -

7 seniors, 4 juniors, 0 sophomores, 0 freshmen

The Citadel Defense -

4 seniors, 1 junior, 2 sophomores, 4 freshmen

Wofford Defense -

3 seniors, 5 juniors, 2 sophomores, 1 freshman

The Citadel Offense

4 seniors, 3 juniors, 2 sophomores, 2 freshmen

The Head Coaches

Mike Ayers

Alma Mater: Georgetown, Ky. '74

14th season at Wofford, 17th as a head coach

Record at Wofford: 79-69-1. Overall Record: 90-90-2.

Ellis Johnson

Alma Mater: The Citadel '75

1st season at The Citadel, 2nd as a head coach

Record at The Citadel: 1-5. Overall Record: 6-11.

Charting Wofford's Opponents

<u>Opponent</u> (this week, last week)	<u>Record</u>
Clemson (at Wake Forest, 3-38 vs. North Carolina)	4-2
Charleston Southern (at Elon, 21-45 vs. Samford)	4-3
Chattanooga (at Appalachian St., 3-21 vs. Western Carolina)	2-4
VMI (at Western Carolina, Open)	1-5
Western Carolina (vs. VMI, 21-3 at Chattanooga)	4-3
Appalachian State (vs. Chattanooga, 34-23 at Wofford)	4-3
The Citadel (vs. Wofford, 6-14 at Georgia Southern)	1-5
South Carolina (at Tennessee, 46-14 vs. Vanderbilt)	6-1
Furman (Open, 31-6 vs. ETSU)	6-1
ETSU (vs. Georgia Southern, 6-31 at Furman)	2-4
Georgia Southern (at ETSU, 14-6 vs. The Citadel)	7-0
Aggregate Record	41-31

WOFFORD VS. THE CITADEL

The Head Coach

Mike Ayers, the 2000 SoCon Coach of the Year, became Wofford football's all-time winningest coach in the 35-10 win over Charleston Southern (Sept. 22).

Ayers, now with 79 wins, broke the previous mark of 77 victories held by **Conley Snidow** (1953-66).

A native of Cincinnati, Ohio, Ayers was named the SoCon Coach of the Year from the league coaches and media last season after guiding the Terriers to a 7-4 record and Top 25 national ranking.

Ayers is also a two-time Kodak Region Coach of the Year after leading the Terriers to NCAA playoff appearances in 1990 and 1991.

Hello Neighbor

The 2001 campaign marks the 22nd consecutive year that Wofford Head Coach **Mike Ayers** and his offensive coordinator and neighbor **Wade Lang** are together in football.

Ayers and Lang not only have their offices side-by-side, they also live across the street from each other.

In 1980, when Ayers came to Wofford as an assistant coach, Lang was in his sophomore year. When Ayers left for the defensive coordinator position at East Tennessee State in 1983, Lang joined him in Johnson City as a graduate assistant before being elevated to a full-time position in 1985.

They both returned to Wofford in 1988 when Ayers was named the Terriers' head coach. He brought Lang with him as the quarterback coach. Lang then took over the offensive coordinator duties in 1990.

A Presidential Flavor to the Wofford Staff

Retired Wofford College President **Dr. Joe Lesesne** has joined the Terrier football staff as a volunteer assistant coach working with the tight ends.

Lesesne retired last year after a distinguished 28-year tenure as just the ninth president in the 147-year history of Wofford.

Lesesne is no stranger to football. Upon arriving at Wofford in 1964 as a history professor, he served four years (1965-68) as an assistant football coach for the Terriers under Head Coach **Conley Snidow** and later **Jim Brakefield**. Lesesne also coached one season at Abbeville (S.C.) High School.

Lesesne has also returned to the classroom this fall, teaching a course in South Carolina history.

Another former assistant coach of note is current Mayor of Spartanburg **James Talley**, who served as the Terrier wide receiver coach from 1981-93. His final season at Wofford coincided with his first year as mayor.

Strength of Schedule

•The Sept. 21 announcement of Wofford's revised football schedule meant that the nation's most-difficult slate in Division I-AA got tougher.

After helping Youngstown State find a replacement game for a scheduled Nov. 17 contest, the Terriers added South Carolina.

This year's schedule has the Terriers taking on SoCon and national powers Georgia Southern, Furman, and Appalachian State in addition to non-conference matchups at Clemson and South Carolina. Wofford competes in the Southern Conference, the country's strongest I-AA football league.

•Wofford faced four I-AA playoff teams (Lehigh, Georgia Southern, Appalachian State, and Furman) as well as Division I-A Louisiana-Monroe last year.

•The Terriers were one of just three I-AA teams to face two I-A opponents during the 1999 campaign.

•In 1998, Wofford faced the nation's eighth-most difficult schedule as the 11 opponents combined for a .563 winning percentage.

Did You Know?

•An anonymous donor recently committed \$100,000 toward the creation of an endowed scholarship in honor of Wofford Head Coach **Mike Ayers**.

•Ayers is a black belt in karate and an accomplished sketch artist.

2001 Southern Conference Standings

Team	CONFERENCE			OVERALL		
	W	L	Pct.	W	L	Pct.
Georgia Southern	5	0	1.000	7	0	1.000
Furman	5	0	1.000	6	1	.857
Appalachian State	3	2	.600	4	3	.571
Western Carolina	3	2	.600	4	3	.571
Wofford	1	3	.250	2	4	.333
Chattanooga	1	3	.250	2	4	.333
East Tennessee State	1	3	.250	2	4	.333
VMI	1	3	.250	1	5	.167
The Citadel	0	4	.000	1	5	.167

This Week:

***Wofford at The Citadel, 2 p.m.**

*Chattanooga at Appalachian State, 2 p.m.

*VMI at Western Carolina, 2 p.m.

*Georgia Southern at East Tennessee State, 7 p.m.

**Southern Conference game*

Last Week:

***Appalachian State 34, Wofford 23**

*Georgia Southern 14, The Citadel 6

*Furman 31, East Tennessee State 6

*Western Carolina 21, Chattanooga 3

Wofford has topped the Southern Conference in its graduation rate for football players all four years since joining the league in 1997.

Terrier Football Ranks in the Top 10

In the 2000 NCAA Graduation Rate Report, Wofford ranks in a tie for seventh among Division I members in its graduation rate for football players.

<i>Rank/School</i>	<i>Student-Athletes Graduation Rate</i>
1. Duke	91 percent
2. Northwestern	88 percent
3. Richmond	86 percent
New Hampshire	86 percent
5. Stanford	83 percent
Lehigh	83 percent
7. Wofford	82 percent
Notre Dame	82 percent
William & Mary	82 percent
10. Holy Cross	80 percent

Wofford Among National Leaders

Wofford places in a tie for 10th in the nation among Division I members in its graduation rate for student-athletes.

The information listed below was taken from the 2000 NCAA Graduation Rate Report:

<i>Rank/School</i>	<i>Student-Athletes Graduation Rate</i>
1. Northwestern	92 percent
2. Duke	91 percent
Georgetown	91 percent
4. Lehigh	90 percent
Manhattan	90 percent
6. Bucknell	89 percent
Notre Dame	89 percent
Stanford	89 percent
9. Loyola (Md.)	86 percent
10. Wofford	85 percent
La Salle	85 percent
12. Dayton	84 percent
New Hampshire	84 percent
Providence	84 percent
15. Boston College	83 percent
Richmond	83 percent
Siena	83 percent
William & Mary	83 percent
19. Xavier	83 percent
20. Colgate	82 percent
Holy Cross	82 percent

1212 vs. 1100

Wofford College boasts a higher SAT average (1212) than enrollment (1100).

Wofford and the NFL

Wofford College is the summer training camp site for the Carolina Panthers of the National Football League.

Rising Through the Ranks

Wofford College is in its seventh season on the Division I-AA level.

The Terriers also competed for seven years in Division II (1988-94). Prior to 1988, Wofford was an NAIA member.

About Wofford

•Located in Spartanburg, S.C., Wofford is one of only five independent colleges and universities to have a Phi Beta Kappa chapter in the Carolinas (Davidson, Duke, Furman, and Wake Forest are the others).

•Wofford is one of just three Division I colleges or universities to have the nickname Terriers. The others are Boston University and St. Francis (N.Y.).

•Founded in 1854, Wofford has an enrollment of 1,100, making it the smallest school in NCAA Division I-A or I-AA football.

•With 1,100 students, Wofford is the second smallest school in Division I. Only Centenary (La.) is smaller with 850 students. However, the Gentlemen do not field a football team.

•Famous Wofford graduates include Carolina Panther owner and founder **Jerry Richardson** and Air Force Head Football Coach **Fisher DeBerry**.

•Wofford ranks No. 1 among national liberal arts colleges in "operating efficiency," providing a quality education while spending relatively less.

In the 2000 NCAA Division I Graduation Rate Report, Wofford is the only school in the nation to rank in the Top 10 in all four categories: overall student-athlete graduation rate as well as those for the football, men's basketball, and women's basketball teams.

"There are no junk courses at Wofford that we could see, and we would certainly match its course of study with that of any school in the Ivy League."

National Review's Guide to the
Best Liberal Arts Colleges
"America's Top 50 Liberal Arts Schools"

The Difference Maker

•Wofford's offensive success starts with quarterback **Travis Wilson**, a preseason All-SoCon selection by the league coaches.

•A senior from Newberry, S.C., Wilson needs just 55 yards to become Wofford's career passing leader. His total of 3,784 yards in the air trails only the 3,838 of **Carter Davis** (1971-74). Wilson is also on pace for 6,945 yards of total offense, which would place him a close second behind **Shawn Graves** (7,067, 1989-92).

•Wilson has the longest streak of consecutive starts by a Terrier with 34. He has started every game since the week six contest against Western Carolina as a freshman in 1998.

Career Total Offense

1. 7,067 - Shawn Graves, 1989-92
2. **6,110 - Travis Wilson, 1998-**
3. 3,719 - Warren Whittaker, 1963-66
4. 3,703 - Ricky Satterfield, 1972-75
5. 3,665 - Ted Phelps, 1965-68

Single-Season Total Offense

1. **2,157 - Travis Wilson, 1999**
2. **1,982 - Travis Wilson, 2000**
3. 1,916 - Carter Davis, 1973
4. 1,864 - Shawn Graves, 1991
5. 1,852 - Harold Chandler, 1970

Career Passing Yards

1. 3,838 - Carter Davis, 1971-74
2. **3,784 - Travis Wilson, 1998-**
3. 3,376 - Chuck Fraser, 1984-87
4. 3,085 - Harold Chandler, 1967-70
5. 2,517 - Warren Whittaker, 1963-66

Single-Season Passing

1. 1,610 - Harold Chandler, 1970
2. 1,398 - Carter Davis, 1973
3. **1,221 - Travis Wilson, 1999**
4. 1,215 - Chuck Fraser, 1986
5. **1,203 - Travis Wilson, 2000**

•Over the last five games, Wilson has completed 61.9 percent of his passes while averaging 18.2 yards per completion (39-of-63 for 709 yards).

•He places third on the Terriers with 257 yards rushing, including a season-best 86 yards on 16 carries at Clemson.

•Wilson has thrown just one interception in his last 81 attempts dating back to last season. Going back to the 1999 campaign, Wilson has thrown just eight picks over the last 26 games and 103 quarters.

•He ranks second all-time at Wofford in completion percentage (55.7), trailing only **Harold Chandler** (56.1, 1967-70).

•Wilson set a Wofford single-season mark in 1999 with a 64.5 completion percentage, just shy of the SoCon's single-season record of 64.7 (**Braniff Bonaventure**, Furman, 1996).

•Wilson is planning on joining the Terrier baseball team at the close of the season.

The Real McCoy

•Halfback **Jesse McCoy** is a big-play weapon in Wofford's offense.

The 1999 SoCon Freshman of the Year averages 9.8 yards each time he touches the ball from the line of scrimmage in his career.

•The longest play in McCoy's career was a 76-yard touchdown reception from **Travis Wilson** in a 1999 game at The Citadel.

•McCoy became the first player in Wofford history to go over 100 yards rushing and 100 yards receiving in the same game when he ran for 114 yards on nine carries and had three receptions for 115 yards and two touchdowns in last year's 40-31 victory over Western Carolina.

•McCoy had 155 yards on his first four touches against the Catamounts and each of his first six touches resulted in at least 10 yards: 73, 21, 28, 33, 10, and 15 yards.

•McCoy's 7.6 career per carry average is a Wofford record, shattering the previous mark of 7.0 by former quarterback great **Shawn Graves** (1989-92).

•McCoy is the Terriers' second-leading receiver this season with 11 catches for 165 yards (15.0 avg.).

•A native of Acworth, Ga., McCoy has 4.36 speed and has added 30 pounds since first arriving at Wofford.

The Best of McCoy

The top four rushing performances of **Jesse McCoy's** collegiate career have seen him average at least 12.4 yards per carry in those contests.

The games listed below also represent his four career 100-yard games:

<u>Opponent</u>	<u>Att.</u>	<u>Yds.</u>	<u>Avg.</u>	<u>T.D.</u>
WCU* (10/16/99)	11	136	12.4	2
UTC (10/2/99)	9	134	14.9	0
VMI (10/7/00)	9	133	14.8	3
WCU^ (10/14/00)	9	114	12.7	0

*McCoy also had a 59-yard TD reception
^McCoy added three receptions for 115 yards and two touchdowns.

Familiar Faces


Wofford's starting halfbacks are definitely familiar with each other.

Jesse McCoy and **Ben Foster** were teammates at Harrison High School in Kennesaw, Ga.

Terrier punter **Jimmy Miner**, an All-SoCon selection last season, is also a Harrison graduate.

Just Call Him Joe College...

The following is an inside look at Terrier starting halfback **Ben Foster**:



Ben Foster

•Wofford's Student Body President

•The Division I-AA representative and one of just two student-athletes in the nation to be named to the NCAA Division I Football Issues Committee

•The Southern Conference representative on the NCAA Student-Athlete Advisory Council

•Dean's List student majoring in biology

•Team Captain

•Selected to the 2000 Verizon Academic All-District team

•Topped all Terrier halfbacks in knockdown blocks last season

Away from the Gridiron

•Big Brothers and Sisters Foundation

-Serve as a role model and work as a peer tutor and contact person for guidance counselors at junior high schools in the event a student would need additional assistance

•Summer Youth Institute

-Program Director and Coordinator in teaching non-violent ways to youth ages 12-to-15

•Habitat for Humanity

-Recruited 20 fellow students to assist in the construction of a home for low-income residents of Spartanburg

•Stop The Violence Collaboration

-20-to-25 hours a week is spent each summer working with community development and local youth/problem teens

Giving the Opponent a Melvin

•Wofford fullback **Melvin Jones** (West Columbia, S.C.; Airport High School) has had three straight career-high rushing performances, averaging 144.7 yards per game in that stretch:

<u>Opponent</u>	<u>Att.</u>	<u>Yds.</u>	<u>Avg.</u>	<u>T D</u>
VMI	15	121	8.1	1
Western Carolina	21	145	6.9	3
Appalachian State	27	168	6.2	2
Totals	63	434	6.9	6

•Based on his numbers against Appalachian State, compared to some other prominent running backs this season, the **Melvin Jones** campaign for the Walter Payton Award (Division I-AA Player of the Year) is gaining momentum. Listed below are comparative numbers this season against the Mountaineer defense:

<u>Name</u>	<u>Att.</u>	<u>Yds.</u>	<u>Avg.</u>	<u>T D</u>
Melvin Jones, Wofford	27	168	6.2	2
Adrian Peterson*, Ga. Southern	19	71	3.7	0
Louis Ivory^, Furman	18	40	2.2	1

*1999 Payton Award winner

^2000 Payton Award winner

•Jones is on pace to become Wofford's first 1,000-yard rusher since quarterback **Lamond Smith** ran for 1,267 yards in 1994. Wofford hasn't had a non-quarterback run for 1,000 yards since **Lenny Best** totaled 1,120 yards in 1979.

•The 168 yards by Jones against Appalachian State were the most by a Terrier fullback in the 14-year tenure of Head Coach **Mike Ayers**, bettering the previous mark of 155 (**Miles Lane**, vs. Samford, 1996).

•Jones' 168 yards versus Appalachian State represented the top game by a Terrier since **Shaun Fogle** had 193 yards last year at East Tennessee State (Nov. 4).

•The three touchdowns by Jones at Western Carolina were the most in a game since Fogle at ETSU.

•Jones has the Terriers' top four rushing performances this season.

The Two-Headed Monster

Melvin Jones and **J.R. McNair** combine to give Wofford 148.7 yards per game rushing from the fullback position and 12 of the Terriers' 25 touchdowns on the year.

Listed below are their combined rushing totals from each game:

<u>Opponent</u>	<u>Att.</u>	<u>Yds.</u>	<u>Avg.</u>	<u>T D</u>
Clemson	24	120	5.0	0
Charleston So.	27	170	6.3	2
Chattanooga	29	78	2.7	2
VMI	24	142	5.9	2
Western Carolina	31	207	6.7	4
Appalachian State	32	175	5.5	2
Totals	167	892	5.3	12

Wofford POTW

The following are Wofford's Players of the Week from each game:

<u>Opponent</u>	<u>Offense</u>	<u>Defense</u>
Clemson	J.R. McNair	Matt Nelson
Charleston Southern	Melvin Jones	Robert Mathis
Chattanooga	Curtis Nash	Hondre McNeil
VMI	Travis Wilson	Roland Harris
Western Carolina	Melvin Jones	Nathan Fuqua
Appalachian State	Chad Bentley	Matt Nelson

Terriers Add Game at South Carolina

A restructuring of this year's Wofford College football schedule is highlighted by the addition of a Nov. 3 game at the University of South Carolina. Kickoff will be 1 p.m. at Williams-Brice Stadium in Columbia.

The USC contest moves Wofford's previously scheduled Nov. 3 home game with East Tennessee State to Nov. 17 at 1:30 p.m. Wofford worked with Youngstown State, the Terriers' original opponent on Nov. 17, to secure a replacement game for the Penguins.

Wofford will also host Georgia Southern at 1 p.m. on Nov. 24 in the makeup of a Sept. 15 game that was postponed due to the terrorist attacks.

"With Nov. 3 being the preferred date by our coaches, we examined a number of options as it related to that date," South Carolina Athletic Director **Dr. Mike McGee** said. "I'd personally like to thank Wofford and their administration for their flexibility in making several adjustments to their schedule in order for this to happen. Wofford is an emerging program, a respected in-state institution and we look forward to having their team and their fans come to Williams-Brice Stadium."

The Terriers and Gamecocks will be meeting on the gridiron for the first time since a 26-0 USC win in 1957. This will also be Wofford's first game against an SEC opponent since a 1952 contest against Tennessee.

"We're very excited and appreciative of the opportunity to play South Carolina," Wofford Head Coach **Mike Ayers**. "We know that we face a tremendous challenge against one of the nation's top teams."

"The Clemson game earlier this season was a positive in terms of exposure for our program. Our kids gained a lot of confidence and we grew as a team."

"Wofford has a fine team and they certainly got everyone's attention with their strong performance in the opener against Clemson," South Carolina Head Coach **Lou Holtz** said. "Wofford led twice in the first half against Clemson and Coach Ayers and his staff do an outstanding job. It was important that we have an 11th game and the Nov. 3 date is one that we had preferred to fill."

Wofford will face Clemson and South Carolina in the same season for the first time since 1933. The Terriers will also become the first team since North Carolina State in 1991 to play at Clemson and South Carolina in the same year.

South Carolina represents Wofford's sixth game in the last four years against a Division I-A opponent.

Football Anyone?

Nearly one out of every six males on the Wofford campus play on the football team.

The Wofford student body of 1,100 is divided equally between 550 males and 550 females. This year's Terrier football roster has 93 players.

With roughly 300 student-athletes on campus, more than 25 percent of Wofford's student body is on an athletic team.

Record Crowds

The attendance of 78,000 at Clemson (Sept. 8) represented the largest crowd to ever see a Wofford athletic event.

The former mark was the 60,000 that turned out for the Terriers' previous trip to Clemson in 1981.

This year's record at Death Valley is expected to be eclipsed when Wofford faces South Carolina on Nov. 3.

Five Terriers Receive Preseason All-SoCon Honors

Five Wofford College football players received preseason All-Southern Conference honors from the league coaches.

Placekicker **Darren Brown** and nose tackle **Nathan Fuqua** were named to the first team while outside linebacker **Al Clark**, offensive tackle **J.C. Neel**, and quarterback **Travis Wilson** were second-team selections.

More Fuqua

With 30 tackles for loss in less than three seasons at Wofford, including 18 last year, nose tackle **Nathan Fuqua** is on pace to easily become the Terriers' career leader in that category.

Brian Bodor, a consensus All-America selection last year, holds that mark with 38.

Fuqua has been an All-SoCon selection in each of his two seasons with the Terriers.

Seeing the Ball

Isaac Goodpaster, Wofford's leading receiver, is legally blind with 20/200 vision.

Goodpaster is seeing the ball well enough, though, to post a team-best 12 catches for 325 yards (27.1 avg.) and two touchdowns.

Listed below are his game-by-game performances:

Opponent	No.	Yds.	Avg.	T.D.
Clemson	1	15	15.0	1
Charleston So.	2	100	50.0	0
Chattanooga	2	56	28.0	0
VMI	3	82	27.3	1
Western Carolina	4	72	18.0	0
Appalachian State	0	0	00.0	0
Totals	12	325	27.1	2

Goodpaster accounts for 40.1 percent of Wofford's receiving yards this season.

Goodpaster's 325 receiving yards nearly double the next closest Terrier (**Jesse McCoy** 165).

A junior from Mt. Sterling, Ky., Goodpaster had just one reception for two yards entering the 2001 campaign.

On The Offensive

Wofford is averaging 414.5 yards per game offensively, 59.0 yards more than its opposition (355.5).

The Terriers are also averaging 30.8 points per game.

Academic Dominance

With six selections, Wofford dominated the 2000 Verizon Academic All-District Team.

Defensive tackle **Brian Bodor**, outside linebacker **Chase Corn**, halfback **Ben Foster**, center **Bailey King**, strong safety **Brandon Ladd**, and offensive guard **Eric Nash** represented Wofford.

The Verizon Academic All-District Team combines Division I-A and I-AA schools in a five-state region (Florida, Georgia, North Carolina, South Carolina, and Virginia). To be eligible for consideration, each student-athlete must have sophomore standing, a 3.20 grade-point average, and be a starter or key reserve.

The Plus and Minus

Wofford has committed just one turnover and is a +4 in the turnover department in its two wins.

In four losses, the Terriers have eight turnovers and are a -4 in turnover ratio.

Defensive Improvements

The following shows Wofford's improvement defensively from last season:

Year	Rush. Yds.	Pass. Yds.	Tot. Offense
2000	149.3	242.5	391.8
2001	114.8	240.7	355.5

The Terriers are allowing 36.3 yards per game fewer than a year ago.

Defensive Pressure

Wofford had three sacks of Clemson quarterback **Woodrow Dantzler** in a five-play third-quarter sequence and a total of four sacks on the day against the Heisman Trophy candidate.

The Sack Men

•In back-to-back games this year, a Wofford player tied the school's single-game sack record.

•Outside linebacker **Hondre McNeil** had sacks on three consecutive plays at Chattanooga (Sept. 29). After his first sack resulted in a safety, McNeil then recorded sacks on the first two snaps of the Mocs' ensuing series.

McNeil was making his first start in over a year. He was sidelined in week three of last season by a torn ACL.

•Inside linebacker **Robert Mathis** had three sacks en route to earning SoCon Defensive Player of the Week honors in the 35-10 win over Charleston Southern (Sept. 22).

An Inspirational Story

•Preseason All-America placekicker **Darren Brown** was born without a left arm below the elbow.

The senior from Hendersonville, N.C., set a SoCon record for field-goal accuracy last year as he connected on 12-of-14 attempts (85.7 percent). The 12 field goals also tied a Wofford single-season mark.

Brown was 4-of-4 on field goals from 40 yards and beyond. He was also 35-of-36 on PATs.

•Brown is 3-of-5 on field goals this season and 22-of-23 on PATs.

•As a freshman, Brown executed a successful surprise onside kick in which he made the recovery against Chattanooga.

The Kicking Game

In addition to All-SoCon placekicker **Darren Brown**, the Terriers also have an All-League selection at punter in **Jimmy Miner**.

Miner was an All-SoCon selection by the league coaches as a freshman last year.

He is averaging 41.1 yards on 27 attempts this season, including a 43.5 mark on six boots at Clemson.

Air Ayers

•Wofford is averaging 15.6 yards per pass completion this season.

In the last five games, **Travis Wilson** is averaging 18.2 yards per completion. He has hit on 39-of-63 attempts (61.9 percent) for 709 yards with two touchdowns and one interception in that stretch.

•**Isaac Goodpaster** is averaging 27.1 yards with his team-high 12 receptions for 325 yards.

•Wofford threw the ball just 13.5 times per game last season, but averaged 16.6 yards with each completion.

Air Wilson

•The development of Wofford's passing game is traced through senior quarterback **Travis Wilson**.

In the year prior to his arrival (1997), which also represented the Terriers' first season of SoCon play, Wofford's top receiver on the year had five receptions (**Larry Windham**) while the leader in receiving yards totaled 64 (**Jeff Scott**).

•Wilson is on pace to become Wofford's all-time leading passer with over 4,000 yards.

Recapping Clemson

•Wofford's 276 yards rushing against Clemson represented the second-highest total surrendered in the three-year tenure of Tiger Head Coach **Tommy Bowden**. It was surpassed only by the 286 yards posted by Virginia Tech in 1999.

•Buoyed by a 204-yard rushing performance, Wofford outgained Clemson by a 219-to-211 margin in the first half. The Terriers also held an 18:27-to-11:33 edge in time of possession.

•The Terriers built first-half leads of 7-0 and 14-7. Wofford still trailed just 24-14 with 10 seconds left in the third quarter.

•Wofford posted four sacks and an interception against Heisman Trophy candidate **Woodrow Dantzler**. The Terriers had three of their sacks in a five-play sequence of the third quarter. Dantzler was also held to 55 yards rushing on 13 carries.

•The Terriers forced a total of three Tiger turnovers.

•Wofford's performance produced the first boos heard in Death Valley during the Bowden era.

What The Tigers Were Saying...

"Wofford whipped us in the first half. We got our fannies kicked by them. Wofford simply took it to us. I'd rather play the Green Bay Packers."

Reggie Herring

Clemson Defensive Coordinator

"I tip my hat to the Wofford Terriers. They came out flying around and playing hard. We knew they would. That's a really good football team."

Will Merritt

Clemson Offensive Guard

"Wofford had great execution. They ran hard and they're very good."

Chad Carson

Clemson Linebacker

"Wofford was a good team. We knew we would have to come out ready to play to beat them. A lot of people thought that because they were a I-AA school that we would run all over them, but we knew better than that. We knew it would be a 60-minute game. Wofford is as good as half the teams in the ACC."

Woodrow Dantzler

Clemson Quarterback

"Travis Wilson is better than some of the ACC quarterbacks we've faced."

Nick Eason

Clemson Defensive Tackle

Going for It

The entire field is four-down territory for Wofford as the Terriers are 12-of-18 (66.7 percent) on fourth-down attempts this season, including 5-of-5 in last week's Appalachian State game. Among the fourth-down highlights this campaign:

•Trailing 22-19 with 2:49 to play at Chattanooga, Wofford faced a 4th-and-4 at the Moc 21-yard line. The Terriers went for it and **Ben Foster** carried seven yards for a first down. Wofford eventually scored a go-ahead touchdown with 1:14 left.

Wofford was also successful on a 4th-and-1 at its own 29-yard line on the second series of the Chattanooga game. **Travis Wilson** ran 10 yards for a first down.

•At Clemson, the Terriers had a 4th-and-1 at the Tiger 26-yard line on their opening series. **Jesse McCoy** then carried around right end for a touchdown and an early 7-0 Wofford lead.

The Terriers were 15-of-27 (55.6 percent) on fourth-down attempts last season and 24-of-39 (61.5 percent) in 1999.

Top Terriers

Listed below are Wofford's top rushing performances this season:

<u>Name</u>	<u>Opponent</u>	<u>Yards</u>
Melvin Jones	Appalachian State	168
Melvin Jones	Western Carolina	145
Melvin Jones	VMI	121
Melvin Jones	Charleston So.	88
Travis Wilson	Clemson	86
J.R. McNair	Charleston So.	82
Jesse McCoy	Charleston So.	75

Breaking Down the Wingbone

Wofford has rushed the ball on 79.7 percent of its plays this season. The fullback position has carried the ball on 47.7 percent (167-of-350) of the running plays and 38.0 percent of all plays (167-of-439).

Spreading the Wealth

Wofford rushes for 279.3 yards per game with four players averaging at least 42.0 yards:

<u>Name</u>	<u>Att</u>	<u>Yds</u>	<u>Avg</u>	<u>T/D</u>
Melvin Jones	113	619	5.5	7
J.R. McNair	54	273	5.1	5
Travis Wilson	78	257	3.3	2
Jesse McCoy	42	252	6.0	3

As a team, the Terriers average 4.8 yards per rushing attempt.

Among the League Leaders

The following are key SoCon rankings for Wofford and its players:

<u>Name/Category</u>	<u>Average</u>	<u>Ranking</u>
Melvin Jones	103.2 rushing ypg	3rd*
Travis Wilson	148.1 QB rating	2nd
Travis Wilson	167.0 tot. off. pg	3rd
Travis Wilson	124.2 passing ypg	4th
Isaac Goodpaster	54.2 receiving ypg	5th
Rushing Offense	279.3 ypg	2nd^
Total Offense	414.5 ypg	2nd@
Scoring Offense	30.8 points pg	3rd&
Rushing Defense	114.8 ypg	2nd#
Fewest Pen. Yards	41.3 ypg	2nd
4th-Down Conv.	66.7% (12-of-18)	2nd
Opp. 4th-Down	33.3% (3-of-9)	1st
Time of Poss.	31:47	2nd

*Ranks 24th nationally in Division I-AA

^8th in Division I-AA

@Tied for 21st in Division I-AA

&30th in Division I-AA

#26th in Division I-AA

10 Years Ago

Led by quarterback great **Shawn Graves**, a Division II Wofford team upset The Citadel 15-12 on Sept. 14, 1991.

It's a game that many Wofford faithful still rank as the most exciting win in Terrier football history.

WOFFORD VS. THE CITADEL

One Busy Coach

Wofford assistant football coach **Freddie Brown** served a coaching internship with the Carolina Panthers during their training camp at Wofford this summer.

Brown worked with the Panther running backs as part of a Minority Coaching Fellowship with the team and the National Football League.

A 1991 Wofford graduate, Brown was a four-year letterman as a running back for the Terriers. He rushed for 1,112 yards and eight touchdowns in his career. The Charlotte, N.C., native is in his third year as an assistant football coach at his alma mater in addition to being Wofford's head track coach.

Spartanburg's Team

•The eight Spartanburg natives on this year's roster represent the highest total at Wofford in the 14-year tenure of Head Coach Mike Ayers.

The local Terriers with their high school in parentheses are: **Al Clark** (Dorman), **Chase Corn** (Dorman), **Matt Flynn** (Dorman), **Trevor Hray** (Spartanburg), **Curtis Nash** (Dorman), **Steve Prochak** (Spartanburg), **Trey Rodgers** (Dorman), and **Shiel Wood** (Spartanburg).

•Nash quarterbacked Dorman to the state championship game in 1999 while Rodgers, his successor, led the Cavaliers to the state title last year.

Coaching Stability

Head Coach **Mike Ayers** is in his 14th season at Wofford. His assistant coaches have also been a model of stability:

Off. Coordinator **Wade Lang*** (14th year)
Off. Line Coach **Drew Watson** (12th year)
Kicking Coach **Lee Hanning** (12th year)
Def. Coordinator **Nate Woody*** (11th year)
Def. Line Coach **Jack Teachey** (8th year)
Wide Receiver Coach **Bruce Lackey** (7th year)
Outside LB Coach **Thomas Neel** (4th year)
RB Coach **Freddie Brown*** (3rd year)
Secondary Coach **Terry Lantz** (2nd year)
Tight End Coach **Joe Lesesne^** (1st year)

*Wofford graduate and four-year letterman

^Served as Wofford's president for 28 years (1972-2000)

Familiar Names

Freshman wide receiver and kick returner **Shiel Wood** is the son of Wofford Athletic Director **David Wood**.

The younger Wood has two receptions for 23 yards while returning four kickoffs for a 17.8 average.

Wood (the father) was a football standout at Elon and a former assistant coach at Catawba.

Team Captains

Cornerback **Chris Edwards**, halfback **Ben Foster**, nose tackle **Nathan Fuqua**, offensive tackle **J.C. Neel**, and quarterback **Travis Wilson** are the Terriers' team captains this season.

Fuqua is the lone junior among the group while Wilson is in his second year as a captain.

Last year, Wilson was the first junior to be a captain since former quarterback **Shawn Graves** held the honor in 1991.

Good Genes

Outside linebackers **Al Clark** and **Chase Corn** are third generation Wofford football players and teammates.

Clark's and Corn's grandfathers were teammates on Wofford's 1949 football team that posted an 11-0 regular season before being upset 19-6 by Florida State in the Cigar Bowl.

Clark's and Corn's fathers were also teammates at Wofford from 1972-76. Corn also had an uncle who played for the Terriers.

The Marshall Plan

Prior to becoming the dominant program in Division I-AA, Marshall had to wait five years to win its first Southern Conference game after beginning league play in 1977.

With 16 victories in its opening five years of SoCon membership, Wofford is well ahead of schedule on "The Marshall Plan."

Quick Progress

Since beginning SoCon play in 1997, which was just its third season in Division I-AA, Wofford has the fifth-highest win total in league play: Georgia Southern (34), Appalachian State (28), Furman (26), East Tennessee State (17), Wofford (16), Western Carolina (16), Chattanooga (15), The Citadel (10), and VMI (2).

Uniform Watch

The following is Wofford's record with each uniform combination:

Black Jersey with Gold Pants:	1-0
Black Jersey with Black Pants:	1-1
White Jersey with Gold Pants:	0-2
White Jersey with Black Pants:	0-1

Gibbs Stadium

Wofford's football stadium is the second youngest facility in the Southern Conference.

With a capacity of 13,000, Gibbs Stadium opened in October 1996. Only Chattanooga's Finley Stadium (1997) is newer.

The Terriers have a 16-9 home record since moving into Gibbs Stadium.

New Looks

Wofford is debuting a new black home jersey this season.

Steady Improvements

Listed below is Wofford's year-by-year record since beginning SoCon play in 1997:

<u>Year</u>	<u>Record</u>	<u>Place</u>
1997	3-7, 2-6	8th
1998	4-7, 3-5	7th
1999	6-5, 5-3	4th
2000	7-4, 5-3	4th

A Record-Setting Night

Inside linebacker **Robert Mathis** tied Wofford single-game records in tackles for a loss (five) and sacks (three) in the 35-10 win over Charleston Southern.

In earning SoCon Defensive Player of the Week honors, Mathis totaled a game-high 15 stops on the night while playing just three quarters. He also had an interception to set up a Wofford score while adding a pass breakup.

The junior from Cross, S.C., had sacks on consecutive plays in the third quarter against the Buccaneers.

The Last Time...

•The Terriers have not had a kickoff return for a touchdown since **Craig Best** took one back 93 yards in a 1982 game versus Elon.

•Wofford's last punt return for a touchdown came in 1997 when **Tony Young** went 84 yards against Charleston Southern.

•The 32-yard punt return by **Chris Edwards** at Western Carolina (Oct. 13) represented the Terriers' longest punt return since Young's score in the 1997 season finale.

Film This

Sophomore and backup strong safety **Ryan Steele** blocked a VMI punt and returned it 10 yards for a touchdown (Oct. 6). Last year, while recovering from knee surgery as a result of a high school injury, he filmed the Wofford game action as a member of the Terrier video crew.

WOFFORD VS. THE CITADEL

A Statistical Comparison

The following are how this year's team statistics compare:

	<u>The Citadel</u>	<u>Wofford</u>
Points per game - allowed	13.0 - 19.7	30.8 - 26.0
Rushing yards per game - allowed	169.5 - 187.0	279.3 - 114.8
Passing yards per game - allowed	70.7 - 148.5	135.2 - 240.7
Total net yards per game - allowed	240.2 - 335.5	414.5 - 355.5
Punts - average	34 - 37.8	27 - 41.1
Penalties - yards	40 - 281	27 - 248
Turnover Margin (takeaways/giveaways)	+4 (17/13)	E (9/9)
Fumbles - Lost	21 - 11	16 - 7
Third-Down Conversions - allowed	28.9% - 51.1%	39.1% - 41.5%
Time of Possession - allowed	30:43 - 29:17	31:47 - 28:13

Magic Numbers

•Wofford has a 45-2-1 record in the 48 games under Head Coach **Mike Ayers** that the Terriers have allowed 16 or fewer points.

•Wofford has won 24 consecutive games when holding a halftime lead.

The Terriers' last loss when leading at the break was a 20-16 defeat to Elon in 1995. Wofford held a 9-3 halftime edge that night.

He's Old School

•It's not uncommon for Wofford Head Coach **Mike Ayers** to drive the team's equipment truck when it travels.

•Ayers doubles as the position coach, with **Joe Lesesne**, for the Wofford tight ends.

South Carolina's Team

This year's schedule has Wofford playing only two games (Chattanooga and Western Carolina) outside the state of South Carolina.

Wofford Starting Lineup

	CLEM	CSU	UTC	VMI	WCU	ASU
<u>Offense</u>						
L T	Williams	Neel	Neel	Neel	Neel	Neel
LG	Bentley	Bentley	Bentley	Bentley	Bentley	Bentley
C	King	King	King	King	King	King
RG	Nash	Nash	Nash	Nash	Nash	Nash
RT	Blackburn	Blackburn	Blackburn	Williams	Williams	Williams
T E	Flynn	Belger (WR)	Gilmore (WR)	Nash (WR)	Nash (WR)	Flynn
WR	Goodpaster	Goodpaster	Goodpaster	Goodpaster	Goodpaster	Goodpaster
QB	Wilson	Wilson	Wilson	Wilson	Wilson	Wilson
RB	Jones	Jones	Jones	Jones	Jones	Jones
HB	McCoy	McCoy	McCoy	McCoy	McCoy	McCoy
HB	Foster	Gaillard	Foster	Foster	Foster	Foster

Defense

DT	Jones	Jones	Jones	Jones	Jones	Jones
NT	Fuqua	Fuqua	Fuqua	Fuqua	Fuqua	Fuqua
DT	Pressley	Pressley	Pressley	Pressley	Pressley	Trapp
OLB	Corn	Corn	Corn	Corn	Corn	Corn
ILB	Mathis	Mathis	Mathis	Mathis	Ledford	Ledford
ILB	Thrift	Ledford	Freland	Freland	Freland	Freland
OLB	Clark	Clark	McNeil	McNeil	McNeil	McNeil
CB	Edwards	Edwards	Edwards	Edwards	Edwards	Washington
FS	Davis	Nelson	Ladd	Nelson	Nelson	Ladd
SS	Ladd	Brizendine	Nelson	Brizendine	Brizendine	Nelson
CB	Harris	Washington	Harris	Harris	Harris	Harris

WOFFORD COLLEGE TWO-DEEP

(updated Oct. 21, 2001)

OFFENSE

LEFT TACKLE

72 J.C. Neel (6-5, 285, Sr.)
63 Jesse Blackburn (6-3, 265, Jr.)

LEFT GUARD

67 Chad Bentley (6-1, 288, Jr.)
65 Bobby Gibbs (6-3, 270, Fr.)

CENTER

69 Bailey King (5-11, 240, Sr.)
68 Montez Hilliard (6-0, 265, So.)

RIGHT GUARD

55 Eric Nash (6-3, 280, Sr.)
77 Eric Deutsch (6-3, 300, So.)

RIGHT TACKLE

61 Steward Williams (6-1, 270, Sr.)
71 Stacey Clark (6-4, 300, Sr.)

TIGHT END

83 Matt Flynn (6-2, 230, Sr.)
88 Adam Regenthal (6-3, 238, Fr.)

WIDE RECEIVER

20 Isaac Goodpaster (6-0, 175, Jr.)
17 Curtis Nash (6-1, 180, So.)

QUARTERBACK

16 Travis Wilson (6-3, 205, Sr.)
14 Nick Haughey (5-11, 190, Jr.)

HALFBACK

29 Jesse McCoy (5-10, 195, Jr.)
7 Shaun Fogle (5-11, 187, So.)

RUNNING BACK

41 Melvin Jones (5-11, 212, Jr.)
4 J.R. McNair (5-10, 195, So.)

HALFBACK

34 Ben Foster (5-8, 185, Sr.)
42 D.J. Gaillard (5-10, 195, Jr.)

DEFENSE

TACKLE

97 Anthony Jones (5-10, 255, Jr.)
91 Bill Pryor (6-3, 245, So.)

NOSE TACKLE

90 Nathan Fuqua (6-1, 280, Jr.)
94 Robert Trapp (6-2, 280, Sr.)

TACKLE

95 John Pressley (6-3, 240, So.)
75 Lee Basinger (6-1, 250, Fr.)

OUTSIDE LINEBACKER

2 Hondre McNeil (6-2, 208, Sr.)
10 Teddie Whitaker (6-2, 230, So.)

INSIDE LINEBACKER

54 Jimmy Freland (5-11, 215, Fr.)
53 Erik Hutchinson (5-11, 215, Fr.)

INSIDE LINEBACKER

5 Derrick Ledford (6-2, 225, Sr.)
46 Jordan Inman (5-10, 190, Sr.)

OUTSIDE LINEBACKER

37 Chase Corn (5-11, 202, Jr.)
35 Al Clark (6-3, 225, Sr.)

LEFT CORNERBACK

25 Fred Washington (5-10, 190, Sr.)
39 Jonathan Wheeler (6-2, 180, Fr.)

STRONG SAFETY

30 Matt Nelson (6-1, 195, So.)
19 Ryan Steele (6-1, 195, So.)

FREE SAFETY

24 Brandon Ladd (5-10, 185, Jr.)
47 Shaun Davis (6-1, 185, Jr.)

RIGHT CORNERBACK

48 Roland Harris (5-9, 172, Jr.)
40 Shaun Bennett (6-0, 165, Fr.)

SPECIAL TEAMS

PUNTER

32 Jimmy Miner (6-3, 195, So.)
31 Brandon Smith (5-11, 198, Fr.)

PLACEKICKER

23 Darren Brown (6-0, 170, Sr.)

PUNT RETURNS

80 Marcus Gilmore (6-1, 186, Jr.)

KICKOFF RETURNS

29 Jesse McCoy (5-10, 195, Jr.)
84 Shiel Wood (5-10, 180, Fr.)

HOLDER

9 Brandon Batson (6-0, 195, Jr.)
84 Shiel Wood (5-10, 180, Fr.)

LONG SNAPPER

82 Jonathan Starks (6-2, 215, So.)

KICKOFFS

23 Darren Brown (6-0, 170, Sr.)

WOFFORD VS. THE CITADEL

Game 1

Clemson 38, Wofford 14
Sept. 8, 2001; Clemson, S.C.

Wofford held a pair of first-half leads before seeing Clemson rebound for a 38-14 victory in front of a crowd of 78,000 in Death Valley (Sept. 8).

The Terriers drove 65 yards in six plays on their opening series, capped by a 26-yard touchdown run by **Jesse McCoy** on a 4th-and-1 play, to take a 7-0 lead.

After Clemson evened the game, a **Teddie Whitaker** fumble recovery set up a **Travis Wilson's** 15-yard touchdown pass to **Isaac Goodpaster** to give Wofford a 14-7 lead at the close of the first quarter.

The Tigers took a 24-14 halftime lead and it remained just a 10-point game until Clemson scored again with 10 seconds remaining in the third quarter.

Wofford's 276 yards rushing represented the second-highest total allowed in the three-year Clemson tenure of Head Coach **Tommy Bowden**. The Terriers rushed for 204 yards in the first half and outgained the Tigers by a 219-to-211 margin in total offense at the intermission.

The Terrier defense recorded four sacks and forced three Clemson turnovers while limiting Heisman Trophy candidate **Woodrow Dantzler** to 55 yards rushing on 13 carries.

Wofford	14	0	0	0	14
Clemson	7	17	7	7	38

First Quarter

W - McCoy 26 run (Brown kick), 9:41

C - McKelvey 7 pass from Dantzler (Hunt kick), 7:12

W - Goodpaster 15 pass from Wilson (Brown kick), 2:16

Second Quarter

C - Hunt 43 field goal, 14:52

C - Meekins 29 fumble recovery (Hunt kick), 13:23

C - Zachery 1 run (Hunt kick), 9:41

Third Quarter

C - McKelvey 7 pass from Dantzler (Hunt kick), :10

Fourth Quarter

C - Rambert 3 run (Hunt kick), 11:53

	Wofford	Clemson
First Downs	19	29
Rushes - Yards	56-276	41-200
Passing Yards	36	283
Total Offense	312	483
Passes	16-6-0	37-26-2
Punts - Avg.	6-43.5	1-43.0
Fumbles - Lost	3-2	1-1
Penalties - Yards	2-16	4-35
Time of Possession	32:10	27:50

Wofford Individuals

Rushing

Wilson 16-86, McNair 10-68, McCoy 9-58, Jones 14-52, Fogle 4-11, Gaillard 1-1, Mungin 2-0

Passing

Wilson 15-6-0, 36 yards; Team 1-0-0

Receiving

Jones 2-6, Goodpaster 1-15, Gaillard 1-7, McCoy 1-7, Gilmore 1-1

Game 2

Wofford 35, Charleston So. 10
Sept. 22, 2001; Spartanburg, S.C.

Mike Ayers became Wofford's all-time winningest football coach in a 35-10 rout of Charleston Southern.

Ayers picked up his 78th victory at Wofford to move past **Conley Snidow** (1953-66) into the top spot on the Terrier career win chart.

The Terriers scored touchdowns on five of their first seven possessions on the way to 398 yards rushing and 566 in offense on the night.

Travis Wilson totaled 212 yards for Wofford. He averaged 31.8 yards on five pass completions (5-of-9 for 159 yards) while adding 53 yards rushing, including a 26-yard score.

Melvin Jones was the top Terrier ground gainer with 88 yards on 16 attempts while **J.R. McNair** added 82 yards on 11 carries, including touchdown runs of 11 and 22 yards. **Isaac Goodpaster** was the big-play receiver for the Terriers with two receptions for 100 yards.

Wilson had a 43-yard pass completion to **Jesse McCoy** on the Terriers' opening snap of the game to key an eight-play, 79-yard scoring drive. The Terriers built a 21-3 halftime lead when Wilson scored on his 26-yard run.

Charleston Southern was held to just two yards rushing and 193 yards of offense. Its lone touchdown came on a fumble return.

CSU	0	3	7	0	10
Wofford	7	14	14	0	35

First Quarter

W - Gaillard 4 run (Brown kick), 7:03

Second Quarter

W - McCoy 20 run (Brown kick), 12:46

C - Waters 40 field goal, 6:00

W - Wilson 26 run (Brown kick), 4:04

Third Quarter

W - McNair 22 run (Brown kick), 12:42

W - McNair 11 run (Brown kick), 8:06

C - West 37 fumble return (Waters kick), 3:12

	Wofford	CSU
First Downs	24	12
Rushes - Yards	59-398	25-2
Passing Yards	168	191
Total Offense	566	193
Passes	10-6-0	31-22-1
Punts - Avg.	4-41.0	7-29.9
Fumbles - Lost	3-1	0-0
Penalties - Yards	5-58	4-20
Time of Possession	31:36	28:24

Wofford Individuals

Rushing

Melvin Jones 16-88, McNair 11-82, McCoy 5-75, Wilson 11-53, Foster 4-36, Fogle 5-29, Gaillard 3-24, Mungin 1-12, Haughey 3-(1)

Passing

Wilson 9-5-0, 159 yards; Haughey 1-1-0, 9 yards

Receiving

Goodpaster 2-100, Gilmore 2-14, McCoy 1-43, Mike Jones 1-11

Game 3

Chattanooga 29, Wofford 26
Sept. 29, 2001; Chattanooga, Tenn.

Wofford staged a furious fourth-quarter comeback only to see UTC rally for a 29-26 victory.

With the Mocs holding a 22-11 fourth-quarter lead, Wofford scored a pair of touchdowns in a 5:43 span to move ahead 26-22 with 1:14 left.

The Terrier comeback began with a 13-play, 76-yard drive. **Travis Wilson** capped the possession with an eight-yard scoring pass to **Curtis Nash**. The Terriers converted the 2-point play to cut the deficit to 22-19.

Following a defensive stop, the Terriers took control of the ball at the Chattanooga 40 with 5:49 to play. After driving to the Moc 21, Wofford faced a 4th-and-4 with 2:49 left. **Ben Foster** then carried for seven yards and a first down. Four plays later, a two-yard **J.R. McNair** run gave Wofford a 26-22 lead.

However, Chattanooga drove 83 yards in six plays to score the winning touchdown on a 21-yard pass from **Chuck Spearman** to **Jason Jones** with 20 seconds remaining in the contest.

The Terriers' first points of the game came on an **Hondre McNeil** sack of Moc quarterback **Cos DeMatteo** in the end zone for a safety. McNeil then sacked DeMatteo on Chattanooga's first two plays of the ensuing series to give him three sacks on the night.

Wofford	0	5	6	15	26
Chattanooga	3	3	10	13	29

First Quarter

C - Thompson 37 field goal, 4:55

Second Quarter

W - McNeil safety, 14:17

W - Brown 30 field goal, 11:50

C - Thompson 23 field goal, :02

Third Quarter

C - Ikwuezunma 56 punt return (Thompson kick), 12:12

W - Jones 4 run (rush failed), 6:40

C - Thompson 34 field goal, 2:54

Fourth Quarter

C - McNeill 11 run (pass failed), 11:10

W - Nash 8 pass from Wilson (McCoy pass from Wilson), 6:57

W - McNair 2 run (Brown kick), 1:14

C - Jones 21 pass from Spearman (Thompson kick), :20

	Wofford	UTC
First Downs	18	16
Rushes - Yards	62-177	39-114
Passing Yards	155	167
Total Offense	332	281
Passes	15-8-1	20-12-0
Punts - Avg.	4-37.5	4-47.3
Fumbles - Lost	2-1	0-0
Penalties - Yards	6-59	10-100
Time of Possession	34:11	25:49

Wofford Individuals

Rushing

Wilson 25-68, Jones 20-45, McNair 9-33, Foster 5-23, McCoy 3-8

Passing

Wilson 14-8-0, 155 yards; Haughey 1-0-1

Receiving

Nash 3-61, Goodpaster 2-56, Gilmore 1-26, McCoy 1-7, Jones 1-5

WOFFORD VS. THE CITADEL

Game 4

Wofford 59, VMI 14

Oct. 6, 2001; Spartanburg, S.C.

Eight different Terriers scored touchdowns while quarterback **Travis Wilson** directed touchdown drives on all four of his possessions as Wofford rolled to a 59-14 win over VMI.

After a season-long 43-yard kickoff return by **Chris Edwards** gave Wofford possession at midfield for the game's opening series, **Melvin Jones** carried five times for 42 yards on a six-play, 50-yard scoring drive to give the Terriers a 7-0 lead just 2:36 into the contest. Jones, who rushed for a game-high 121 yards on 15 carries, had a 19-yard gain on Wofford's first snap of the game and a six-yard scoring run to cap the drive.

Wilson then had completions of 21 and 47 yards to **Isaac Goodpaster** on the Terriers' next possession to set up a five-yard **Jesse McCoy** touchdown run that gave Wofford a 14-0 lead just 5:09 into the game.

VMI	0	0	7	7	14
Wofford	14	17	21	7	59

First Quarter

W - Melvin Jones 6 run (Brown kick), 12:24

W - McCoy 5 run (Brown kick), 9:51

Second Quarter

W - Brown 24 field goal, 13:09

W - Goodpaster 14 pass from Wilson (Brown kick), 9:42

W - McNair 10 run (Brown kick), 7:17

Third Quarter

V - Gibson 1 run (Sharpe kick), 9:24

W - Mungin 39 run (Brown kick), 6:20

W - Steele 10 blocked punt return (Brown kick), 5:17

W - Rodgers 14 run (Brown kick), 2:49

Fourth Quarter

V - Solomon 1 run (Sharpe kick), 13:51

W - Mike Jones 2 run (Brown kick), 11:03

	Wofford	VMI
First Downs	22	21
Rushes - Yards	58-304	30-55
Passing Yards	193	276
Total Offense	497	331
Passes	15-12-0	58-28-2
Punts - Avg.	4-42.3	5-28.2
Fumbles - Lost	3-0	2-2
Penalties - Yards	7-76	4-29
Time of Possession	32:07	27:53

Wofford Individuals

Rushing

Melvin Jones 15-121, Mungin 2-49, Fogle 5-26, McNair 9-21, Dorham 2-18, Rodgers 2-12, McCoy 5-12, Wilson 1-11, Mike Jones 4-11, Gaillard 3-10, Goodpaster 1-9, Haughey 1-8, Jefferson 1-7, Team 1-0, Sullivan 2-(5), Zolman 4-(6)

Passing

Wilson 7-6-0, 136 yards; Haughey 4-4-0, 47 yards; Rodgers 2-1-0, 1 yard; Zolman 1-1-0, 9 yards; McCoy 1-0-0

Receiving

Goodpaster 3-82, Gilmore 2-31, Foster 2-31, McCoy 2-19, Wood 1-14, Jefferson 1-9, Mungin 1-7

Game 5

Western Carolina 31, Wofford 28

Oct. 13, 2001; Cullowhee, N.C.

The Wofford football team staged a furious fourth-quarter comeback but could not overcome four turnovers that led to 17 Western Carolina points in dropping a 31-28 decision to the Catamounts in Cullowhee, N.C.

Trailing 31-14 with 8:55 to play, Wofford drove 72 yards in 10 plays to close the deficit to 31-21 with 6:30 remaining. **Travis Wilson**, who completed 16-of-24 passes for 181 yards on the night, was 4-of-5 for 44 yards on the drive which was capped by a **J.R. McNair** six-yard touchdown run.

The Terriers then drove 80 yards in seven plays on their next possession to cut the deficit to 31-28 with 1:58 left. **Melvin Jones** scored from 17 yards out, his third touchdown in the game, as part of a career-high 145 yards rushing on 21 carries.

Three of Western Carolina's first four scores were set up by Terrier turnovers. Those three drives totaled just 47 yards.

The Terriers played without inside linebacker and leading tackler **Robert Mathis**, who missed the game with a sprained ankle.

Wofford	0	14	0	14	28
WCU	7	14	10	0	31

First Quarter

WCU - Banks 35 pass from Gaither (Rowser kick), 4:57

Second Quarter

W - Jones 10 run (Brown kick), 13:02

WCU - Banks 37 pass from Gaither (Rowser kick), 7:42

W - Jones 7 run (Brown kick), 4:21

WCU - Roy 10 pass from Gaither (Rowser kick), :14

Third Quarter

WCU - Rowser 41 field goal

WCU - DeShauteurs 2 run (Rowser kick), 1:48

Fourth Quarter

W - McNair 6 run (Brown kick), 6:30

W - Jones 17 run (Brown kick), 1:58

	Wofford	WCU
First Downs	29	17
Rushes - Yards	56-254	41-125
Passing Yards	181	203
Total Offense	435	328
Passes	24-16-1	27-15 0
Punts - Avg.	3-33.7	6-48.7
Fumbles - Lost	3-3	2-1
Penalties - Yards	3-15	6-47
Time of Possession	27:31	32:29

Wofford Individuals

Rushing

Jones 21-145, McNair 10-62, McCoy 8-54, Gaillard 1-7, Foster 3-5, Wilson 12-(2), Miner 1-(17)

Passing

Wilson 24-16-1, 181 yards

Receiving

Goodpaster 4-72, McCoy 4-29, Gilmore 3-20, Nash 2-37, Mungin 1-9, Wood 1-9, Jones 1-5

Game 6

Appalachian State 34, Wofford 23

Oct. 20, 2001; Spartanburg, S.C.

Appalachian State quarterback **Joe Burchette** completed 20-of-25 passes for 306 yards and three touchdowns to lead the Mountaineers to a 34-23 victory over Wofford.

The biggest play of the game came at the close of the first half. After Wofford drove 86 yards in 10 plays, capped by a three-yard **Melvin Jones** touchdown run, to close the Mountaineer lead to 17-14 with 1:02 left before the intermission, Burchette hit **Jermame Little** on a 71-yard scoring pass to give ASU a 24-14 lead with 16 seconds left.

Jones led the Terriers with 168 yards rushing and two touchdowns on 27 carries. It was his third straight career-high performance.

Jones gave Wofford a 7-0 lead when he scored on a career-long 54-yard run with 7:42 left in the first quarter. He had two straight career-long rushes as he ran for a then personal-best 32 yard gain on the previous play to move the ball from the Wofford 14 to the 46-yard line.

A 35-yard **Darren Brown** field goal with 2:47 left in the third quarter pulled Wofford within 24-17.

ASU	3	21	0	10	34
Wofford	7	7	3	6	23

First Quarter

W - Jones 54 run (Brown kick), 7:42

A - Rockhold 27 field goal, 4:28

Second Quarter

A - Layton 61 pass from Burchette (Rockhold kick), 13:53

A - Murphy 1 pass from Burchette (Rockhold kick), 4:52

W - Jones 3 run (Brown kick), 1:02

A - Little 71 pass from Burchette (Rockhold kick), :16

Third Quarter

W - Brown 35 field goal, 2:47

Fourth Quarter

A - Rockhold 44 field goal, 13:36

A - Watkins 10 run (Rockhold kick), 8:15

W - Wilson 15 run (kick failed), :39

	Wofford	ASU
First Downs	16	20
Rushes - Yards	59-267	36-184
Passing Yards	78	306
Total Offense	345	490
Passes	9-4-0	25-20-0
Punts - Avg.	6-44.2	4-30.0
Fumbles - Lost	2-0	1-0
Penalties - Yards	4-24	5-43
Time of Possession	33:10	26:50

Wofford Individuals

Rushing

Jones 27-168, McCoy 12-45, Wilson 13-41, McNair 5-7, Fogle 2-6

Passing

Wilson 9-4-0, 78 yards

Receiving

McCoy 2-60, Mungin 1-17, Jones 1-1

From: Mark Cohen cohenm@wofford.edu
Subject: Ayers Excited About Remaining Games This Season
Date: February 18, 2002 at 10:40 AM

MC

To: Tom Brown tbrown189_@hotmail.com, Todd Shanesy todd.shanesy@shj.com, Steve Shutt sshutt@socon.org, Mark Hauser hausersouth@aol.com, Pete Yanity pyanity@wsps.com, Jim Seay infohold@juno.com, Otto Fad ofad@tampabay.rr.com, Andy Rhinehart andy.rhinehart@shj.com, sports@shj.com, The State statesports@thestate.com, Greg McKinney gregmckinney4@home.com, Mark Cohen cohenm@wofford.edu, Phillip Stone stonerp@wofford.edu, Keith Scripc kscripc@fox21.com, Joe Dwyer jdwyer@collegeinsider.com, sports@greenvillenews.com, Jim Rice jrice@greenvillenews.com, Rudy Jones rjones@greenvillenews.com, newsroom@sportsticker.com, Thom Henson perryv@spartanburg.net, Eric Welch ewelch@csc.edu, Mandi Copeland mcopeland@socon.org, Phil Kornblut philtalk@aol.com, Rusty Rabon rrabon@ciu.edu, Tom Didato sports@chronicle-independent.com, Ron Wagner sports@hendersonvillenews.com, Rich Chrampanis 15sports@wpde.com, Greg Thome gthome@earthlink.com, WD Fisher onesports@abts.net, Thom Henson hensontm@wofford.edu, Paul Johnson pjohanson@wcyb.com, David Jackson jacksondm@appstate.edu, Bob Gillespie bgillespie@thestate.com, Tony Moss tmoss@sportsnetwork.com, Rick Henry rhenry@wis-tv.com, Geoff Hart gshart@hearst.com, Traci Tuohy traci.tuohy@sportsticker.com, Lou Monaco lou.monaco@sportsticker.com, Fred Cunningham fcunningham@wsps.com, Ken Griner kgriner@wsps.com, Bob Mihalic bmihalic@hearst.com, Phil Aldridge paldridg@fox21.com, ESPN ncaa@espn.com, Pete Iacobelli piacobelli@ap.org, Associated Press apcolumbia@ap.org, Adam Davis addavis@greenvillenews.com, Ann Green agreen@greenvillenews.com, Nate Ross nathanr@awod.com, Eric Gemunder iaapreview@hotmail.com, Ashley Jones amjones@foxsports.net, Steve Shutt sjshutt@yahoo.com, Mandi Copeland mansocon@aol.com, John Paquet jpaquet@cbs.com, Angela Lento alento@collegeinsider.com, Paul Gallant pgallant@islandtelecom.com, Malcolm DeWitt mdewitt@postandcourier.com, Post and Courier sportsdesk@postandcourier.com, Bill English BENGGLISH@gw.uscs.edu, Carrie Fellrath fellrathcr@wofford.edu, Jim Fair jim.fair@shj.com, Ralph Patterson rpatterson@1070sports.com, Zackery Kick zkick@1070sports.com, Mickey Plyler mplyler@1070sports.com, sports@andersonsc.com, news@collegesportsnews.com, Charlotte Observer obsports@charlotteobserver.com, Ward Clayton wardc@augustachronicle.com, Doug Mittler doug.mittler@sportsticker.com, Keith Lunsford klunsford@1070sports.com, Wendi Nix wendinix@hotmail.com, everett german everett_german@hotmail.com, Henry Bright journalscene@charleston.net, ralph wallace ralph.wallace@collegesportingnews.com, Kris Cook Kpccadno6@aol.com, csmedia@collegesportingnews.com, easmith@usatoday.com, Dave Link clink10379@aol.com, Jamie Kimbrough jkimbrough@foxsports.net, Jimmy Watt wattman_1@hotmail.com, Matt Park mattpark1@yahoo.com, Ric Garni Rgarni@wis-tv.com, Nat Newell nnewell@thestate.com, Newberry Observer sports@newberryobserver.com, editors@basketballamerica.com, Tom Hayes thayes@icbcs.com, Will Vandervort wvandervort@msmgmt.com, Florence Morning News sports@florencenews.com, Asheville Citizen-Times actsports@hotmail.com

The Wofford football team travels to The Citadel on Saturday. Kickoff is 2 p.m. at Johnson-Hagood Stadium in Charleston, S.C.

The following quotes from Wofford Head Coach Mike Ayers were taken at his weekly media luncheon:

On this past Saturday's 34-23 loss to No. 12-ranked Appalachian State...

"We gave up three big plays with the defense. Offensively, we were able to execute the plan that we thought we needed to. We moved the football very effectively with no turnovers. We had a couple of opportunities for some big plays and made it happen. We did a much better job in the kicking game which helped. Our defense played hard and stopped them for the most part versus the run. Appalachian, having the athletes they do, was able to get deep on us a few times and that was the difference in the ball game."

On the Terriers' outlook for the remainder of the season...

"We know that we have let a great opportunity in the first half of the season get by us. We had two ball games that, quite frankly, there is no doubt we should have won. Then we had our opportunity Saturday night against Appalachian. The thing we have got to do is try to focus and get better as a football team. There is a lot of great football left and if we can get squared away and do the things we are capable of doing, we can still have a successful season."

"There is a great deal to play for, when you look at four conference games and an SEC team (South Carolina). Out of those four Southern Conference teams, two of them are nationally ranked and three of them are probably some of our strongest rivals. Last, but not least, you are playing for pride. I really feel that our kids will continue to compete, practice, and prepare to become the best football team we can be."

On facing The Citadel this week...

"The thing that stands out the most is the effort those kids give. They are an attack style defense. They're going to bring it from every angle. They may take three guys and run them through the same gap sometimes. They feel they need to attack you and put you in a negative play. I am very impressed with the secondary, the way those kids are able to cover. They play a very disciplined zone. When you run the option, their safeties track the football extremely well. They are very physical. It's a football team that is playing extremely hard and very physical on both sides of the ball."

From: Mark Cohen cohenm@wofford.edu
Subject: Wofford Football Release and Stats
Date: February 18, 2002 at 10:40 AM

MC

To: Brian Binette brian.binette@sc.edu

Cc: Kerry Tharp kerryt@gwm.sc.edu, Julie St. Cyr stcyr@gwm.sc.edu, Michelle Schmitt mschmitt@gwm.sc.edu, Andrew Kitick Kitick@gwm.sc.edu, Cheryl Harden caharden@gwm.sc.edu, Wayne Lockwood wlockwood@thesunnews.com, Warren Peper wpeper@wcsc.com, Ward Clayton wardc@augustachronicle.com, Vern Verna vernv1@aol.com, Tracy Theo ttheo@uniondailytimes.com, Tony Barnhart tbarnhart@ajc.com, Tom Price THPRICE@MINDSPRING.COM, Todd Ellis tre@seslaw.com, The State statesports@thestate.com, Terry Chick tpchick@hotmail.com, Teddy Heffner theffner1@aol.com, Stan Olson solson@charlotte.com, Sports Department sports@greenvillenews.com, Scott Powers scott.powers@hostcommunications.com, Ryan Johnson (AOL) gamcockfan@aol.com, Ryan Clary clary4usc@yahoo.com, Rudy Jones rjones@greenvillenews.com, Ron Green, Jr. rgreenjr@charlotteobserver.com, Robby Evans sports@theitem.com, Rick Scoppe rscoppe@dellnet.com, Rick Scoppe rscoppe@greenvillenews.com, Rick Henry rhenry@wis-tv.com, Rick Garni rgarni@wis-tv.com, Phil Kornblut philtalk@aol.com, Pete Yanity pyanity@wsa.com, Pete Iacobelli piacobelli@ap.org, Paul Strelow paul.strelow@shj.com, Nat Newell nnewell@thestate.com, Mike Morgan mikem1400@aol.com, Michael Strickland mgstrick@mailbox.sc.edu, Michael Smith miksmitty@aol.com, Mark Quinn MAucoin@wis-tv.com, Mark Haselden mhaselden@florenceenews.com, Malcolm DeWitt mdewitt@postandcourier.com, Liz McMillan liz.mcmillan@hostcommunications.com, Larry Williams larrywill7@yahoo.com, Kevin Adams kadams@islandpacket.com, Keven Cohen kevcohen1@aol.com, Ken Burger kburger@postandcourier.com, Keith Scripc kscripc@fox21.com, John Solomon solomonjt@andersonsc.com, John Boyette jboyette@augustachronicle.com, Jim Streeter jstreeter@sc.rr.com, Jim Rice jrice@greenvillenews.com, Jim Fair jim.fair@shj.com, Jason Whitehead jason@thewebsitico.com, Greg Deal newsroom@indexjournal.com, Glenn Snyder gsnyderusc@aol.com, Geoff Hart GSHart@Hearst.com, Gary McCann gmccann@heraldonline.com, Ellen Parsons eparsons@gwm.sc.edu, Dexter Hudson spursusc@aol.com, DeWayne Peevy dpeevy@sec.org, Dennis Shumate dshumate@timesanddemocrat.com, David Caraviello dcaraviello@hotmail.com, Dave Neal dneal@foxsports.net, Dave Cacioppo dave.cacioppo@hostcommunications.com, Dan Schulze dschulze@bellsouth.net, Dan Foster dfoster@greenvillenews.com, Cory Curtis corybcurtis@hotmail.com, Chuck Dunlap cdunlap@sec.org, Chris Poore chris_poore@hotmail.com, Charlie Bennett ctbenett@charleston.net, Charles Bloom cbloom@sec.org, Casey Kane kanekc@andersonsc.com, Carlos Dawson carlos.dawson@hostcommunications.com, Brian Binette bbinette@gwm.sc.edu, Brad Huebner bahuebner@yahoo.com, Bond Nickles bond@gwm.sc.edu, Bob Shields sports@wltx.com, Bill Mitchell bill@thewebsitico.com, Associated Press apcolumbia@ap.org, The Website Co. usc_sports@thewebsitico.com, Tom Brown tbrown189_@hotmail.com, Todd Shanesy todd.shanesy@shj.com, Steve Shutt sshutt@socon.org, Mark Hauser hausersouth@aol.com, Pete Yanity pyanity@wsa.com, Jim Seay infohold@juno.com, Otto Fad ofad@tampabay.rr.com, Andy Rhinehart andy.rhinehart@shj.com, sports@shj.com, The State statesports@thestate.com, Greg McKinney gregmckinney4@home.com, Mark Cohen cohenm@wofford.edu, Phillip Stone stonerp@wofford.edu, Keith Scripc kscripc@fox21.com, Joe Dwyer jdwyer@collegeinsider.com, sports@greenvillenews.com, Jim Rice jrice@greenvillenews.com, Rudy Jones rjones@greenvillenews.com, newsroom@sportsticker.com, Thom Henson perryv@spartanburg.net, Eric Welch ewelch@csc.edu, Mandi Copeland mcopeland@socon.org, Phil Kornblut philtalk@aol.com, Rusty Rabon rrabon@ciu.edu, Tom Didato sports@chronicle-independent.com, Ron Wagner sports@hendersonvillenews.com, Rich Chrampanis 15sports@wpde.com, Greg Thome gthome@earthlink.com, WD Fisher onesports@abts.net, Thom Henson hensontm@wofford.edu, Paul Johnson pjohson@wcyb.com, David Jackson jacksondm@appstate.edu, Bob Gillespie bgillespie@thestate.com, Tony Moss tmoss@sportsnetwork.com, Rick Henry rhenry@wis-tv.com, Geoff Hart gshart@hearst.com, Traci Tuohy traci.tuohy@sportsticker.com, Lou Monaco lou.monaco@sportsticker.com, Fred Cunningham fcunningham@wsa.com, Ken Griner kgriner@wsa.com, Bob Mihalic bmihalic@hearst.com, Phil Aldridge paldrig@fox21.com, ESPN ncaa@espn.com, Pete Iacobelli piacobelli@ap.org, Associated Press apcolumbia@ap.org, Adam Davis addavis@greenvillenews.com, Ann Green agreen@greenvillenews.com, Nate Ross nathanr@awod.com, Eric Gemunder iaapreview@hotmail.com, Ashley Jones amjones@foxsports.net, Steve Shutt sjshutt@yahoo.com, Mandi Copeland mansocon@aol.com, John Paquet jpaquet@cbs.com, Angela Lento alento@collegeinsider.com, Paul Gallant pgallant@islandtelecom.com, Malcolm DeWitt mdewitt@postandcourier.com, Post and Courier sportsdesk@postandcourier.com, Bill English BENGISH@gw.uscs.edu, Carrie Fellrath fellrathcr@wofford.edu, Jim Fair jim.fair@shj.com, Ralph Patterson rpatterson@1070sports.com, Zackery Kick zkick@1070sports.com, Mickey Plyler mplyler@1070sports.com, sports@andersonsc.com, news@collegesportsnews.com, Charlotte Observer obsports@charlotteobserver.com, Ward Clayton wardc@augustachronicle.com, Doug Mittler doug.mittler@sportsticker.com, Keith Lunsford klunsford@1070sports.com, Wendi Nix wendinix@hotmail.com, everett german everett_german@hotmail.com, Henry Bright journalscene@charleston.net, ralph wallace ralph.wallace@collegesportingnews.com, Kris Cook Kpccadno6@aol.com, csnmedia@collegesportingnews.com, easmith@usatoday.com, Dave Link clink10379@aol.com, Jamie Kimbrough jkimbrough@foxsports.net, Jimmy Watt wattman_1@hotmail.com, Matt Park mattpark1@yahoo.com, Ric Garni Rgarni@wis-tv.com, Nat Newell nnewell@thestate.com, Newberry Observer sports@newberryobserver.com, editors@basketballamerica.com, Tom Hayes thayes@icbcs.com, Will Vandervort wvandervort@msmgmt.com, Florence Morning News sports@florenceenews.com, Asheville Citizen-Times actsports@hotmail.com

Attached in .pdf files are Wofford's football release and updated statistics for Saturday's game at South Carolina.

If you have any trouble with these files, just let me know. This information is also available on our web site (www.wofford.edu/athletics). If you prefer to have these documents faxed, we will be happy to accommodate you.

Thanks.

Mark Cohen
Associate AD/SID
Wofford College



WoffordFBNotes
-South...me.pdf

Wofford Overall Defensive Statistics (as of Oct 29, 2001)
All games

DEFENSIVE LEADERS	-----Tackles-----				-Sacks-		---Pass Def---			-Fumbles-	
	GP	Solo	Ast	Total	TFL/Yds	No-Yds	Int-Yds	BrUp	QBH	Rcv-Yds	FF
30 Matt Nelson	7	48	25	73	4-8	.	1-9	1	.	.	1
49 Robert Mathis	6	31	15	46	11-37	5-28	1-0	1	2	.	.
2 Hondre McNeil	7	30	15	45	5-34	5-34	.	2	2	.	1
48 Roland Harris	7	28	14	42	2-15	.	2-2	3	.	.	.
37 Chase Corn	7	24	16	40	7-32	3-25	.	.	3	.	1
90 Nathan Fuqua	7	26	13	39	9-30	4-22	.	1	3	.	.
97 Anthony Jones	7	29	6	35	15-51	7-33	.	2	2	.	1
24 Brandon Ladd	5	18	13	31	.	.	1-0	.	.	.	1
19 Ryan Steele	7	17	13	30	.	.	.	1	.	.	.
54 Jimmy Freland	6	23	7	30	3-8	1-6
25 Fred Washington	7	21	9	30	1-2	.	1-20	4	.	.	.
35 Al Clark	7	12	17	29	.	.	.	1	.	.	.
5 Derrick Ledford	7	23	5	28	2-4	1-2	.	.	.	1-0	.
94 Robert Trapp	7	17	8	25	6-11	3-6	.	.	.	1-0	.
95 John Pressley	7	15	7	22	5-18	3-13	.	1	1	1-0	1
6 Chris Edwards	6	15	6	21	.	.	.	6	.	.	.
53 Erik Hutchinson	6	12	2	14	1	.	.
11 Josh Brizendine	6	6	6	12	3-9	.	.	3	.	.	.
47 Shaun Davis	3	5	7	12
8 Craig Thomas	7	5	5	10
93 Scotty Dean	7	7	3	10
91 Bill Pryor	7	9	1	10	2-6	1-3	.	1	.	.	.
44 Timmy Thrift	3	5	5	10	2-3	.	.	1	2	.	.
40 Shaun Bennett	4	8	1	9	.	.	.	1	.	.	.
28 Eric Mick	7	6	3	9	.	.	.	1	.	.	.
46 Jordan Inman	7	5	3	8	1	.	.
45 LaRay Benton	4	8	.	8	2-5
10 Teddie Whitaker	7	3	4	7	2-12	2-12	.	.	1	2-3	.
54 Jimmy Freeland	1	5	1	6	1-5
98 Sean Patterson	6	5	1	6	2-11	2-11	.	1	.	.	1
50 Seth Golder	6	3	2	5	.	.	.	1	.	.	.
31 Brandon Smith	4	1	2	3
75 Lee Basinger	5	2	1	3	1-4	1-4	.	1	.	.	1
43 Steve Hoover	3	2	1	3
57 Josh Smith	2	2	1	3
56 Shane Fast	6	2	1	3
39 J. Wheeler	3	.	2	2
32 Jimmy Miner	7	1	.	1
7 Shaun Fogle	7	.	1	1
26 Ben Mungin	7	1	.	1
23 Darren Brown	7	1	.	1
92 Sherman Roberts	2	1	.	1	.	.	.	1	.	.	.
82 Jonathan Starks	7	.	1	1
96 Ben Whitney	3	1	.	1	1-3	1-3
Total.....	7	483	243	726	86-308	21-139	6-31	34	18	5-3	8
Opponents.....	7	379	188	567	53-189	11-93	2-0	13	2	7-66	7

Wofford Combined Team Statistics (as of Oct 29, 2001)
All games

RECORD:				OVERALL	HOME	AWAY	NEUTRAL
ALL GAMES				(3-4-0)	(2-1-0)	(1-3-0)	(0-0-0)
CONFERENCE				(2-3-0)	(1-1-0)	(1-2-0)	(0-0-0)
NON-CONFERENCE				(1-1-0)	(1-0-0)	(0-1-0)	(0-0-0)

DATE	OPPONENT	W/L	SCORE	ATTEND	TEAM STATISTICS	WOF	OPP
Sep 08, 2001	at Clemson	L	14-38	78000	FIRST DOWNS.....	145	127
Sep 22, 2001	CHARLESTON SOUTHERN	W	35-10	7214	Rushing.....	104	51
*Sep 29, 2001	at Chattanooga	L	26-29	7815	Passing.....	35	70
*Oct 6, 2001	VMI	W	59-14	9314	Penalty.....	6	6
*Oct 13, 2001	at Western Carolina	L	28-31	5020	RUSHING YARDAGE.....	1961	793
*Oct 20, 2001	APPALACHIAN STATE	L	23-34	9419	Yards gained rushing...	2239	1022
*Oct 27, 2001	at The Citadel	W	13-0	12127	Yards lost rushing.....	278	229
* denotes conference game					Rushing Attempts.....	411	256
					Average Per Rush.....	4.8	3.1
					Average Per Game.....	280.1	113.3
					TDs Rushing.....	22	7
					PASSING YARDAGE.....	843	1514
					Att-Comp-Int.....	97-55-2	214-132-6
					Average Per Pass.....	8.7	7.1
					Average Per Catch.....	15.3	11.5
					Average Per Game.....	120.4	216.3
					TDs Passing.....	3	9
					TOTAL OFFENSE.....	2804	2307
					Total Plays.....	508	470
					Average Per Play.....	5.5	4.9
					Average Per Game.....	400.6	329.6
					KICK RETURNS: #-YARDS...	25-449	32-740
					PUNT RETURNS: #-YARDS...	12-104	14-191
					INT RETURNS: #-YARDS...	6-31	2-0
					FUMBLES-LOST.....	16-7	8-5
					PENALTIES-YARDS.....	39-324	40-314
					PUNTS-AVG.....	34-42.5	33-37.8
					TIME OF POSSESSION/GAME..	32:12	27:48
					3RD-DOWN CONVERSIONS....	37/103	38/97
					4TH-DOWN CONVERSIONS....	14/21	3/11

PASSING	GP	Effic	Att-Comp-Int	Pct	Yds	TD	Lng	Avg/G
Travis Wilson	7	142.55	85-48-1	56.5	777	3	52	111.0
Nick Haughey	5	128.40	6-5-1	83.3	56	0	18	11.2
Trey Rodgers	2	54.20	2-1-0	50.0	1	0	1	0.5
Brandon Batson	7	0.00	1-0-0	0.0	0	0	0	0.0
Jeff Zolman	1	175.60	1-1-0	100.0	9	0	9	9.0
Jesse McCoy	7	0.00	1-0-0	0.0	0	0	0	0.0
TM	3	0.00	1-0-0	0.0	0	0	0	0.0
Total.....	7	135.79	97-55-2	56.7	843	3	52	120.4
Opponents.....	7	129.38	214-132-6	61.7	1514	9	71	216.3

RECEIVING	GP	No.	Yds	Avg	TD	Long	Avg/G
I. Goodpaster	7	13	337	25.9	2	52	48.1
Jesse McCoy	7	13	185	14.2	0	51	26.4
Marcus Gilmore	7	9	92	10.2	0	26	13.1
Curtis Nash	6	5	98	19.6	1	29	16.3
Melvin Jones	7	5	17	3.4	0	5	2.4
Ben Mungin	7	3	33	11.0	0	17	4.7
Ben Foster	7	2	31	15.5	0	23	4.4
Shiel Wood	6	2	23	11.5	0	14	3.8
Mike Jones	5	1	11	11.0	0	11	2.2
Tony Jefferson	3	1	9	9.0	0	9	3.0
D.J. Gaillard	6	1	7	7.0	0	7	1.2
Total.....	7	55	843	15.3	3	52	120.4
Opponents.....	7	132	1514	11.5	9	71	216.3

FIELD GOALS	FGM-FGA	Pct	01-19	20-29	30-39	40-49	50-99	Lg	Blk
Darren Brown	5-7	71.4	0-0	1-1	4-4	0-1	0-1	35	1

SCORING	TD	FGs	Kick	Rush	Rev	Pass	DXP	Saf	Points
Melvin Jones	7	0-0	0-0	0-1	0	0-0	0	0	42

INTERCEPTIONS	No.	Yds	Avg	TD	Long
Roland Harris	2	2	1.0	0	7
Robert Mathis	1	0	0.0	0	0
Fred Washington	1	20	20.0	0	20
Matt Nelson	1	9	9.0	0	9
Brandon Ladd	1	0	0.0	0	0
Total.....	6	31	5.2	0	20
Opponents.....	2	0	0.0	0	0

PUNTING	No.	Yds	Avg	Long	TB	FC	I20	Blkd
Jimmy Miner	34	1445	42.5	68	6	0	13	0
Total.....	34	1445	42.5	68	6	0	13	0
Opponents.....	33	1246	37.8	60	3	3	8	2

PUNT RETURNS	No.	Yds	Avg	TD	Long
Chris Edwards	7	72	10.3	0	32
Marcus Gilmore	4	10	2.5	0	7
Ryan Steele	1	22	22.0	1	10
Total.....	12	104	8.7	1	32
Opponents.....	14	191	13.6	1	56

KICK RETURNS	No.	Yds	Avg	TD	Long
Chris Edwards	13	246	18.9	0	43
Shiel Wood	4	71	17.8	0	24
Jesse McCoy	4	106	26.5	0	36
Mike Jones	2	13	6.5	0	9
Steve Prochak	1	2	2.0	0	0
J.R. McNair	1	11	11.0	0	11
Total.....	25	449	18.0	0	43
Opponents.....	32	740	23.1	0	76

ALL PURPOSE	G	Rush	Rec	PR	KOR	IR	Tot	Avg/G
Melvin Jones	7	0-0	0-0	0-1	0	0-0	0	0

Darren Brown	0	5-7	23-24	0-0	0	0-0	0	0	38
J.R. McNair	6	0-0	0-0	0-0	0	0-0	0	0	36
Jesse McCoy	3	0-0	0-0	0-0	1	0-0	0	0	20
Travis Wilson	2	0-0	0-0	0-0	0	1-1	0	0	12
I. Goodpaster	2	0-0	0-0	0-0	0	0-0	0	0	12
Curtis Nash	1	0-0	0-0	0-0	0	0-0	0	0	6

Melvin Jones	7	670	17	0	0	0	687	98.1
Jesse McCoy	7	304	185	0	106	0	595	85.0
J.R. McNair	7	371	0	0	11	0	382	54.6
I. Goodpaster	7	9	337	0	0	0	346	49.4
Chris Edwards	6	0	0	72	246	0	318	53.0
Total.....	7	1961	843	104	449	31	3388	484.0



Game 8

Wofford at South Carolina

November 3, 2001; 1 p.m.

Williams-Brice Stadium (80,250); Columbia, S.C.

This Week

The Wofford football team continues its three-week trek across the state when it travels to Columbia, S.C., to face the University of South Carolina.

The USC contest moved Wofford's previously scheduled Nov. 3 home game with East Tennessee State to Nov. 17 at 1:30 p.m. Wofford then worked with Youngstown State, the Terriers' original opponent on Nov. 17, to secure a replacement game for the Penguins.

The Terriers and Gamecocks will be meeting on the gridiron for the first time since a 26-0 USC win in 1957. It was the last of games in three consecutive years (1955-57) between Wofford and USC. The schools also met in 1952 and 1953.

This will also be Wofford's first game against an SEC opponent since a 1952 contest against Tennessee. South Carolina holds a 15-4 lead over Wofford in a series that began with a 10-0 Terrier victory in 1895. USC has won the last 11 games in the series with Wofford's last victory being a 20-0 decision in 1917.

Wofford is facing Clemson and South Carolina in the same season for the first time since 1933. The Terriers will also become the first team since NC State in 1991 to play at Clemson and South Carolina in the same year.

The Terriers held a pair of first-half leads before dropping a 38-14 decision to the Tigers in Death Valley in the Sept. 8 season opener. Wofford trailed just 24-14 with 10 seconds left in the third quarter.

South Carolina represents Wofford's sixth game in the last four years against a Division I-A opponent.

When Last in Action

Chase Corn had two sacks and a forced fumble to key a Terrier defensive effort that limited The Citadel to 174 total yards in a 13-0 Wofford victory in Charleston, S.C.

J.R. McNair rushed for a career-high 98 yards on 18 carries, including a 39-yard touchdown run to give Wofford a 7-0 lead with 11:24 left in the second quarter. It capped a 2-play, 57-yard scoring drive. **Travis Wilson** had an 18-yard keeper on the initial play of the series.

Following a **Matt Nelson** interception, **Darren Brown** kicked the first of his two field goals on the day, a 32-yard effort, with 6:11 left in the first half to give Wofford a 10-0 lead at the intermission.

Midway through the third quarter, Corn forced Bulldog quarterback **Mazzie Drummond** to fumble with **Derrick Ledford** making the recovery at The Citadel 19-yard line. It set up a Brown 35-yard field goal with 6:44 left in the third quarter, the only points of the second half, to give the Terriers their final margin of 13-0.

Wilson completed 3-of-7 passes for 32 yards while adding 59 yards rushing on seven carries. The Terriers had four players rush for at least 50 yards while totaling 285 yards on the ground and 317 overall.

Wofford (3-4, 2-3)

Sept. 8	at Clemson	14-38
Sept. 22	CHARLESTON SO.	35-10
Sept. 29	at Chattanooga*	26-29
Oct. 6	VMI*	59-14
Oct. 13	at Western Carolina*	28-31
Oct. 20	APPALACHIAN STATE*	23-34
Oct. 27	at The Citadel*	13-0
Nov. 3	at South Carolina	1:00
Nov. 10	at Furman*	3:00
Nov. 17	ETSU*	1:30
Nov. 24	GEORGIA SOUTHERN*	1:00

*SoCon game

South Carolina (6-2, 5-2)

Sept. 1	BOISE STATE	32-13
Sept. 8	at Georgia*	14-9
Sept. 20	at Mississippi State*	16-14
Sept. 29	ALABAMA*	37-36
Oct. 6	KENTUCKY*	42-6
Oct. 13	at Arkansas*	7-10
Oct. 20	VANDERBILT*	46-14
Oct. 27	at Tennessee*	10-17
Nov. 3	WOFFORD	1:00
Nov. 10	FLORIDA*	TBA
Nov. 17	CLEMSON	TBA

*SEC game

Key Notes

•Fullback and West Columbia native **Melvin Jones** (Airport High School) is the Terriers' leading rusher. He has topped the 100-yard mark three times in the last four weeks. He's on pace to become Wofford's first non-quarterback to rush for 1,000 yards since 1979.

•Quarterback **Travis Wilson** (Newberry, S.C.) needs just 23 yards to become Wofford's career passing leader.

•**Isaac Goodpaster**, who is legally blind, is Wofford's top receiver with 13 catches for 337 yards (25.9 avg.) and two touchdowns.

•Starting halfback **Ben Foster** is Wofford's Student Body President.

•Wofford is the smallest school in Division I-A or I-AA football with an enrollment of 1,100 students. The SAT average (1212) on campus is actually higher than the enrollment.

WOFFORD VS. SOUTH CAROLINA

Terriers on the Tube



Hosted by NewsChannel 7 Sports Director **Pete Yanity**, Wofford Football Illustrated can be seen on WASV-TV (sister station of CBS-affiliate WSPA) in the Spartanburg/Greenville/Asheville/Anderson market each Sunday at 12:30 p.m.

Wofford Football Illustrated also airs in nearly three million homes and eight states each Thursday at 5:30 p.m. on Comcast/Charter Sports Southeast (CSS). CSS will also be televising the Nov. 10 game at Furman.



Wofford Football Illustrated Local Cable Affiliates

Columbia Time Warner Cable
Tues., 7:30 p.m., Channel 10

Dining with The Coach

The Mike Ayers Media Luncheon is held each Monday at 11:30 a.m. in the Richardson Building on the Wofford campus.

All media members are invited. Players are available on request. Please notify Wofford SID **Mark Cohen** if you plan on attending.

Search for Wofford football on the web at:

www.wofford.edu/athletics

Terriers Heard Worldwide on the Web

Originating through AM 950 WSPA, Wofford football games are broadcast worldwide on the Internet with **Mark Hauser** on the play-by-play, **Thom Henson** the color commentary, and **Tom Brown** on sideline analysis.

SportsJuice.com brings the Terrier broadcasts to the web at www.sportsjuice.com.

Listeners can also pick up the game from anywhere in the country through TEAMLINE by dialing 1-800-846-4700 and then entering the access system. The Wofford code is 1099.



SoCon Teleconference

The Southern Conference holds a weekly teleconference throughout the season with the league's nine football coaches. The teleconference is open to members of the media each Tuesday from 10 a.m. - 11:03 a.m. Eastern time. Each coach will have seven minutes to make an opening statement and answer questions.

Time (Eastern)

10:00 - 10:07
10:07 - 10:14
10:14 - 10:21
10:21 - 10:28
10:28 - 10:35
10:35 - 10:42
10:42 - 10:49
10:49 - 10:56
10:56 - 11:03

Coach, School

Jerry Moore, Appalachian State
Ellis Johnson, The Citadel
Paul Hamilton, ETSU
Bobby Johnson, Furman
Paul Johnson, Georgia Southern
Donnie Kirkpatrick, Chattanooga
Cal McCombs, VMI
Bill Bleil, Western Carolina
Mike Ayers, Wofford

Media Telephone Number
(312) 470-7087
Password: SoCon
Group Leader: Steve Shutt



WOFFORD VS. SOUTH CAROLINA

When Last In Action

The following are the final statistics from Wofford's 13-0 win at The Citadel:

	<u>Wofford</u>	<u>The Citadel</u>
First Downs	17	10
Rushes - Yards	61 - 285	43 - 104
Passing Yards	32	70
Total Offense	317	174
Passes	8 - 3 - 0	15 - 8 - 1
Punts - Avg.	7 - 47.9	6 - 44.7
Fumbles - Lost	0 - 0	2 - 1
Penalties - Yards	12 - 76	5 - 29
Time of Possession	34:40	25:20

Wofford Individuals

Rushing

McNair 18-98, Wilson 7-59, McCoy 14-52, Jones 11-51, Fogle 7-33, Foster 1-1, Team 1-(2), Haughey 2-(7)

Passing

Wilson 7-3-0, 32 yards; Batson 1-0-0

Receiving

McCoy 2-20, Goodpaster 1-12

A Look Back

The following are the final statistics from South Carolina's 17-10 loss at Tennessee last week:

	<u>USC</u>	<u>Tennessee</u>
First Downs	14	15
Rushes - Yards	33 - 157	39 - 87
Passing Yards	108	211
Total Offense	265	298
Passes	28 - 14 - 0	23 - 14 - 1
Punts - Avg.	6 - 36.5	5 - 36.8
Fumbles - Lost	1 - 1	0 - 0
Penalties - Yards	10 - 50	6 - 60
Time of Possession	28:10	31:50

South Carolina Individuals

Rushing

Watson 17-75, Petty 5-31, Pinnock 8-19, Thomas 1-18, Alexander 1-10, Brewer 1-4

Passing

Petty 28-14-0, 108 yards

Receiving

Watson 5-36, Thomas 3-25, Spikes 3-16, Scott 2-28, Brewer 1-3

Average Size of Starting Lineups

	<u>Wofford</u>	<u>South Carolina</u>
Offensive Line*	6-2, 266	6-3, 294
Offensive Backs	5-11, 199	6-1, 223
Wide Receivers	6-0, 175	6-1, 213
Defensive Front	6-0, 272	6-4, 272
Linebackers	6-1, 213	6-3, 240
Secondary	5-11, 186	5-11, 209

*Includes tight end

Basic Formations

Wofford Offense: Wingbone

Wofford Defense: Multiple 50

South Carolina Offense: Multiple

South Carolina Defense: Multiple

Class Breakdown

Wofford Offense -

7 seniors, 4 juniors, 0 sophomores, 0 freshmen

South Carolina Defense -

7 seniors, 4 juniors, 0 sophomores, 0 freshmen

Wofford Defense -

4 seniors, 5 juniors, 1 sophomore, 1 freshman

South Carolina Offense

5 seniors, 5 juniors, 1 sophomore, 0 freshmen

The Head Coaches

Mike Ayers

Alma Mater: Georgetown (Ky.) '74

14th season at Wofford, 17th as a head coach

Record at Wofford: 80-69-1. Overall Record: 91-90-2.

Lou Holtz

Alma Mater: Kent State '59

3rd season at South Carolina, 30th as a head coach

Record at South Carolina: 14-17. Overall Record: 230-112-7.

Charting Wofford's Opponents

<u>Opponent (this week, last week)</u>	<u>Record</u>
Clemson (vs. Florida State, 21-14 at Wake Forest)	5-2
Charleston Southern (vs. ETSU, 16-39 at Elon)	4-4
Chattanooga (vs. The Citadel, 14-51 at Appalachian State)	2-5
VMI (vs. Appalachian State, 17-44 at Western Carolina)	1-6
Western Carolina (vs. Liberty, 44-17 vs. VMI)	5-3
Appalachian State (at VMI, 51-14 vs. Chattanooga)	5-3
The Citadel (at Chattanooga, 0-13 vs. Wofford)	1-6
South Carolina (vs. Wofford, 10-17 at Tennessee)	6-2
Furman (at Georgia Southern, Open)	6-1
ETSU (at Charleston Southern, 19-16 vs. Georgia Southern)	3-4
Georgia Southern (vs. Furman, 16-19 at ETSU)	7-1
Aggregate Record	45-37

The Head Coach

Mike Ayers, the 2000 SoCon Coach of the Year, became Wofford football's all-time winningest coach in the 35-10 win over Charleston Southern (Sept. 22).

Ayers, now with 80 victories, broke the previous mark of 77 wins held by **Conley Snidow** (1953-66).

A native of Cincinnati, Ohio, Ayers was named the SoCon Coach of the Year from the league coaches and media last season after guiding the Terriers to a 7-4 record and Top 25 national ranking.

Ayers is also a two-time Kodak Region Coach of the Year after leading the Terriers to NCAA playoff appearances in 1990 and 1991.

Hello Neighbor

The 2001 campaign marks the 22nd consecutive year that Wofford Head Coach **Mike Ayers** and his offensive coordinator and neighbor **Wade Lang** are together in football.

Ayers and Lang not only have their offices side-by-side, they also live across the street from each other.

In 1980, when Ayers came to Wofford as an assistant coach, Lang was in his sophomore year. When Ayers left for the defensive coordinator position at East Tennessee State in 1983, Lang joined him in Johnson City as a graduate assistant before being elevated to a full-time position in 1985.

They both returned to Wofford in 1988 when Ayers was named the Terriers' head coach. He brought Lang with him as the quarterback coach. Lang then took over the offensive coordinator duties in 1990.

A Presidential Flavor to the Wofford Staff

Retired Wofford College President **Dr. Joe Lesesne** has joined the Terrier football staff as a volunteer assistant coach working with the tight ends.

Lesesne retired last year after a distinguished 28-year tenure as just the ninth president in the 147-year history of Wofford.

Lesesne is no stranger to football. Upon arriving at Wofford in 1964 as a history professor, he served four years (1965-68) as an assistant football coach for the Terriers under Head Coach **Conley Snidow** and later **Jim Brakefield**. Lesesne also coached one season at Abbeville (S.C.) High School.

Lesesne has also returned to the classroom this fall, teaching a course in South Carolina history.

Another former assistant coach of note is current Mayor of Spartanburg **James Talley**, who served as the Terrier wide receiver coach from 1981-93. His final season at Wofford coincided with his first year as mayor.

Strength of Schedule

•The Sept. 21 announcement of Wofford's revised football schedule meant that the nation's most-difficult slate in Division I-AA got tougher.

After helping Youngstown State find a replacement game for a scheduled Nov. 17 contest, the Terriers added South Carolina.

This year's schedule has the Terriers taking on SoCon and national powers Georgia Southern, Furman, and Appalachian State in addition to non-conference matchups at Clemson and South Carolina. Wofford competes in the Southern Conference, the country's strongest I-AA football league.

•Wofford faced four I-AA playoff teams (Lehigh, Georgia Southern, Appalachian State, and Furman) as well as Division I-A Louisiana-Monroe last year.

•The Terriers were one of just three I-AA teams to face two I-A opponents during the 1999 campaign.

•In 1998, Wofford faced the nation's eighth-most difficult schedule as the 11 opponents combined for a .563 winning percentage.

Did You Know?

•An anonymous donor recently committed \$100,000 toward the creation of an endowed scholarship in honor of Wofford Head Coach **Mike Ayers**.

•Ayers is a black belt in karate and an accomplished sketch artist.

2001 Southern Conference Standings

Team	CONFERENCE			OVERALL		
	W	L	Pct.	W	L	Pct.
Furman	5	0	1.000	6	1	.857
Georgia Southern	5	1	.833	7	1	.875
Appalachian State	4	2	.667	5	3	.625
Western Carolina	4	2	.667	5	3	.625
Wofford	2	3	.400	3	4	.429
East Tennessee State	2	3	.400	3	4	.429
VMI	1	4	.200	1	6	.143
Chattanooga	1	4	.200	2	5	.286
The Citadel	0	5	.000	1	6	.143

This Week:

Wofford at South Carolina, 1 p.m.

*Appalachian State at VMI, 1 p.m.

East Tennessee State at Charleston Southern, 1:30 p.m.

Liberty at Western Carolina, 2 p.m.

*Furman at Georgia Southern, 3:30 p.m.

*The Citadel at Chattanooga, 7 p.m.

Last Week:

***Wofford 13, The Citadel 0**

*East Tennessee State 19, Georgia Southern 16

*Appalachian State 51, Chattanooga 14

*Western Carolina 44, VMI 17

**Southern Conference game*

Wofford has topped the Southern Conference in its graduation rate for football players all four years since joining the league in 1997.

Terrier Football Ranks in the Top 10

In the 2000 NCAA Graduation Rate Report, Wofford ranks in a tie for seventh among Division I members in its graduation rate for football players.

<i>Rank/School</i>	<i>Student-Athletes Graduation Rate</i>
1. Duke	91 percent
2. Northwestern	88 percent
3. Richmond	86 percent
New Hampshire	86 percent
5. Stanford	83 percent
Lehigh	83 percent
7. Wofford	82 percent
Notre Dame	82 percent
William & Mary	82 percent
10. Holy Cross	80 percent

Wofford Among National Leaders

Wofford places in a tie for 10th in the nation among Division I members in its graduation rate for student-athletes.

The information listed below was taken from the 2000 NCAA Graduation Rate Report:

<i>Rank/School</i>	<i>Student-Athletes Graduation Rate</i>
1. Northwestern	92 percent
2. Duke	91 percent
Georgetown	91 percent
4. Lehigh	90 percent
Manhattan	90 percent
6. Bucknell	89 percent
Notre Dame	89 percent
Stanford	89 percent
9. Loyola (Md.)	86 percent
10. Wofford	85 percent
La Salle	85 percent
12. Dayton	84 percent
New Hampshire	84 percent
Providence	84 percent
15. Boston College	83 percent
Richmond	83 percent
Siena	83 percent
William & Mary	83 percent
19. Xavier	83 percent
20. Colgate	82 percent
Holy Cross	82 percent

1212 vs. 1100

Wofford College boasts a higher SAT average (1212) than enrollment (1100).

Wofford and the NFL

Wofford College is the summer training camp site for the Carolina Panthers of the National Football League.

Rising Through the Ranks

Wofford College is in its seventh season on the Division I-AA level.

The Terriers also competed for seven years in Division II (1988-94). Prior to 1988, Wofford was an NAIA member.

About Wofford

•Located in Spartanburg, S.C., Wofford is one of only five independent colleges and universities to have a Phi Beta Kappa chapter in the Carolinas (Davidson, Duke, Furman, and Wake Forest are the others).

•Wofford is one of just three Division I colleges or universities to have the nickname Terriers. The others are Boston University and St. Francis (N.Y.).

•Founded in 1854, Wofford has an enrollment of 1,100, making it the smallest school in NCAA Division I-A or I-AA football.

•With 1,100 students, Wofford is the second smallest school in Division I. Only Centenary (La.) is smaller with 850 students. However, the Gentlemen do not field a football team.

•Famous Wofford graduates include Carolina Panther owner and founder **Jerry Richardson** and Air Force Head Football Coach **Fisher DeBerry**.

•Wofford ranks No. 1 among national liberal arts colleges in "operating efficiency," providing a quality education while spending relatively less.

In the 2000 NCAA Division I Graduation Rate Report, Wofford is the only school in the nation to rank in the Top 10 in all four categories: overall student-athlete graduation rate as well as those for the football, men's basketball, and women's basketball teams.

"There are no junk courses at Wofford that we could see, and we would certainly match its course of study with that of any school in the Ivy League."

National Review's Guide to the
Best Liberal Arts Colleges
"America's Top 50 Liberal Arts Schools"

The Difference Maker

•Wofford's offensive success starts with quarterback **Travis Wilson**, a preseason All-SoCon selection by the league coaches.

•A senior from Newberry, S.C., Wilson needs just 23 yards to become Wofford's career passing leader. His total of 3,816 yards in the air trails only the 3,838 of **Carter Davis** (1971-74). Wilson is also on pace for 6,825 yards of total offense, which would place him behind only **Shawn Graves** (7,067, 1989-92).

•Wilson has the longest streak of consecutive starts by a Terrier with 35. He has started every game since the week six contest against Western Carolina as a freshman in 1998.

Career Total Offense

1. 7,067 - Shawn Graves, 1989-92
2. **6,201 - Travis Wilson, 1998-**
3. 3,719 - Warren Whittaker, 1963-66
4. 3,703 - Ricky Satterfield, 1972-75
5. 3,665 - Ted Phelps, 1965-68

Single-Season Total Offense

1. **2,157 - Travis Wilson, 1999**
2. **1,982 - Travis Wilson, 2000**
3. 1,916 - Carter Davis, 1973
4. 1,864 - Shawn Graves, 1991
5. 1,852 - Harold Chandler, 1970

Career Passing Yards

1. 3,838 - Carter Davis, 1971-74
2. **3,816 - Travis Wilson, 1998-**
3. 3,376 - Chuck Fraser, 1984-87
4. 3,085 - Harold Chandler, 1967-70
5. 2,517 - Warren Whittaker, 1963-66

Single-Season Passing

1. 1,610 - Harold Chandler, 1970
2. 1,398 - Carter Davis, 1973
3. **1,221 - Travis Wilson, 1999**
4. 1,215 - Chuck Fraser, 1986
5. **1,203 - Travis Wilson, 2000**

•Over the last six games, Wilson has completed 60.0 percent of his passes (42-of-70 for 741 yards) while averaging 17.6 yards per completion.

•He places third on the Terriers with 316 yards rushing, including a season-best 86 yards on 16 carries at Clemson.

•Wilson has thrown just one interception in his last 88 attempts dating back to last season. Going back to the 1999 campaign, Wilson has thrown just eight picks over the last 27 games and 107 quarters.

•He ranks second all-time at Wofford in completion percentage (55.5), trailing only **Harold Chandler** (56.1, 1967-70).

•Wilson set a Wofford single-season mark in 1999 with a 64.5 completion percentage, just shy of the SoCon's single-season record of 64.7 (**Braniff Bonaventure**, Furman, 1996).

•Wilson is planning on joining the Terrier baseball team at the close of the season.

The Real McCoy

•Halfback **Jesse McCoy** is a big-play weapon in Wofford's offense.

The 1999 SoCon Freshman of the Year averages 9.4 yards each time he touches the ball from the line of scrimmage in his career.

•McCoy gave the Terriers a 7-0 lead at Clemson when he scored on a 26-yard touchdown run on a 4th-and-1 play on Wofford's opening drive.

•McCoy became the first player in Wofford history to go over 100 yards rushing and 100 yards receiving in the same game when he ran for 114 yards on nine carries and had three receptions for 115 yards and two touchdowns in last year's 40-31 win over Western Carolina.

•McCoy had 155 yards on his first four touches against the Catamounts and each of his first six touches resulted in at least 10 yards: 73, 21, 28, 33, 10, and 15 yards.

•McCoy's 7.4 career per carry average is a Wofford record, breaking the previous mark of 7.0 by former quarterback great **Shawn Graves** (1989-92).

•McCoy is the Terriers' second-leading receiver this season with 13 catches for 185 yards (14.2 avg.).

•A native of Acworth, Ga., McCoy has 4.36 speed and has added 30 pounds since first arriving at Wofford.

The Best of McCoy

The top four rushing performances of **Jesse McCoy's** collegiate career have seen him average at least 12.4 yards per carry in those contests.

The games listed below also represent his four career 100-yard games:

Opponent	Att.	Yds.	Avg.	TD
WCU* (10/16/99)	11	136	12.4	2
UTC (10/2/99)	9	134	14.9	0
VMI (10/7/00)	9	133	14.8	3
WCU^ (10/14/00)	9	114	12.7	0

*McCoy also had a 59-yard TD reception

^McCoy added three receptions for 115 yards and two touchdowns.

Familiar Faces

Wofford's starting halfbacks are definitely familiar with each other.

Jesse McCoy and **Ben Foster** were teammates at Harrison High School in Kennesaw, Ga.

Terrier punter **Jimmy Miner**, an All-SoCon selection last season, is also a Harrison graduate.

Just Call Him Joe College...

The following is an inside look at Terrier starting halfback **Ben Foster**:



Ben Foster

•Wofford's Student Body President

•The Division I-AA representative and one of just two student-athletes in the nation to be named to the NCAA Division I Football Issues Committee

•The Southern Conference representative on the NCAA Student-Athlete Advisory Council

•Dean's List student majoring in biology

•Team Captain

•Selected to the 2000 Verizon Academic All-District team

•Has topped all Terrier halfbacks in knockdown blocks the last two seasons

Away from the Gridiron

•Big Brothers and Sisters Foundation

-Serve as a role model and work as a peer tutor and contact person for guidance counselors at junior high schools in the event a student would need additional assistance

•Summer Youth Institute

-Program Director and Coordinator in teaching non-violent ways to youth ages 12-to-15

•Habitat for Humanity

-Recruited 20 fellow students to assist in the construction of a home for low-income residents of Spartanburg

•Stop The Violence Collaboration

-20-to-25 hours a week is spent each summer working with community development and local youth/problem teens

WOFFORD VS. SOUTH CAROLINA

Terrier on a Run

•Wofford fullback **Melvin Jones** (West Columbia, S.C.; Airport High School) recently had a string of three straight career-high rushing performances, averaging 144.7 yards per game in that stretch:

<u>Date</u>	<u>Opponent</u>	<u>Att.</u>	<u>Yds.</u>	<u>Avg.</u>	<u>TD</u>
Oct. 6	VMI	15	121	8.1	1
Oct. 13	Western Carolina	21	145	6.9	3
Oct. 20	Appalachian State	27	168	6.2	2
Totals		63	434	6.9	6

•The 168 yards by Jones against Appalachian State is even more impressive when considering how the Mountaineers contained the last two winners of the Walter Payton Award (the Division I-AA equivalent of the Heisman Trophy). Listed below are comparative numbers this season against the Mountaineer defense:

<u>Name</u>	<u>Att.</u>	<u>Yds.</u>	<u>Avg.</u>	<u>TD</u>
Melvin Jones, Wofford	27	168	6.2	2
Adrian Peterson*, Ga. Southern	19	71	3.7	0
Louis Ivory^, Furman	18	40	2.2	1

*1999 Payton Award winner

^2000 Payton Award winner

•With 670 yards rushing thus far (95.7 per game), Jones is on pace for 1,053 which would make him Wofford's first 1,000-yard rusher since quarterback **Lamond Smith** ran for 1,267 in 1994. Wofford hasn't had a non-quarterback run for 1,000 yards since **Lenny Best** totaled 1,120 yards in 1979.

•The three consecutive 100-yard games by Jones were the most since Smith had five straight 100-yard efforts to close the 1994 season.

•The 168 yards by Jones against Appalachian State were the most by a Terrier fullback in the 14-year tenure of Head Coach **Mike Ayers**, bettering the previous mark of 155 (**Miles Lane**, vs. Samford, 1996).

•Jones' 168 yards versus Appalachian State represented the top game by a Terrier since **Shaun Fogle** had 193 yards last year at East Tennessee State (Nov. 4).

•The three touchdowns by Jones at Western Carolina were the most in a game since Fogle at ETSU.

The Two-Headed Monster

Fullbacks **Melvin Jones** and **J.R. McNair** are Wofford's top two rushers with 670 and 371 yards, respectively. They combine to give Wofford 148.7 yards per game rushing from the fullback position and 13 of the Terriers' 26 touchdowns on the year.

Listed below are their combined rushing totals from each game:

<u>Opponent</u>	<u>Att.</u>	<u>Yds.</u>	<u>Avg.</u>	<u>TD</u>
Clemson	24	120	5.0	0
Charleston So.	27	170	6.3	2
Chattanooga	29	78	2.7	2
VMI	24	142	5.9	2
Western Carolina	31	207	6.7	4
Appalachian State	32	175	5.5	2
The Citadel	29	149	5.1	1
Totals	196	1,041	5.3	13

Record Crowds

The attendance of 78,000 at Clemson (Sept. 8) represented the largest crowd to ever see a Wofford athletic event.

The former mark was the 60,000 that turned out for the Terriers' previous trip to Clemson in 1981. This year's record at Death Valley is expected to be eclipsed Saturday in Columbia.

That's My Brother

Wofford fullback **Melvin Jones** is the younger brother of former Gamecock running back **Kevin Jones** (1985-89).

New Rivals

Saturday's football game in Columbia is just a prelude to another key athletic battle later this month between Wofford and South Carolina.

The Terriers will host the Gamecocks in a Nov. 28 men's basketball game in Spartanburg. It will be USC's first visit to Wofford since the 1956-57 campaign. Eight of the last nine meetings in the series have taken place in Columbia. A 1984-85 contest was played in Charleston.

South Carolina's Team

This year's schedule has Wofford playing only two games (Chattanooga and Western Carolina) outside the state of South Carolina.

Nine of Wofford's 11 contests are inside the Palmetto State's border. The Terriers are currently in the midst of three consecutive in-state road games (The Citadel, South Carolina, Furman).

Honorary I-A Members

South Carolina represents Wofford's sixth game in the last four years against a Division I-A opponent.

The Terriers' first game in that stretch was a tough 29-27 loss at Marshall in the 1998 season finale. It came in the same year that USC dropped a 24-21 decision to the Herd in the season opener in Columbia. Wofford saw its bid for an upset at Marshall fall short when a 29-yard field goal was blocked with just over three minutes to play.

Listed below are Wofford's Division I-A games since the reclassification in 1982:

<u>Year</u>	<u>Opponent</u>	<u>Score</u>
1998	Marshall	27-29
1999	Middle Tennessee	42-52
1999	La.-Lafayette	34-37 (OT)
2000	La.-Monroe	24-6
2001	Clemson	14-38

Football Anyone?

Nearly one out of every six males on the Wofford campus play on the football team.

The Wofford student body of 1,100 is divided equally between 550 males and 550 females. This year's Terrier football roster has 93 players.

With roughly 300 student-athletes on campus, more than 25 percent of Wofford's student body is on an athletic team.

Shutting Them Down

Wofford has allowed 14 points or less in its three victories this season.

Wofford POTW

The following are Wofford's Players of the Week from each game:

<u>Opponent</u>	<u>Offense</u>	<u>Defense</u>
Clemson	J.R. McNair	Matt Nelson
Charleston Southern	Melvin Jones	Robert Mathis
Chattanooga	Curtis Nash	Hondre McNeil
VMI	Travis Wilson	Roland Harris
Western Carolina	Melvin Jones	Nathan Fuqua
Appalachian State	Chad Bentley	Matt Nelson
The Citadel	J.R. McNair	Chase Corn

Five Terriers Receive Preseason All-SoCon Honors

Five Wofford College football players received preseason All-Southern Conference honors from the league coaches.

Placekicker **Darren Brown** and nose tackle **Nathan Fuqua** were named to the first team while outside linebacker **Al Clark**, offensive tackle **J.C. Neel**, and quarterback **Travis Wilson** were second-team selections.

More Fuqua

With 32 tackles for loss in less than three full seasons at Wofford, including 18 last year, nose tackle **Nathan Fuqua** is on pace to easily become the Terriers' career leader in that category.

Brian Bodor, a consensus All-America selection last year, holds that mark with 38.

Fuqua has been an All-SoCon selection in each of his first two seasons with the Terriers.

Defensive Pressure

Wofford had three sacks of Clemson quarterback **Woodrow Dantzler** in a five-play third-quarter sequence and a total of four sacks on the day against the Heisman Trophy candidate.

The Sack Men

•In back-to-back games this year, a Wofford player tied the school's single-game sack record.

•Outside linebacker **Hondre McNeil** had sacks on three consecutive plays at Chattanooga (Sept. 29). After his first sack resulted in a safety, McNeil then recorded sacks on the first two snaps of the Mocs' ensuing series.

McNeil was making his first start in over a year. He was sidelined in week three of last season by a torn ACL.

•Inside linebacker **Robert Mathis** had three sacks en route to earning SoCon Defensive Player of the Week honors in the 35-10 win over Charleston Southern (Sept. 22).

Defensive Improvements

The following shows Wofford's improvement defensively from last season:

Year	Rush. Yds.	Pass. Yds.	Tot. Offense
2000	149.3	242.5	391.8
2001	113.3	216.3	329.6

The Terriers are allowing 62.2 yards per game fewer than a year ago.

Seeing the Ball

Isaac Goodpaster, Wofford's leading receiver, is legally blind with 20/200 vision.

Goodpaster is seeing the ball well enough, though, to post a team-best 13 catches for 337 yards (25.9 avg.) and two touchdowns.

Goodpaster accounts for 40.0 percent of Wofford's receiving yards this season.

The next closest Terrier to Goodpaster's 337 receiving yards is **Jesse McCoy** with 185.

A junior from Mt. Sterling, Ky., Goodpaster had just one reception for two yards entering the 2001 campaign.

Academic Dominance

With six selections, Wofford dominated the 2000 Verizon Academic All-District Team.

No other school, which combines Division I-A and I-AA members in a five-state region, had more than three players named to the team. To be eligible, a player must have a 3.2 cumulative grade-point average.

Defensive tackle **Brian Bodor**, outside linebacker **Chase Corn**, halfback **Ben Foster**, center **Bailey King**, strong safety **Brandon Ladd**, and offensive guard **Eric Nash** represented Wofford last year.

The Terriers have nine players nominated this year, including seven starters and two key second-team performers (offensive tackle **Jesse Blackburn**, placekicker **Darren Brown**, Corn, Foster, King, Ladd, inside linebacker **Derrick Ledford**, running back **J.R. McNair**, and Nash).

The Plus and Minus

Wofford has committed just one turnover and is a +6 in the turnover department in its three wins.

In four losses, the Terriers have eight turnovers and are a -4 in turnover ratio.

On The Offensive

Wofford is averaging 400.6 yards per game offensively, 71.0 yards more than its opposition (329.6).

The Terriers are also averaging 28.3 points per game.

Homecomings

Wofford's Columbia-area natives include starting fullback and leading rusher **Melvin Jones** (West Columbia, Airport HS), long snapper **Jonathan Starks** (Columbia, Fairfield-Central HS), and outside linebacker **Seth Golder** (Lexington, Lexington HS).

An Inspirational Story

•Preseason All-America placekicker **Darren Brown** was born without a left arm below the elbow.

The senior from Hendersonville, N.C., set a SoCon record for field-goal accuracy last year as he connected on 12-of-14 attempts (85.7 percent). The 12 field goals also tied a Wofford single-season mark.

•Brown is 5-of-7 on field goals this season and 23-of-24 on PATs.

•As a freshman, Brown executed a successful surprise onside kick in which he made the recovery against Chattanooga.

Ray Guy, Jr.?

In addition to All-SoCon placekicker **Darren Brown**, the Terriers also have an All-League selection at punter in sophomore **Jimmy Miner**.

Miner tops the SoCon and ranks fifth nationally in Division I-AA with his average of 42.5 yards on 34 attempts. The two longest punts of his career came in last week's game at The Citadel as he had boots of 67 and 68 yards on the way to a 47.9 average on seven kicks.

Miner also had a 43.5 mark on six attempts at Clemson.

Air Ayers

•Wofford is averaging 15.3 yards per pass completion this season.

In the last six games, **Travis Wilson** is averaging 17.6 yards per completion. He has hit on 42-of-70 attempts (60.0 percent) for 741 yards with two touchdowns and one interception in that stretch.

•**Isaac Goodpaster** is averaging 25.9 yards with his team-high 13 receptions for 337 yards.

•Wofford threw the ball just 13.5 times per game last season, but averaged 16.6 yards with each completion.

Air Wilson

•The development of Wofford's passing game is traced through senior quarterback **Travis Wilson**.

In the year prior to his arrival (1997), which also represented the Terriers' first season of SoCon play, Wofford's top receiver on the year had five receptions (**Larry Windham**) while the leader in receiving yards totaled 64 (**Jeff Scott**).

•Wilson needs just 23 yards to become Wofford's all-time leading passer and is on pace to throw for over 4,000 yards in his career.

Recapping Clemson

•Wofford's 276 yards rushing against Clemson represented the second-highest total surrendered in the three-year tenure of Tiger Head Coach **Tommy Bowden**. It was surpassed only by the 286 yards posted by Virginia Tech in 1999.

•Buoyed by a 204-yard rushing performance, Wofford outgained Clemson by a 219-to-211 margin in the first half. The Terriers also held an 18:27-to-11:33 edge in time of possession.

•The Terriers built first-half leads of 7-0 and 14-7. Wofford still trailed just 24-14 with 10 seconds left in the third quarter.

•Wofford posted four sacks and an interception against Heisman Trophy candidate **Woodrow Dantzler**. The Terriers had three of their sacks in a five-play sequence of the third quarter. Dantzler was also held to 55 yards rushing on 13 carries.

•The Terriers forced a total of three Tiger turnovers.

•Wofford's performance produced the first boos in Death Valley during the Bowden era.

What The Tigers Were Saying...

"Wofford whipped us in the first half. We got our fannies kicked by them. Wofford simply took it to us. I'd rather play the Green Bay Packers."

Reggie Herring

Clemson Defensive Coordinator

"I tip my hat to the Wofford Terriers. They came out flying around and playing hard. We knew they would. That's a really good football team."

Will Merritt

Clemson Offensive Guard

"Wofford had great execution. They ran hard and they're very good."

Chad Carson

Clemson Linebacker

"Wofford was a good team. We knew we would have to come out ready to play to beat them. A lot of people thought that because they were a I-AA school that we would run all over them, but we knew better than that. We knew it would be a 60-minute game. Wofford is as good as half the teams in the ACC."

Woodrow Dantzler

Clemson Quarterback

"Travis Wilson is better than some of the ACC quarterbacks we've faced."

Nick Eason

Clemson Defensive Tackle

Going for It

The entire field is four-down territory for Wofford as the Terriers are 14-of-21 (66.7 percent) on fourth-down attempts this season, including 7-of-8 over the last two games. Among the fourth-down highlights this fall:

•In the first quarter of last week's game at The Citadel, **Melvin Jones** ran for six yards and a first down on a 4th-and-2 at the Terriers' own 32-yard line.

•Trailing 22-19 with 2:49 to play at Chattanooga, Wofford faced a 4th-and-4 at the Moc 21-yard line. The Terriers went for it and **Ben Foster** carried seven yards for a first down. Wofford eventually scored a go-ahead touchdown with 1:14 left.

Wofford was also successful on a 4th-and-1 at its own 29-yard line on the second series of the Chattanooga game. **Travis Wilson** ran 10 yards for a first down.

•At Clemson, the Terriers had a 4th-and-1 at the Tiger 26-yard line on their opening series. **Jesse McCoy** carried around right end for a touchdown and an early 7-0 Wofford lead.

The Terriers were 15-of-27 (55.6 percent) on fourth-down attempts last season and 24-of-39 (61.5 percent) in 1999.

Top Terriers

Listed below are Wofford's top rushing performances this season:

Name	Opponent	Yards
Melvin Jones	Appalachian State	168
Melvin Jones	Western Carolina	145
Melvin Jones	VMI	121
J.R. McNair	The Citadel	98
Melvin Jones	Charleston So.	88
Travis Wilson	Clemson	86
J.R. McNair	Charleston So.	82
Jesse McCoy	Charleston So.	75

Breaking Down the Wingbone

Wofford has rushed the ball on 80.9 percent (411-of-508) of its plays this season. The fullback position has carried the ball on 47.7 percent (196-of-411) of the running plays and 38.6 percent of all plays (196-of-508).

Spreading the Wealth

Wofford rushes for 280.1 yards per game with four players averaging at least 43.4 yards:

Name	Att.	Yds.	Avg.	T.D.
Melvin Jones, FB	124	670	5.4	7
J.R. McNair, FB	72	371	5.2	6
Travis Wilson, QB	85	316	3.7	2
Jesse McCoy, HB	56	304	5.4	3

As a team, the Terriers average 4.8 yards per rushing attempt.

So Close

With three-point losses to Chattanooga (29-26) and Western Carolina (31-28), Wofford is just eight points away from being 5-2 overall and 4-1 in the SoCon.

Among the League Leaders

The following are key SoCon rankings for Wofford and its players:

Name/Category	Average	Ranking
Jimmy Miner	42.5 punting avg.	1st!
Melvin Jones	95.7 rushing ypg	3rd*
Travis Wilson	142.6 QB rating	3rd
Travis Wilson	156.1 tot. off. pg	2nd
Travis Wilson	111.0 passing ypg	5th
Isaac Goodpaster	48.1 receiving ypg	5th
Rushing Offense	280.1 ypg	2nd^
Total Offense	400.6 ypg	2nd*
Scoring Offense	28.3 points pg	3rd&
Rushing Defense	113.3 ypg	2nd#
4th-Down Conv.	66.7% (14-of-21)	2nd
Opp. 4th-Down	27.3% (3-of-11)	1st
Time of Poss.	32:12	3rd
Fewest Pen. Yards	46.3 ypg	3rd

!Ranks 5th in Division I-AA

*29th nationally in Division I-AA

^3rd in Division I-AA

&41st in Division I-AA

#23rd in Division I-AA

WOFFORD VS. SOUTH CAROLINA

One Busy Coach

Wofford assistant football coach **Freddie Brown** served a coaching internship with the Carolina Panthers during their training camp at Wofford this summer.

Brown worked with the Panther running backs as part of a Minority Coaching Fellowship with the team and the National Football League.

A 1991 Wofford graduate, Brown was a four-year letterman as a running back for the Terriers. He rushed for 1,112 yards and eight touchdowns in his career. The Charlotte, N.C., native is in his third year as an assistant football coach at his alma mater in addition to being Wofford's head track coach.

Spartanburg's Team

•The eight Spartanburg natives on this year's roster represent the highest total at Wofford in the 14-year tenure of Head Coach Mike Ayers.

The local Terriers with their high school in parentheses are: **Al Clark** (Dorman), **Chase Corn** (Dorman), **Matt Flynn** (Dorman), **Trevor Hray** (Spartanburg), **Curtis Nash** (Dorman), **Steve Prochak** (Spartanburg), **Trey Rodgers** (Dorman), and **Shiel Wood** (Spartanburg).

•Nash quarterbacked Dorman to the state championship game in 1999 while Rodgers, his successor, led the Cavaliers to the state title last year.

Coaching Stability

Head Coach **Mike Ayers** is in his 14th season at Wofford. His assistant coaches have also been a model of stability:

Off. Coordinator **Wade Lang*** (14th year)
Off. Line Coach **Drew Watson** (12th year)
Kicking Coach **Lee Hanning** (12th year)
Def. Coordinator **Nate Woody*** (11th year)
Def. Line Coach **Jack Teachey** (8th year)
Wide Receiver Coach **Bruce Lackey** (7th year)
Outside LB Coach **Thomas Neel** (4th year)
RB Coach **Freddie Brown*** (3rd year)
Secondary Coach **Terry Lantz** (2nd year)
Tight End Coach **Joe Lesesne^** (1st year)

*Wofford graduate and four-year letterman

^Served as Wofford's president for 28 years (1972-2000)

Familiar Names

Freshman wide receiver and kick returner **Shiel Wood** is the son of Wofford Athletic Director **David Wood**.

The younger Wood has two receptions for 23 yards while returning four kickoffs for a 17.8 average.

Wood (the father) was a football standout at Elon and a former assistant coach at Catawba.

Team Captains

Cornerback **Chris Edwards**, halfback **Ben Foster**, nose tackle **Nathan Fuqua**, offensive tackle **J.C. Neel**, and quarterback **Travis Wilson** are the Terriers' team captains this season.

Fuqua is the lone junior among the group while Wilson is in his second year as a captain.

Last year, Wilson was the first junior to be a captain since former quarterback **Shawn Graves** held the honor in 1991.

Good Genes

Outside linebackers **Al Clark** and **Chase Corn** are third generation Wofford football players and teammates.

Clark's and Corn's grandfathers were teammates on Wofford's 1949 football team that posted an 11-0 regular season before being upset 19-6 by Florida State in the Cigar Bowl.

Clark's and Corn's fathers were also teammates at Wofford from 1972-76. Corn also had an uncle who played for the Terriers.

The Marshall Plan

Prior to becoming the dominant program in Division I-AA, Marshall had to wait five years to win its first Southern Conference game after beginning league play in 1977.

With 17 victories in its opening five years of SoCon membership, Wofford is well ahead of schedule on "The Marshall Plan."

Quick Progress

Since beginning SoCon play in 1997, which was just its third season in Division I-AA, Wofford is tied for the fifth-highest win total in league play: Georgia Southern (34), Appalachian State (29), Furman (26), East Tennessee State (18), Wofford (17), Western Carolina (17), Chattanooga (15), The Citadel (10), and VMI (2).

Uniform Watch

The following is Wofford's record with each uniform combination this season:

Black Jersey with Gold Pants:	2-0
Black Jersey with Black Pants:	1-1
White Jersey with Gold Pants:	0-2
White Jersey with Black Pants:	0-1

Gibbs Stadium

Wofford's football stadium is the second youngest facility in the Southern Conference.

With a capacity of 13,000, Gibbs Stadium opened in October 1996. Only Chattanooga's Finley Stadium (1997) is newer.

The Terriers have a 16-9 home record since moving into Gibbs Stadium.

Steady Improvements

Listed below is Wofford's year-by-year record since beginning SoCon play in 1997:

<u>Year</u>	<u>Record</u>	<u>Place</u>
1997	3-7, 2-6	8th
1998	4-7, 3-5	7th
1999	6-5, 5-3	4th
2000	7-4, 5-3	4th

The Last Time...

•The Terriers have not had a kickoff return for a touchdown since **Craig Best** took one back 93 yards in a 1982 game versus Elon.

•Wofford's last punt return for a touchdown came in 1997 when **Tony Young** went 84 yards against Charleston Southern.

Looking Back at the Shutout

The following are some notables from Wofford's 13-0 shutout of The Citadel:

•Wofford has defeated The Citadel in three consecutive seasons for the first time since a streak of four consecutive wins from 1955-58.

•The Terriers shut out The Citadel for the first time since a 34-0 victory in Orangeburg in 1957.

•Wofford posted its first shutout of a SoCon team since beginning league play in 1997. It was the Terriers' first blanking since a 20-0 win over Charleston Southern in 1998.

•Wofford posted its first road shutout since a 45-0 win at Kentucky State in 1989.

•The Terriers posted their lowest point total in a victory since a 13-9 win at Lenoir-Rhyne in 1991.

•Wofford actually had its lowest point total in 20 games, dating back to a 1999 contest at Furman when it scored three points.

In Search of 400

Wofford has won 399 games in its football history.

College football in the state of South Carolina traces back to Wofford. The Terriers played in the first-ever collegiate football game in the state when they posted a 5-1 win over Furman in 1889.

WOFFORD VS. SOUTH CAROLINA

A Statistical Comparison

The following are how this year's team statistics compare:

	<u>South Carolina</u>	<u>Wofford</u>
Points per game - allowed	25.5 - 14.9	28.3 - 22.3
Rushing yards per game - allowed	173.0 - 132.9	280.1 - 113.3
Passing yards per game - allowed	187.0 - 176.2	120.4 - 216.3
Total net yards per game - allowed	360.0 - 309.1	400.6 - 329.6
Punts - average	34 - 40.7	34 - 42.5
Penalties - yards	58 - 404	39 - 324
Turnover Margin (takeaways/giveaways)	+7 (15/8)	+2 (11/9)
Fumbles - Lost	11 - 5	16 - 7
Third-Down Conversions - allowed	43.3% - 40.5%	35.9% - 39.2%
Time of Possession - allowed	29:30 - 30:30	32:12 - 27:48

Magic Numbers

•Wofford has a 46-2-1 record in the 49 games under Head Coach **Mike Ayers** that the Terriers have allowed 16 or fewer points.

•Wofford has won 25 consecutive games when holding a halftime lead.

The Terriers' last loss when leading at the break was a 20-16 defeat to Elon in 1995. Wofford held a 9-3 halftime edge that night.

He's Old School

•It's not uncommon for Wofford Head Coach **Mike Ayers** to drive the team's equipment truck when it travels.

•Ayers doubles as the position coach, with **Joe Lesesne**, for the Wofford tight ends.

The Man in the Middle

Standing just 5-foot-11 and 240 pounds, Wofford starting center **Bailey King** carries the team's highest grade-point average (3.8).

Wofford Starting Lineup

	CLEM	CSU	UTC	VMI	WCU	ASU	CIT
<u>Offense</u>							
LT	Williams	Neel	Neel	Neel	Neel	Neel	Neel
LG	Bentley	Bentley	Bentley	Bentley	Bentley	Bentley	Bentley
C	King	King	King	King	King	King	King
RG	Nash	Nash	Nash	Nash	Nash	Nash	Nash
RT	Blackburn	Blackburn	Blackburn	Williams	Williams	Williams	Williams
TE	Flynn	Belger (WR)	Gilmore (WR)	Nash (WR)	Nash (WR)	Flynn	Nash (WR)
WR	Goodpaster	Goodpaster	Goodpaster	Goodpaster	Goodpaster	Goodpaster	Goodpaster
QB	Wilson	Wilson	Wilson	Wilson	Wilson	Wilson	Wilson
RB	Jones	Jones	Jones	Jones	Jones	Jones	Jones
HB	McCoy	McCoy	McCoy	McCoy	McCoy	McCoy	McCoy
HB	Foster	Gaillard	Foster	Foster	Foster	Foster	Foster

Defense

DT	Jones	Jones	Jones	Jones	Jones	Jones	Pryor
NT	Fuqua	Fuqua	Fuqua	Fuqua	Fuqua	Fuqua	Dean
DT	Pressley	Pressley	Pressley	Pressley	Pressley	Trapp	Trapp
OLB	Corn	Corn	Corn	Corn	Corn	Corn	Corn
ILB	Mathis	Mathis	Mathis	Mathis	Ledford	Ledford	Ledford
ILB	Thrift	Ledford	Freland	Freland	Freland	Freland	Freland
OLB	Clark	Clark	McNeil	McNeil	McNeil	McNeil	McNeil
CB	Edwards	Edwards	Edwards	Edwards	Edwards	Washington	Washington
FS	Davis	Nelson	Ladd	Nelson	Nelson	Ladd	Ladd
SS	Ladd	Brizendine	Nelson	Brizendine	Brizendine	Nelson	Nelson
CB	Harris	Washington	Harris	Harris	Harris	Harris	Harris

WOFFORD COLLEGE TWO-DEEP

(updated Oct. 28, 2001)

OFFENSE

LEFT TACKLE

72 J.C. Neel (6-5, 285, Sr.)
71 Stacey Clark (6-4, 300, Sr.)

LEFT GUARD

67 Chad Bentley (6-1, 288, Jr.)
65 Bobby Gibbs (6-3, 270, Fr.)

CENTER

69 Bailey King (5-11, 240, Sr.)
68 Montez Hilliard (6-0, 265, So.)

RIGHT GUARD

55 Eric Nash (6-3, 280, Sr.)
77 Eric Deutsch (6-3, 300, So.)

RIGHT TACKLE

61 Steward Williams (6-1, 270, Sr.)
63 Jesse Blackburn (6-3, 265, Jr.)

TIGHT END

83 Matt Flynn (6-2, 230, Sr.)
88 Adam Regenthal (6-3, 238, Fr.)

WIDE RECEIVER

20 Isaac Goodpaster (6-0, 175, Jr.)
17 Curtis Nash (6-1, 180, So.)

QUARTERBACK

16 Travis Wilson (6-3, 205, Sr.)
14 Nick Haughey (5-11, 190, Jr.)

HALFBACK

29 Jesse McCoy (5-10, 195, Jr.)
7 Shaun Fogle (5-11, 187, So.)

RUNNING BACK

41 Melvin Jones (5-11, 212, Jr.)
4 J.R. McNair (5-10, 195, So.)

HALFBACK

34 Ben Foster (5-8, 185, Sr.)
42 D.J. Gaillard (5-10, 195, Jr.)

DEFENSE

TACKLE

97 Anthony Jones (5-10, 255, Jr.)
91 Bill Pryor (6-3, 245, So.)

NOSE TACKLE

90 Nathan Fuqua (6-1, 280, Jr.)
93 Scotty Dean (6-1, 275, Sr.)

TACKLE

94 Robert Trapp (6-2, 280, Sr.)
95 John Pressley (6-3, 240, So.)

OUTSIDE LINEBACKER

2 Hondre McNeil (6-2, 208, Sr.)
10 Teddie Whitaker (6-2, 230, So.)

INSIDE LINEBACKER

54 Jimmy Freland (5-11, 215, Fr.)
44 Timmy Thrift (6-0, 208, Fr.)

INSIDE LINEBACKER

5 Derrick Ledford (6-2, 225, Sr.)
49 Robert Mathis (6-2, 235, Jr.)

OUTSIDE LINEBACKER

37 Chase Corn (5-11, 202, Jr.)
35 Al Clark (6-3, 225, Sr.)

LEFT CORNERBACK

25 Fred Washington (5-10, 190, Sr.)
8 Craig Thomas (5-10, 185, So.)

STRONG SAFETY

30 Matt Nelson (6-1, 195, So.)
19 Ryan Steele (6-1, 195, So.)

FREE SAFETY

24 Brandon Ladd (5-10, 185, Jr.)
47 Shaun Davis (6-1, 185, Jr.)

RIGHT CORNERBACK

48 Roland Harris (5-9, 172, Jr.)
40 Shaun Bennett (6-0, 165, Fr.)

SPECIAL TEAMS

PUNTER

32 Jimmy Miner (6-3, 195, So.)
31 Brandon Smith (5-11, 198, Fr.)

PLACEKICKER

23 Darren Brown (6-0, 170, Sr.)

PUNT RETURNS

80 Marcus Gilmore (6-1, 186, Jr.)

KICKOFF RETURNS

29 Jesse McCoy (5-10, 195, Jr.)
84 Shiel Wood (5-10, 180, Fr.)

HOLDER

9 Brandon Batson (6-0, 195, Jr.)
84 Shiel Wood (5-10, 180, Fr.)

LONG SNAPPER

82 Jonathan Starks (6-2, 215, So.)

KICKOFFS

23 Darren Brown (6-0, 170, Sr.)

WOFFORD VS. SOUTH CAROLINA

Game 1

Clemson 38, Wofford 14
Sept. 8, 2001; Clemson, S.C.

Wofford held a pair of first-half leads before seeing Clemson rebound for a 38-14 victory in front of a crowd of 78,000 in Death Valley (Sept. 8).

The Terriers drove 65 yards in six plays on their opening series, capped by a 26-yard touchdown run by **Jesse McCoy** on a 4th-and-1 play, to take a 7-0 lead.

After Clemson evened the game, a **Teddie Whitaker** fumble recovery set up a **Travis Wilson's** 15-yard touchdown pass to **Isaac Goodpaster** to give Wofford a 14-7 lead at the close of the first quarter.

The Tigers took a 24-14 halftime lead and it remained just a 10-point game until Clemson scored again with 10 seconds remaining in the third quarter.

Wofford's 276 yards rushing represented the second-highest total allowed in the three-year Clemson tenure of Head Coach **Tommy Bowden**. The Terriers rushed for 204 yards in the first half and outgained the Tigers by a 219-to-211 margin in total offense at the intermission.

The Terrier defense recorded four sacks and forced three Clemson turnovers while limiting Heisman Trophy candidate **Woodrow Dantzler** to 55 yards rushing on 13 carries.

Wofford	14	0	0	0	14
Clemson	7	17	7	7	38

First Quarter

W - McCoy 26 run (Brown kick), 9:41

C - McKelvey 7 pass from Dantzler (Hunt kick), 7:12

W - Goodpaster 15 pass from Wilson (Brown kick), 2:16

Second Quarter

C - Hunt 43 field goal, 14:52

C - Meekins 29 fumble recovery (Hunt kick), 13:23

C - Zachery 1 run (Hunt kick), 9:41

Third Quarter

C - McKelvey 7 pass from Dantzler (Hunt kick), :10

Fourth Quarter

C - Rambert 3 run (Hunt kick), 11:53

	<u>Wofford</u>	<u>Clemson</u>
First Downs	19	29
Rushes - Yards	56-276	41-200
Passing Yards	36	283
Total Offense	312	483
Passes	16-6-0	37-26-2
Punts - Avg.	6-43.5	1-43.0
Fumbles - Lost	3-2	1-1
Penalties - Yards	2-16	4-35
Time of Possession	32:10	27:50

Wofford Individuals

Rushing

Wilson 16-86, McNair 10-68, McCoy 9-58, Jones 14-52, Fogle 4-11, Gaillard 1-1, Mungin 2-0

Passing

Wilson 15-6-0, 36 yards; Team 1-0-0

Receiving

Jones 2-6, Goodpaster 1-15, Gaillard 1-7, McCoy 1-7, Gilmore 1-1

Game 2

Wofford 35, Charleston So. 10
Sept. 22, 2001; Spartanburg, S.C.

Mike Ayers became Wofford's all-time winningest football coach in a 35-10 rout of Charleston Southern.

Ayers picked up his 78th victory at Wofford to move past **Conley Snidow** (1953-66) into the top spot on the Terrier career win chart.

The Terriers scored touchdowns on five of their first seven possessions on the way to 398 yards rushing and 566 in offense on the night.

Travis Wilson totaled 212 yards for Wofford. He averaged 31.8 yards on five pass completions (5-of-9 for 159 yards) while adding 53 yards rushing, including a 26-yard score.

Melvin Jones was the top Terrier ground gainer with 88 yards on 16 attempts while **J.R. McNair** added 82 yards on 11 carries, including touchdown runs of 11 and 22 yards. **Isaac Goodpaster** was the big-play receiver for the Terriers with two receptions for 100 yards.

Wilson had a 43-yard pass completion to **Jesse McCoy** on the Terriers' opening snap of the game to key an eight-play, 79-yard scoring drive. The Terriers built a 21-3 halftime lead when Wilson scored on his 26-yard run.

Charleston Southern was held to just two yards rushing and 193 yards of offense. Its lone touchdown came on a fumble return.

CSU	0	3	7	0	10
Wofford	7	14	14	0	35

First Quarter

W - Gaillard 4 run (Brown kick), 7:03

Second Quarter

W - McCoy 20 run (Brown kick), 12:46

C - Waters 40 field goal, 6:00

W - Wilson 26 run (Brown kick), 4:04

Third Quarter

W - McNair 22 run (Brown kick), 12:42

W - McNair 11 run (Brown kick), 8:06

C - West 37 fumble return (Waters kick), 3:12

	<u>Wofford</u>	<u>CSU</u>
First Downs	24	12
Rushes - Yards	59-398	25-2
Passing Yards	168	191
Total Offense	566	193
Passes	10-6-0	31-22-1
Punts - Avg.	4-41.0	7-29.9
Fumbles - Lost	3-1	0-0
Penalties - Yards	5-58	4-20
Time of Possession	31:36	28:24

Wofford Individuals

Rushing

Melvin Jones 16-88, McNair 11-82, McCoy 5-75, Wilson 11-53, Foster 4-36, Fogle 5-29, Gaillard 3-24, Mungin 1-12, Haughey 3-(1)

Passing

Wilson 9-5-0, 159 yards; Haughey 1-1-0, 9 yards

Receiving

Goodpaster 2-100, Gilmore 2-14, McCoy 1-43, Mike Jones 1-11

Game 3

Chattanooga 29, Wofford 26
Sept. 29, 2001; Chattanooga, Tenn.

Wofford staged a furious fourth-quarter comeback only to see UTC rally for a 29-26 victory.

With the Mocs holding a 22-11 fourth-quarter lead, Wofford scored a pair of touchdowns in a 5:43 span to move ahead 26-22 with 1:14 left.

The Terrier comeback began with a 13-play, 76-yard drive. **Travis Wilson** capped the possession with an eight-yard scoring pass to **Curtis Nash**. The Terriers converted the 2-point play to cut the deficit to 22-19.

Following a defensive stop, the Terriers took control of the ball at the Chattanooga 40 with 5:49 to play. After driving to the Moc 21, Wofford faced a 4th-and-4 with 2:49 left. **Ben Foster** then carried for seven yards and a first down. Four plays later, a two-yard **J.R. McNair** run gave Wofford a 26-22 lead.

However, Chattanooga drove 83 yards in six plays to score the winning touchdown on a 21-yard pass from **Chuck Spearman** to **Jason Jones** with 20 seconds remaining in the contest.

The Terriers' first points of the game came on an **Hondre McNeil** sack of Moc quarterback **Cos DeMatteo** in the end zone for a safety. McNeil then sacked DeMatteo on Chattanooga's first two plays of the ensuing series to give him three sacks on the night.

Wofford	0	5	6	15	26
Chattanooga	3	3	10	13	29

First Quarter

C - Thompson 37 field goal, 4:55

Second Quarter

W - McNeil safety, 14:17

W - Brown 30 field goal, 11:50

C - Thompson 23 field goal, :02

Third Quarter

C - Ikwuezunma 56 punt return (Thompson kick), 12:12

W - Jones 4 run (rush failed), 6:40

C - Thompson 34 field goal, 2:54

Fourth Quarter

C - McNeill 11 run (pass failed), 11:10

W - Nash 8 pass from Wilson (McCoy pass from Wilson), 6:57

W - McNair 2 run (Brown kick), 1:14

C - Jones 21 pass from Spearman (Thompson kick), :20

	<u>Wofford</u>	<u>UTC</u>
First Downs	18	16
Rushes - Yards	62-177	39-114
Passing Yards	155	167
Total Offense	332	281
Passes	15-8-1	20-12-0
Punts - Avg.	4-37.5	4-47.3
Fumbles - Lost	2-1	0-0
Penalties - Yards	6-59	10-100
Time of Possession	34:11	25:49

Wofford Individuals

Rushing

Wilson 25-68, Jones 20-45, McNair 9-33, Foster 5-23, McCoy 3-8

Passing

Wilson 14-8-0, 155 yards; Haughey 1-0-1

Receiving

Nash 3-61, Goodpaster 2-56, Gilmore 1-26, McCoy 1-7, Jones 1-5

WOFFORD VS. SOUTH CAROLINA

Game 4

Wofford 59, VMI 14

Oct. 6, 2001; Spartanburg, S.C.

Eight different Terriers scored touchdowns while quarterback **Travis Wilson** directed touchdown drives on all four of his possessions as Wofford rolled to a 59-14 win over VMI.

After a season-long 43-yard kickoff return by **Chris Edwards** gave Wofford possession at midfield for the game's opening series, **Melvin Jones** carried five times for 42 yards on a six-play, 50-yard scoring drive to give the Terriers a 7-0 lead just 2:36 into the contest. Jones, who rushed for a game-high 121 yards on 15 carries, had a 19-yard gain on Wofford's first snap of the game and a six-yard scoring run to cap the drive.

Wilson then had completions of 21 and 47 yards to **Isaac Goodpaster** on the Terriers' next possession to set up a five-yard **Jesse McCoy** touchdown run that gave Wofford a 14-0 lead just 5:09 into the game.

VMI	0	0	7	7	14
Wofford	14	17	21	7	59

First Quarter

W - Melvin Jones 6 run (Brown kick), 12:24

W - McCoy 5 run (Brown kick), 9:51

Second Quarter

W - Brown 24 field goal, 13:09

W - Goodpaster 14 pass from Wilson (Brown kick), 9:42

W - McNair 10 run (Brown kick), 7:17

Third Quarter

V - Gibson 1 run (Sharpe kick), 9:24

W - Mungin 39 run (Brown kick), 6:20

W - Steele 10 blocked punt return (Brown kick), 5:17

W - Rodgers 14 run (Brown kick), 2:49

Fourth Quarter

V - Solomon 1 run (Sharpe kick), 13:51

W - Mike Jones 2 run (Brown kick), 11:03

	Wofford	VMI
First Downs	22	21
Rushes - Yards	58-304	30-55
Passing Yards	193	276
Total Offense	497	331
Passes	15-12-0	58-28-2
Punts - Avg.	4-42.3	5-28.2
Fumbles - Lost	3-0	2-2
Penalties - Yards	7-76	4-29
Time of Possession	32:07	27:53

Wofford Individuals

Rushing

Melvin Jones 15-121, Mungin 2-49, Fogle 5-26, McNair 9-21, Dorham 2-18, Rodgers 2-12, McCoy 5-12, Wilson 1-11, Mike Jones 4-11, Gaillard 3-10, Goodpaster 1-9, Haughey 1-8, Jefferson 1-7, Team 1-0, Sullivan 2-(5), Zolman 4-(6)

Passing

Wilson 7-6-0, 136 yards; Haughey 4-4-0, 47 yards; Rodgers 2-1-0, 1 yard; Zolman 1-1-0, 9 yards; McCoy 1-0-0

Receiving

Goodpaster 3-82, Gilmore 2-31, Foster 2-31, McCoy 2-19, Wood 1-14, Jefferson 1-9, Mungin 1-7

Game 5

Western Carolina 31, Wofford 28

Oct. 13, 2001; Cullowhee, N.C.

The Wofford football team staged a furious fourth-quarter comeback but could not overcome four turnovers that led to 17 Western Carolina points in dropping a 31-28 decision to the Catamounts in Cullowhee, N.C.

Trailing 31-14 with 8:55 to play, Wofford drove 72 yards in 10 plays to close the deficit to 31-21 with 6:30 remaining. **Travis Wilson**, who completed 16-of-24 passes for 181 yards on the night, was 4-of-5 for 44 yards on the drive which was capped by a **J.R. McNair** six-yard touchdown run.

The Terriers then drove 80 yards in seven plays on their next possession to cut the deficit to 31-28 with 1:58 left. **Melvin Jones** scored from 17 yards out, his third touchdown in the game, as part of a career-high 145 yards rushing on 21 carries.

Three of Western Carolina's first four scores were set up by Terrier turnovers. Those three drives totaled just 47 yards.

The Terriers played without inside linebacker and leading tackler **Robert Mathis**, who missed the game with a sprained ankle.

Wofford	0	14	0	14	28
WCU	7	14	10	0	31

First Quarter

WCU - Banks 35 pass from Gaither (Rowser kick), 4:57

Second Quarter

W - Jones 10 run (Brown kick), 13:02

WCU - Banks 37 pass from Gaither (Rowser kick), 7:42

W - Jones 7 run (Brown kick), 4:21

WCU - Roy 10 pass from Gaither (Rowser kick), :14

Third Quarter

WCU - Rowser 41 field goal

WCU - DeShauteurs 2 run (Rowser kick), 1:48

Fourth Quarter

W - McNair 6 run (Brown kick), 6:30

W - Jones 17 run (Brown kick), 1:58

	Wofford	WCU
First Downs	29	17
Rushes - Yards	56-254	41-125
Passing Yards	181	203
Total Offense	435	328
Passes	24-16-1	27-15-0
Punts - Avg.	3-33.7	6-48.7
Fumbles - Lost	3-3	2-1
Penalties - Yards	3-15	6-47
Time of Possession	27:31	32:29

Wofford Individuals

Rushing

Jones 21-145, McNair 10-62, McCoy 8-54, Gaillard 1-7, Foster 3-5, Wilson 12-(2), Miner 1-(17)

Passing

Wilson 24-16-1, 181 yards

Receiving

Goodpaster 4-72, McCoy 4-29, Gilmore 3-20, Nash 2-37, Mungin 1-9, Wood 1-9, Jones 1-5

Game 6

Appalachian State 34, Wofford 23

Oct. 20, 2001; Spartanburg, S.C.

Appalachian State quarterback **Joe Burchette** completed 20-of-25 passes for 306 yards and three touchdowns to lead the Mountaineers to a 34-23 victory over Wofford.

The biggest play of the game came at the close of the first half. After Wofford drove 86 yards in 10 plays, capped by a three-yard **Melvin Jones** touchdown run, to close the Mountaineer lead to 17-14 with 1:02 left before the intermission, Burchette hit **Jermame Little** on a 71-yard scoring pass to give ASU a 24-14 lead with 16 seconds left.

Jones led the Terriers with 168 yards rushing and two touchdowns on 27 carries. It was his third straight career-high performance.

Jones gave Wofford a 7-0 lead when he scored on a career-long 54-yard run with 7:42 left in the first quarter. He had two straight career-long rushes as he ran for a then personal-best 32 yard gain on the previous play to move the ball from the Wofford 14 to the 46-yard line.

A 35-yard **Darren Brown** field goal with 2:47 left in the third quarter pulled Wofford within 24-17.

ASU	3	21	0	10	34
Wofford	7	7	3	6	23

First Quarter

W - Jones 54 run (Brown kick), 7:42

A - Rockhold 27 field goal, 4:28

Second Quarter

A - Layton 61 pass from Burchette (Rockhold kick), 13:53

A - Murphy 1 pass from Burchette (Rockhold kick), 4:52

W - Jones 3 run (Brown kick), 1:02

A - Little 71 pass from Burchette (Rockhold kick), :16

Third Quarter

W - Brown 35 field goal, 2:47

Fourth Quarter

A - Rockhold 44 field goal, 13:36

A - Watkins 10 run (Rockhold kick), 8:15

W - Wilson 15 run (kick failed), :39

	Wofford	ASU
First Downs	16	20
Rushes - Yards	59-267	36-184
Passing Yards	78	306
Total Offense	345	490
Passes	9-4-0	25-20-0
Punts - Avg.	6-44.2	4-30.0
Fumbles - Lost	2-0	1-0
Penalties - Yards	4-24	5-43
Time of Possession	33:10	26:50

Wofford Individuals

Rushing

Jones 27-168, McCoy 12-45, Wilson 13-41, McNair 5-7, Fogle 2-6

Passing

Wilson 9-4-0, 78 yards

Receiving

McCoy 2-60, Mungin 1-17, Jones 1-1

WOFFORD VS. SOUTH CAROLINA

Game 7

Wofford 13, The Citadel 0

Oct. 27, 2001; Charleston, S.C.

Chase Corn had two sacks and a forced fumble to key a Terrier defense that limited The Citadel to 174 total yards in a 13-0 victory.

J.R. McNair rushed for a career-high 98 yards on 18 carries, including a 39-yard touchdown run to give Wofford a 7-0 lead with 11:24 left in the second quarter. It capped a 2-play, 57-yard scoring drive. **Travis Wilson** had an 18-yard keeper on the initial play of the series.

Following a **Matt Nelson** interception, **Darren Brown** kicked the first of his two field goals on the day, a 32-yard effort, with 6:11 left in the first half to give Wofford a 10-0 lead at the intermission.

Midway through the third quarter, Corn forced Bulldog quarterback **Mazzie Drummond** to fumble with **Derrick Ledford** making the recovery at The Citadel 19-yard line. It set up a Brown 35-yard field goal with 6:44 left in the third quarter, the only points of the second half, to give the Terriers their final margin of 13-0.

Wilson completed 3-of-7 passes for 32 yards while adding 59 yards rushing on seven carries. The Terriers had four players rush for at least 50 yards while totaling 285 yards on the ground and 317 overall.

Wofford	0	10	3	0	13
The Citadel	0	0	0	0	0

Second Quarter

W - McNair 39 run (Brown kick), 11:24

W - Brown 32 field goal, 6:11

Third Quarter

W - Brown 35 field goal, 6:44

	<u>Wofford</u>	<u>Citadel</u>
First Downs	17	10
Rushes - Yards	61-285	43-104
Passing Yards	32	70
Total Offense	317	174
Passes	8-3-0	15-8-1
Punts - Avg.	7-47.9	6-44.7
Fumbles - Lost	0-0	2-1
Penalties - Yards	12-76	5-29
Time of Possession	34:40	25:20

Wofford Individuals

Rushing

McNair 18-98, Wilson 7-59, McCoy 14-52, Jones 11-51, Fogle 7-33, Foster 1-1, Team 1-(2), Haughey 2-(7)

Passing

Wilson 7-3-0, 32 yards; Batson 1-0-0

Receiving

McCoy 2-20, Goodpaster 1-12

From: Mark Cohen cohenm@wofford.edu

Subject: Ayers on the Gamecocks

Date: February 18, 2002 at 10:40 AM

MC

To: Brian Binette brian.binette@sc.edu, Kerry Tharp kerryt@gwm.sc.edu, Julie St. Cyr stcyr@gwm.sc.edu, Michelle Schmitt mschmitt@gwm.sc.edu, Andrew Kitick Kitick@gwm.sc.edu, Cheryl Harden caharden@gwm.sc.edu, Wayne Lockwood wlockwood@thesunnews.com, Warren Peper wpeper@wcsc.com, Ward Clayton wardc@augustachronicle.com, Vern Verna vernv1@aol.com, Tracy Theo ttheo@uniondailytimes.com, Tony Barnhart tbarnhart@ajc.com, Tom Price THPRICE@MINDSPRING.COM, Todd Ellis tre@seslaw.com, The State statesports@thestate.com, Terry Chick tpchick@hotmail.com, Teddy Heffner theffner1@aol.com, Stan Olson solson@charlotte.com, Sports Department sports@greenvillenews.com, Scott Powers scott.powers@hostcommunications.com, Ryan Johnson (AOL) gamcockfan@aol.com, Ryan Clary clary4usc@yahoo.com, Rudy Jones rjones@greenvillenews.com, Ron Green, Jr. rgreenjr@charlotteobserver.com, Robby Evans sports@theitem.com, Rick Scoppe rscoppe@dellnet.com, Rick Scoppe rscoppe@greenvillenews.com, Rick Henry rhenry@wis-tv.com, Rick Garni rgarni@wis-tv.com, Phil Kornblut philtalk@aol.com, Pete Yanity pyanity@wsps.com, Pete Iacobelli piacobelli@ap.org, Paul Strelow paul.strelow@shj.com, Nat Newell nnewell@thestate.com, Mike Morgan mikem1400@aol.com, Michael Strickland mgstrick@mailbox.sc.edu, Michael Smith miksmitty@aol.com, Mark Quinn MAucoin@wis-tv.com, Mark Haselden mhaselden@florenenews.com, Malcolm DeWitt mdewitt@postandcourier.com, Liz McMillan liz.mcmillan@hostcommunications.com, Larry Williams larrywill7@yahoo.com, Kevin Adams kadams@islandpacket.com, Keven Cohen kevcohen1@aol.com, Ken Burger kburger@postandcourier.com, Keith Scripic kscripic@fox21.com, John Solomon solomonjt@andersonsc.com, John Boyette jboyette@augustachronicle.com, Jim Streeter jstreeter@sc.rr.com, Jim Rice jrice@greenvillenews.com, Jim Fair jim.fair@shj.com, Jason Whitehead jason@thewebsiteco.com, Greg Deal newsroom@indexjournal.com, Glenn Snyder gsnyderusc@aol.com, Geoff Hart GSHart@Hearst.com, Gary McCann gmccann@heraldonline.com, Ellen Parsons eparsons@gwm.sc.edu, Dexter Hudson spursusc@aol.com, DeWayne Peevy dpeevy@sec.org, Dennis Shumate dshumate@timesanddemocrat.com, David Caraviello dcaraviello@hotmail.com, Dave Neal dneal@foxsports.net, Dave Cacioppo dave.cacioppo@hostcommunications.com, Dan Schulze dschulze@bellsouth.net, Dan Foster dfoster@greenvillenews.com, Cory Curtis corybcurtis@hotmail.com, Chuck Dunlap cdunlap@sec.org, Chris Poore chris_poore@hotmail.com, Charlie Bennett ctbenett@charleston.net, Charles Bloom cbloom@sec.org, Casey Kane kanec@andersonsc.com, Carlos Dawson carlos.dawson@hostcommunications.com, Brian Binette bbinette@gwm.sc.edu, Brad Huebner bahuebner@yahoo.com, Bond Nickles bond@gwm.sc.edu, Bob Shields sports@wltx.com, Bill Mitchell bill@thewebsiteco.com, Associated Press apcolumbia@ap.org, The Website Co. usc_sports@thewebsiteco.com, Tom Brown tbrown189@hotmail.com, Todd Shanesy todd.shanesy@shj.com, Steve Shutt sshutt@socon.org, Mark Hauser hausersouth@aol.com, Jim Seay infohold@juno.com, Otto Fad ofad@tampabay.rr.com, Andy Rhinehart andy.rhinehart@shj.com, sports@shj.com, Greg McKinney gregmckinney4@home.com, Mark Cohen cohenm@wofford.edu, Phillip Stone stonerp@wofford.edu, Joe Dwyer jdwyer@collegeinsider.com, newsroom@sportsticker.com, Thom Henson perryv@spartanburg.net, Eric Welch ewelch@cscc.edu, Mandi Copeland mcopeland@socon.org, Rusty Rabon rrabon@ciu.edu, Tom Didato sports@chronicle-independent.com, Ron Wagner sports@hendersonvillenews.com, Rich Chrampanis 15sports@wpde.com, Greg Thome gthome@earthlink.com, WD Fisher onesports@abts.net, Thom Henson hensontm@wofford.edu, Paul Johnson pjohanson@wcyb.com, David Jackson jacksondm@appstate.edu, Bob Gillespie bgillespie@thestate.com, Tony Moss tmoss@sportsnetwork.com, Traci Tuohy traci.tuohy@sportsticker.com, Lou Monaco lou.monaco@sportsticker.com, Fred Cunningham fcunningham@wsps.com, Ken Griner kgriner@wsps.com, Bob Mihalic bmihalic@hearst.com, Phil Aldridge paldrigg@fox21.com, ESPN ncaa@espn.com, Adam Davis addavis@greenvillenews.com, Ann Green agreen@greenvillenews.com, Nate Ross nathanr@awod.com, Eric Gemunder iaapreview@hotmail.com, Ashley Jones amjones@foxsports.net, Steve Shutt sjshutt@yahoo.com, Mandi Copeland mansocon@aol.com, John Paquet jpaquet@cbs.com, Angela Lento alento@collegeinsider.com, Paul Gallant pgallant@islandtelecom.com, Post and Courier sportsdesk@postandcourier.com, Bill English BENGLISH@gw.uscs.edu, Carrie Fellrath fellrathcr@wofford.edu, Ralph Patterson rpatterson@1070sports.com, Zackery Kick zkick@1070sports.com, Mickey Plyler mplyler@1070sports.com, sports@andersonsc.com, news@collegesportsnews.com, Charlotte Observer obsports@charlotteobserver.com, Doug Mittler doug.mittler@sportsticker.com, Keith Lunsford klunsford@1070sports.com, Wendi Nix wendinix@hotmail.com, everett german everett_german@hotmail.com, Henry Bright journalscene@charleston.net, ralph wallace ralph.wallace@collegesportingnews.com, Kris Cook Kpcadno6@aol.com, csmedia@collegesportingnews.com, easmith@usatoday.com, Dave Link clink10379@aol.com, Jamie Kimbrough jkimbrough@foxsports.net, Jimmy Watt wattman_1@hotmail.com, Matt Park mattpark1@yahoo.com, Newberry Observer sports@newberryobserver.com, editors@basketballamerica.com, Tom Hayes thayes@icbbsc.com, Will Vandervort wvandervort@msmgmt.com, Florence Morning News sports@florenenews.com, Asheville Citizen-Times actsports@hotmail.com

The Wofford football team will face the University of South Carolina on Saturday. Kickoff is 1 p.m. before a sold-out crowd at Williams-Brice Stadium (capacity 80,250) in Columbia, S.C.

The following quotes from Wofford Head Coach Mike Ayers were taken at his weekly media luncheon:

On this past week's 13-0 shutout of The Citadel:

"We fit the defense, we played hard, we tackled well, we knocked them back, and offensively we were able to keep the ball away from them. It was probably the best defensive game that we have played. Guys were flying around making things happen. (Outside linebacker and SoCon Defensive Player of the Week) Chase Corn had an outstanding game. (Nose tackle) Nathan Fuqua was a dominant player inside. (Inside linebacker) Jimmy Freland made a lot of big plays as did (outside linebacker) Hondre McNeil. The

list just goes on. It was a great day against a tough opponent and a big win for us, a conference win."

On facing South Carolina this week:

"It's a nationally-ranked SEC team with a legend doing the coaching. They play great football. They are fundamentally very sound. Their defense is very aggressive. We'll probably face more speed than we have seen all year. It's a cliché but it's true, it is a tremendous challenge."

On what the Terriers must do to be successful in Columbia:

"We just need to do what we've been doing all year long. We have a philosophy offensively and defensively. The thing that we are going to do is adhere to that philosophy. We're going to try to get better each week, try to improve fundamentally, and try to go out and play hard. For us to have a chance, we've got to execute in all three phases. Our offense has got to keep their offense on the boundary. When we play defense, we can not give up the cheap play. We've got to create some turnovers and hopefully gain some field position in the kicking game."

On facing South Carolina after having already played Clemson in the season opener:

"When you play a game like Clemson or South Carolina or when you up the bar that far, there's always that unknown factor. Fortunately, we understand now about the crowd and level of competition in Division I-A. In one case, it was an ACC team that was nationally ranked and now it's an SEC team that is nationally ranked. There's going to be some similarities there, but there's still always that unknown as far as their type of players, how they play, and how will they react to certain things we do. I'm pretty sure it's going to be a loud, intense atmosphere and it's going to be an exciting atmosphere for our kids and coaches."

From: Mark Cohen cohenm@wofford.edu
Subject: Terrier Football Falls to No. 17 South Carolina
Date: February 18, 2002 at 10:40 AM

MC

To: Tom Brown tbrown189_@hotmail.com, Todd Shanesy todd.shanesy@shj.com, Steve Shutt sshutt@socon.org, Mark Hauser hausersouth@aol.com, Pete Yanity pyanity@wsps.com, Jim Seay infohold@juno.com, Otto Fad ofad@tampabay.rr.com, Andy Rhinehart andy.rhinehart@shj.com, sports@shj.com, The State statesports@thestate.com, Greg McKinney gregmckinney4@home.com, Mark Cohen cohenm@wofford.edu, Phillip Stone stonerp@wofford.edu, Keith Scripc kscripc@fox21.com, Joe Dwyer jdwyer@collegeinsider.com, sports@greenvillenews.com, Jim Rice jrice@greenvillenews.com, Rudy Jones rjones@greenvillenews.com, newsroom@sportsticker.com, Thom Henson perryv@spartanburg.net, Eric Welch ewelch@csc.edu, Mandi Copeland mcopeland@socon.org, Phil Kornblut philtalk@aol.com, Rusty Rabon rrabon@ciu.edu, Tom Didato sports@chronicle-independent.com, Ron Wagner sports@hendersonvillenews.com, Rich Chrampanis 15sports@wpde.com, Greg Thome gthome@earthlink.com, WD Fisher onesports@abts.net, Thom Henson hensontm@wofford.edu, Paul Johnson pjohanson@wcyb.com, David Jackson jacksondm@appstate.edu, Bob Gillespie bgillespie@thestate.com, Tony Moss tmoss@sportsnetwork.com, Rick Henry rhenry@wis-tv.com, Geoff Hart gshart@hearst.com, Traci Tuohy traci.tuohy@sportsticker.com, Lou Monaco lou.monaco@sportsticker.com, Fred Cunningham fcunningham@wsps.com, Ken Griner kgriner@wsps.com, Bob Mihalic bmihalic@hearst.com, Phil Aldridge paldrigg@fox21.com, ESPN ncaa@espn.com, Pete Iacobelli piacobelli@ap.org, Associated Press apcolumbia@ap.org, Adam Davis addavis@greenvillenews.com, Ann Green agreen@greenvillenews.com, Nate Ross nathanr@awod.com, Eric Gemunder iaapreview@hotmail.com, Ashley Jones amjones@foxsports.net, Steve Shutt sjshutt@yahoo.com, Mandi Copeland mansocon@aol.com, John Paquet jpaquet@cbs.com, Angela Lento alento@collegeinsider.com, Paul Gallant pgallant@islandtelecom.com, Malcolm DeWitt mdewitt@postandcourier.com, Post and Courier sportsdesk@postandcourier.com, Bill English BENGLISH@gw.uscs.edu, Carrie Fellrath fellrathcr@wofford.edu, Jim Fair jim.fair@shj.com, Ralph Patterson rpatterson@1070sports.com, Zackery Kick zkick@1070sports.com, Mickey Plyler mplyler@1070sports.com, sports@andersonsc.com, news@collegesportsnews.com, Charlotte Observer obsports@charlotteobserver.com, Ward Clayton wardc@augustachronicle.com, Doug Mittler doug.mittler@sportsticker.com, Keith Lunsford klunsford@1070sports.com, Wendi Nix wendinix@hotmail.com, everett german everett_german@hotmail.com, Henry Bright journalscene@charleston.net, ralph wallace ralph.wallace@collegesportingnews.com, Kris Cook Kpccadno6@aol.com, csmedia@collegesportingnews.com, easmith@usatoday.com, Dave Link clink10379@aol.com, Jamie Kimbrough jkimbrough@foxsports.net, Jimmy Watt wattman_1@hotmail.com, Matt Park mattpark1@yahoo.com, Ric Garni Rgarni@wis-tv.com, Nat Newell nnewell@thestate.com, Newberry Observer sports@newberryobserver.com, editors@basketballamerica.com, Tom Hayes thayes@icbcs.com, Will Vandervort wvandervort@msmgmt.com, Florence Morning News sports@florencenews.com, Asheville Citizen-Times actsports@hotmail.com

The Wofford football team gave a strong effort before dropping a 38-14 decision to No. 17 South Carolina before a crowd of 77,922 in Columbia this afternoon.

The Terriers opened the game without starting quarterback Travis Wilson, who did not practice this week due to a non-displaced crack in his left tibia. Wilson, who had started 35 consecutive games dating back to his freshman season, entered the game on the Terriers' third series. Nick Haughey received his first collegiate start in place of Wilson and led the Terriers to three first downs, including a 4th-and-2 conversion at the Wofford 25 on the game's opening series. Jesse McCoy carried for seven yards and a first down.

With a 23-yard shovel pass to McCoy midway through the third quarter, Wilson became the Terriers' career passing leader. He now has 3,886 yards in the air to move past Carter Davis (3,838, 1971-74). Wilson already ranks second on Wofford's career total offense chart with 6,291 yards, trailing only Shawn Graves (7,067, 1989-92).

Wilson gave a courageous effort for the Terriers as he completed 6-of-9 passes for 70 yards while adding 20 yards rushing on seven carries.

"I credit Wofford," South Carolina Head Coach Lou Holtz said. "They played hard. They are fundamentally sound and a good football team. We never stopped their first two units except for turnovers."

After South Carolina's Ryan Brewer returned the opening kickoff 61 yards to the Wofford 38, the Gamecocks scored five plays later on a Phil Petty one-yard keeper to take a 7-0 lead.

USC built a 24-0 margin before the Terriers got back in the game just before the half. Robert Mathis forced a Derek Watson fumble with Nathan Fuqua making the recovery at the Gamecock nine-yard line. With Wofford facing a 4th-and-goal from the one, J.R. McNair carried up the middle for the touchdown to null the Terriers within 24-7 at the intermission.

for the touchdown to put the Terriers within 21-7 at the intermission.

Andrew Pinnock scored from five yards out, his third touchdown on the day, to cap South Carolina's first possession of the second half and give the Gamecocks a 31-7 lead.

The Terriers, aided by Wilson completions of 15 yards to tight end Adam Regenthal and 23 yards to McCoy, marched deep into USC territory on their next possession. However, Wilson fumbled at the Gamecock one-yard line when he was hit by Antione Nesmith with Kalimba Edwards making the recovery.

Following a Chris Edwards interception of a Corey Jenkins pass in the end zone from the Wofford 44, the Terriers mounted the longest scoring drive of the season in terms of number of plays against South Carolina this season. A 17-play, 80-yard drive, consuming 7:31 on the clock, culminated in a McNair one-yard touchdown run. It brought Wofford within 31-14 with 10:36 to play. Melvin Jones and Shaun Fogle had runs of 21 and 11 yards, respectively, to key the drive.

"I liked the situation we were in late in the game," Wofford Head Coach Mike Ayers said. "We were still slugging it out and they're still playing their best players.

"I'm proud of our effort. Our kids played hard the entire game. We didn't play as well as we're capable of playing, but great teams take you out of your game. South Carolina is the most physical team we have faced. The weather (81 degrees) also took its toll on our guys."

McCoy led the Terrier ground game with 60 yards on 11 carries. He also added two receptions for 30 yards. Isaac Goodpaster had five receptions for 35 yards. Wofford rushed for 207 yards and totaled 287 on the day. South Carolina had 456 yards of offense. The Terriers held a 32:45-to-27:15 edge in time of possession.

The crowd of 77,922 was the second largest to ever see a Wofford athletic event, surpassed only by the 78,000 in attendance for the season opener at Clemson.

Wofford returns to action next Saturday with a 3 p.m. regionally-televised contest (CSS) at Furman.

From: Mark Cohen cohenm@wofford.edu
Subject: Wofford Football Release and Stats
Date: February 18, 2002 at 10:40 AM

MC

To: Tom Brown tbrown189_@hotmail.com, Todd Shanesy todd.shanesy@shj.com, Steve Shutt sshutt@socon.org, Mark Hauser hausersouth@aol.com, Pete Yanity pyanity@wsps.com, Jim Seay infohold@juno.com, Otto Fad ofad@tampabay.rr.com, Andy Rhinehart andy.rhinehart@shj.com, sports@shj.com, The State statesports@thestate.com, Greg McKinney gregmckinney4@home.com, Mark Cohen cohenm@wofford.edu, Phillip Stone stonerp@wofford.edu, Keith Scrip kscripic@fox21.com, Joe Dwyer jdwyer@collegeinsider.com, sports@greenvillenews.com, Jim Rice jrice@greenvillenews.com, Rudy Jones rjones@greenvillenews.com, newsroom@sportsticker.com, Thom Henson perryv@spartanburg.net, Eric Welch ewelch@csc.edu, Mandi Copeland mcopeland@socon.org, Phil Kornblut philtalk@aol.com, Rusty Rabon rrabon@ciu.edu, Tom Didato sports@chronicle-independent.com, Ron Wagner sports@hendersonvillenews.com, Rich Chrampanis 15sports@wpde.com, Greg Thome gthome@earthlink.com, WD Fisher onesports@abts.net, Thom Henson hensontm@wofford.edu, Paul Johnson pjohanson@wcyb.com, David Jackson jacksondm@appstate.edu, Bob Gillespie bgillespie@thestate.com, Tony Moss tmoss@sportsnetwork.com, Rick Henry rhenry@wis-tv.com, Geoff Hart gshart@hearst.com, Traci Tuohy traci.tuohy@sportsticker.com, Lou Monaco lou.monaco@sportsticker.com, Fred Cunningham fcunningham@wsps.com, Ken Griner kgriner@wsps.com, Bob Mihalic bmihalic@hearst.com, Phil Aldridge paldridg@fox21.com, ESPN ncaa@espn.com, Pete Iacobelli piacobelli@ap.org, Associated Press apcolumbia@ap.org, Adam Davis addavis@greenvillenews.com, Ann Green agreen@greenvillenews.com, Nate Ross nathanr@awod.com, Eric Gemunder iaapreview@hotmail.com, Ashley Jones amjones@foxsports.net, Steve Shutt sjshutt@yahoo.com, Mandi Copeland mansocon@aol.com, John Paquet jpaquet@cbs.com, Angela Lento alento@collegeinsider.com, Paul Gallant pgallant@islandtelecom.com, Malcolm DeWitt mdewitt@postandcourier.com, Post and Courier sportsdesk@postandcourier.com, Bill English BENGGLISH@gw.uscs.edu, Carrie Fellrath fellrathr@wofford.edu, Jim Fair jim.fair@shj.com, Ralph Patterson rpatterson@1070sports.com, Zackery Kick zkick@1070sports.com, Mickey Plyler mplyler@1070sports.com, sports@andersonsc.com, news@collegesportsnews.com, Charlotte Observer obsports@charlotteobserver.com, Ward Clayton wardc@augustachronicle.com, Doug Mittler doug.mittler@sportsticker.com, Keith Lunsford klunsford@1070sports.com, Wendi Nix wendinix@hotmail.com, everett german everett_german@hotmail.com, Henry Bright journalscene@charleston.net, ralph wallace ralph.wallace@collegesportingnews.com, Kris Cook Kpccadno6@aol.com, csmedia@collegesportingnews.com, easmith@usatoday.com, Dave Link clink10379@aol.com, Jamie Kimbrough jkimbrough@foxsports.net, Jimmy Watt wattman_1@hotmail.com, Matt Park mattpark1@yahoo.com, Ric Garni Rgarni@wis-tv.com, Nat Newell nnewell@thestate.com, Newberry Observer sports@newberryobserver.com, editors@basketballamerica.com, Tom Hayes thayes@icbsc.com, Will Vandervort wvandervort@msmgmt.com, Florence Morning News sports@florencenews.com, Asheville Citizen-Times actsports@hotmail.com, Hunter Reid hunter.reid@furman.edu

Attached are .pdf files of Wofford's football release and updated statistics for Saturday's regionally-televised game (CSS) at Furman.

Wofford and Furman played the first college football game in the state of South Carolina when the Terriers took a 5-1 decision in 1889.

If you have any trouble with the attachments or prefer to receive this information via fax or regular mail, please feel free to let me know.

Thanks.

Mark Cohen
Associate AD/SID
Wofford College



WoffordFBNotes
-Furma...me.pdf

Wofford Overall Defensive Statistics (as of Nov 05, 2001)
All games

DEFENSIVE LEADERS	-----Tackles-----				-Sacks-		---Pass Def---			-Fumbles-	
	GP	Solo	Asst	Total	TFL/Yds	No-Yds	Int-Yds	BrUp	QBH	Rcv-Yds	FF
30 Matt Nelson	8	57	27	84	5-9	.	1-9	1	.	.	1
2 Hondre McNeil	8	32	19	51	5-34	5-34	.	2	2	.	1
49 Robert Mathis	7	35	16	51	11-37	5-28	1-0	1	2	.	1
37 Chase Corn	8	28	21	49	8-34	3-25	.	1	3	.	1
48 Roland Harris	8	31	16	47	3-17	.	2-2	3	.	.	.
20 Nathan ...	8	28	12	40	11-34	4-22	.	1	2	1-0	.

30	Watnan Ruqua	8	27	13	42	11-34	4-22	.	1	3	1-0	.
97	Anthony Jones	8	30	7	37	15-51	7-33	.	2	3	.	1
5	Derrick Ledford	8	25	9	34	2-4	1-2	.	.	1	1-0	.
54	Jimmy Freland	7	27	7	34	3-8	1-6
24	Brandon Ladd	6	19	14	33	.	.	1-0	1	.	.	1
19	Ryan Steele	8	19	14	33	.	.	.	1	.	.	.
25	Fred Washington	8	22	10	32	1-2	.	1-20	4	.	.	.
6	Chris Edwards	7	23	8	31	.	.	1-0	6	.	.	.
35	Al Clark	8	13	18	31	.	.	.	2	.	.	.
94	Robert Trapp	8	18	10	28	6-11	3-6	.	.	.	1-0	.
47	Shaun Davis	4	7	17	24	.	.	.	1	.	.	.
95	John Pressley	8	15	8	23	5-18	3-13	.	1	1	1-0	1
53	Erik Hutchinson	7	12	2	14	1	.	.
44	Timmy Thrift	4	6	6	12	3-4	.	.	1	2	.	.
11	Josh Brizendine	7	6	6	12	3-9	.	.	3	.	.	.
8	Craig Thomas	8	5	7	12
93	Scotty Dean	8	8	3	11
91	Bill Pryor	8	10	1	11	3-8	1-3	.	1	.	.	.
28	Eric Mick	8	7	3	10	.	.	.	1	.	.	.
40	Shaun Bennett	5	8	1	9	.	.	.	1	.	.	.
46	Jordan Inman	8	5	3	8	1	.	.
45	LaRay Benton	4	8	.	8	2-5
10	Teddie Whitaker	8	3	5	8	2-12	2-12	.	.	1	2-3	.
98	Sean Patterson	7	6	1	7	2-11	2-11	.	1	1	.	1
54	Jimmy Freeland	1	5	1	6	1-5
50	Seth Golder	7	4	2	6	.	.	.	1	.	.	.
57	Josh Smith	3	3	1	4	1-2
31	Brandon Smith	5	1	2	3
75	Lee Basinger	6	2	1	3	1-4	1-4	.	1	.	.	1
43	Steve Hoover	3	2	1	3
56	Shane Fast	7	2	1	3
23	Darren Brown	8	2	.	2
39	J. Wheeler	4	.	2	2
32	Jimmy Miner	8	1	.	1
29	Jesse McCoy	8	1	.	1
7	Shaun Fogle	8	.	1	1
26	Ben Mungin	8	1	.	1
82	Jonathan Starks	8	.	1	1
96	Ben Whitney	3	1	.	1	1-3	1-3
92	Sherman Roberts	3	1	.	1	.	.	.	1	.	.	.
Total.....		8	540	285	825	94-322	21-139	7-31	38	21	6-3	9
Opponents.....		8	433	210	643	53-189	11-93	3-25	14	2	8-66	8

Wofford Combined Team Statistics (as of Nov 05, 2001)
All games

RECORD :			OVERALL		HOME	AWAY	NEUTRAL	
ALL GAMES			(3-5-0)		(2-1-0)	(1-4-0)	(0-0-0)	
CONFERENCE			(2-3-0)		(1-1-0)	(1-2-0)	(0-0-0)	
NON-CONFERENCE			(1-2-0)		(1-0-0)	(0-2-0)	(0-0-0)	
DATE	OPPONENT	W/L	SCORE	ATTEND	TEAM STATISTICS		WOF	OPP
Sep 08, 2001	at Clemson	L	14-38	78000	FIRST DOWNS		162	153
Sep 22, 2001	CHARLESTON SOUTHERN	W	35-10	7214	Rushing		116	65
*Sep 29, 2001	at Chattanooga	L	26-29	7815	Passing		39	80
*Oct 6, 2001	VMI	W	59-14	9314	Penalty		7	8
*Oct 13, 2001	at Western Carolina	L	28-31	5020	RUSHING YARDAGE		2168	1040
*Oct 20, 2001	APPALACHIAN STATE	L	23-34	9419	Yards gained rushing . . .		2446	1278
*Oct 27, 2001	at The Citadel	W	13-0	12127	Yards lost rushing		278	238
Nov 3, 2001	at South Carolina	L	14-38	77922	Rushing Attempts		465	296
* denotes conference game					Average Per Rush		4.7	3.5
					Average Per Game		271.0	126.0

RUSHING	GP	Att	Gain	Loss	Net	Avg	TD	Long	Avg/G
Melvin Jones	8	138	735	14	721	5.2	7	54	90.1
J.R. McNair	8	87	424	13	411	4.7	8	39	51.4
Jesse McCoy	8	67	387	23	364	5.4	3	40	45.5
Travis Wilson	8	92	487	151	336	3.7	2	26	42.0
Shaun Fogle	8	27	140	12	128	4.7	0	15	16.0
Ben Foster	8	14	79	6	73	5.2	0	15	9.1
Ben Mungin	8	5	66	5	61	12.2	1	39	7.6
D.J. Gaillard	7	8	42	0	42	5.2	1	13	6.0
Donald Dorham	1	2	21	3	18	9.0	0	21	18.0
Trey Rodgers	2	2	14	2	12	6.0	1	14	6.0
Mike Jones	6	4	11	0	11	2.8	1	8	1.8
I. Goodpaster	8	1	9	0	9	9.0	0	9	1.1
Tony Jefferson	3	1	7	0	7	7.0	0	7	2.3
Nick Haughey	6	8	17	12	5	0.6	0	8	0.8
TM	3	2	0	2	-2	-1.0	0	0	-0.7
Jeff Sullivan	1	2	1	6	-5	-2.5	0	1	-5.0
Jeff Zolman	1	4	6	12	-6	-1.5	0	3	-6.0
Jimmy Miner	8	1	0	17	-17	-17.0	0	0	-2.1
Total.....	8	465	2446	278	2168	4.7	24	54	271.0
Opponents.....	8	296	1278	238	1040	3.5	12	41	130.0

PASSING	GP	Effic	Att-Comp-Int	Pct	Yds	TD	Lng	Avg/G
Travis Wilson	8	141.54	94-54-1	57.4	847	3	52	105.9
Nick Haughey	6	77.67	11-7-2	63.6	66	0	18	11.0
Trey Rodgers	2	54.20	2-1-0	50.0	1	0	1	0.5
Brandon Batson	7	0.00	1-0-0	0.0	0	0	0	0.0
Jesse McCoy	8	0.00	1-0-0	0.0	0	0	0	0.0
Jeff Zolman	1	175.60	1-1-0	100.0	9	0	9	9.0
TM	3	0.00	1-0-0	0.0	0	0	0	0.0
Total.....	8	130.12	111-63-3	56.8	923	3	52	115.4
Opponents.....	8	128.05	244-152-7	62.3	1723	9	71	215.4

RECEIVING	GP	No.	Yds	Avg	TD	Long	Avg/G
I. Goodpaster	8	18	372	20.7	2	52	46.5
Jesse McCoy	8	15	215	14.3	0	51	26.9
Marcus Gilmore	8	9	92	10.2	0	26	11.5
Curtis Nash	7	5	98	19.6	1	29	14.0
Melvin Jones	8	5	17	3.4	0	5	2.1
Ben Mungin	8	3	33	11.0	0	17	4.1
Ben Foster	8	2	31	15.5	0	23	3.9
Shiel Wood	7	2	23	11.5	0	14	3.3
Adam Regenthal	4	1	15	15.0	0	15	3.8
Mike Jones	6	1	11	11.0	0	11	1.8
Tony Jefferson	3	1	9	9.0	0	9	3.0
D.J. Gaillard	7	1	7	7.0	0	7	1.0
Total.....	8	63	923	14.7	3	52	115.4
Opponents.....	8	152	1723	11.3	9	71	215.4

FIELD GOALS	FGM-FGA	Pct	01-19	20-29	30-39	40-49	50-99	Lg	Blk
Darren Brown	5-7	71.4	0-0	1-1	4-4	0-1	0-1	35	1

SCORING	TD	FGs	PATs					Kick	Rush	Rcv	Pass	DXP	Saf	Points
J.R. McNair	8	0-0	0-0	0-0	0-0	0-0	0-0	0	0	0	0	0	0	48
Melvin Jones	7	0-0	0-0	0-1	0-0	0-0	0-0	0	0	0	0	0	0	42
Darren Brown	0	5-7	25-26	0-0	0-0	0-0	0-0	0	0	0	0	0	0	40
Jesse McCoy	3	0-0	0-0	0-0	1-0	0-0	0-0	0	0	0	0	0	0	20
Travis Wilson	2	0-0	0-0	0-0	0-0	1-1	0-0	0	0	0	0	0	0	12

Average Per Game	Att-Comp-Int	Yds	TD	Long
TDs Rushing.....	24	12		
PASSING YARDAGE.....	923	1723		
Att-Comp-Int.....	111-63-3	244-152-7		
Average Per Pass.....	8.3	7.1		
Average Per Catch.....	14.7	11.3		
Average Per Game.....	115.4	215.4		
TDs Passing.....	3	9		
TOTAL OFFENSE.....	3091	2763		
Total Plays.....	576	540		
Average Per Play.....	5.4	5.1		
Average Per Game.....	386.4	345.4		
KICK RETURNS: #-YARDS....	32-553	34-824		
PUNT RETURNS: #-YARDS....	12-104	15-213		
INT RETURNS: #-YARDS....	7-31	3-25		
FUMBLES-LOST.....	18-8	9-6		
PENALTIES-YARDS.....	45-357	43-335		
PUNTS-AVG.....	37-42.5	33-37.8		
TIME OF POSSESSION/GAME..	32:16	27:44		
3RD-DOWN CONVERSIONS.....	43/118	41/104		
4TH-DOWN CONVERSIONS.....	17/26	5/13		

INTERCEPTIONS	No.	Yds	Avg	TD	Long
Roland Harris	2	2	1.0	0	7
Fred Washington	1	20	20.0	0	20
Matt Nelson	1	9	9.0	0	9
Chris Edwards	1	0	0.0	0	0
Robert Mathis	1	0	0.0	0	0
Brandon Ladd	1	0	0.0	0	0
Total.....	7	31	4.4	0	20
Opponents.....	3	25	8.3	0	25

PUNTING	No.	Yds	Avg	Long	TB	FC	I20	Blkd
Jimmy Miner	37	1572	42.5	68	6	0	14	0
Total.....	37	1572	42.5	68	6	0	14	0
Opponents.....	33	1246	37.8	60	3	3	8	2

PUNT RETURNS	No.	Yds	Avg	TD	Long
Chris Edwards	7	72	10.3	0	32
Marcus Gilmore	4	10	2.5	0	7
Ryan Steele	1	22	22.0	1	10
Total.....	12	104	8.7	1	32
Opponents.....	15	213	14.2	1	56

KICK RETURNS	No.	Yds	Avg	TD	Long
Chris Edwards	15	275	18.3	0	43
Jesse McCoy	6	133	22.2	0	36
Shiel Wood	5	100	20.0	0	29
Mike Jones	3	21	7.0	0	9
Steve Prochak	1	2	2.0	0	0
Shaun Bennett	1	11	11.0	0	11
J.R. McNair	1	11	11.0	0	11
Total.....	32	553	17.3	0	43
Opponents.....	34	824	24.2	0	76

ALL PURPOSE	G	Rush	Rec	PR	KOR	IR	Tot	Avg/G
Melvin Jones	8	721	17	0	0	0	738	92.2
Jesse McCoy	8	364	215	0	133	0	712	89.0
J.R. McNair	8	411	0	0	11	0	422	52.8
I. Goodpaster	8	9	372	0	0	0	381	47.6



Game 9
Wofford at Furman
November 10, 2001; 3 p.m. (CSS)
Paladin Stadium (16,000); Greenville, S.C.

This Week

The Wofford football team renews South Carolina's oldest rivalry when it makes the short trip to Greenville to face Furman in a regionally-televised contest on CSS.

The Terriers and Paladins played the first college football game in the state when Wofford took a 5-1 decision in 1889.

Wofford will be playing its final road game of the season and its sixth away contest in the opening nine weeks. However, the Terriers haven't had to travel far this season. Wofford has just two games outside the state.

In last year's meeting with Furman, Wofford was victimized by an uncharacteristic three turnovers, seven penalties, a poor day in the kicking game, and missed opportunities as it saw its playoff hopes end with a 27-18 loss in Spartanburg. After pulling within 24-18 late in the third quarter, Wofford had two fourth-quarter possessions in which it had the opportunity to take the lead. However, the Terriers were unable to move the ball.

Wofford did outgain Furman by a 354-to-352 edge in total offense. Terrier quarterback **Travis Wilson** was the only player last season to rush for 100 yards on the Paladin defense as he gained 106 yards on 16 carries while completing 7-of-12 passes for 68 yards.

The Terriers opened the game strong as they took the opening kickoff and drove 86 yards in 11 plays, capped by a **Melvin Jones** 3-yard scoring run, to take a 6-0 lead.

Furman holds a 44-23-7 series lead. Wofford is looking for its first win in Greenville since a 28-13 victory in 1970, a span of 11 games.

When Last in Action

The Wofford football team gave a strong effort in a 38-14 loss to No. 14 South Carolina before a crowd of 77,922 in Columbia.

Playing with a non-displaced crack in his left tibia, **Travis Wilson** provided a courageous effort at quarterback for the Terriers. Although his streak of 35 consecutive starts came to an end, Wilson did complete 6-of-9 passes for 70 yards to become Wofford's career passing leader with 3,886 yards.

After falling behind 24-0, the Terriers got back in the game when **Robert Mathis** forced a **Derek Watson** fumble which was recovered by **Nathan Fuqua** at the USC nine-yard line. **J.R. McNair** then scored on a 4th-and-goal run from the one to pull Wofford within 24-7 at the half.

The Terriers' other score, against the Gamecocks' first-team defense, came on a 17-play, 80-yard drive that consumed 7:31 off the clock. McNair's one-yard touchdown run pulled Wofford within 31-14 with 10:36 left in the game. The 17-play drive was the longest of the year in terms of number of plays against South Carolina this season.

Wofford rushed for 207 yards and totaled 287 on the day. USC had 456 yards of offense. The Terriers held a 32:45-to-27:15 edge in time of possession.

Wofford (3-5, 2-3)

Sept. 8	at Clemson	14-38
Sept. 22	CHARLESTON SO.	35-10
Sept. 29	at Chattanooga*	26-29
Oct. 6	VMI*	59-14
Oct. 13	at Western Carolina*	28-31
Oct. 20	APPALACHIAN STATE*	23-34
Oct. 27	at The Citadel*	13-0
Nov. 3	at South Carolina	14-38
Nov. 10	at Furman*	3:00
Nov. 17	ETSU*	1:30
Nov. 24	GEORGIA SOUTHERN*	1:00

**SoCon game*

Furman (6-2, 5-1)

Sept. 1	at Wyoming	14-20
Sept. 8	ELON	46-7
Sept. 22	VMI*	65-7
Sept. 29	at Western Carolina*	31-13
Oct. 6	APPALACHIAN STATE*	28-22
Oct. 13	at The Citadel*	30-7
Oct. 20	ETSU*	31-6
Nov. 3	at Georgia Southern*	10-20
Nov. 10	WOFFORD*	3:00
Nov. 17	at Chattanooga*	7:00
Nov. 24	PRESBYTERIAN	2:00

**SoCon game*

Key Notes

•Wofford and Furman are the state's oldest football rivals. A 5-1 Terrier win in 1889 came in the first collegiate football game played in the state of South Carolina.

•**Travis Wilson** became Wofford's career passing leader (3,886 yards) at South Carolina.

•**Isaac Goodpaster**, who is legally blind, is Wofford's top receiver with 18 catches for 372 yards (20.7 avg.) and two touchdowns.

•Starting halfback **Ben Foster** is Wofford's Student Body President.

•With games remaining against Furman and Georgia Southern, Wofford will have a major role in who captures the 2001 SoCon title.

•Wofford is the smallest school in Division I-A or I-AA football with an enrollment of 1,100 students. The SAT average (1212) on campus is actually higher than the enrollment.

WOFFORD VS. FURMAN

Terriers on the Tube



Hosted by NewsChannel 7 Sports Director **Pete Yanity**, Wofford Football Illustrated can be seen on WASV-TV (sister station of CBS-affiliate WSPA) in the Spartanburg/Greenville/Asheville/Anderson market each Sunday at 12:30 p.m.

Wofford Football Illustrated also airs in nearly three million homes and eight states each Thursday at 5:30 p.m. on Comcast/Charter Sports Southeast (CSS). CSS will also be televising Saturday's game at Furman.



Wofford Football Illustrated Local Cable Affiliates

Columbia Time Warner Cable
Tues., 7:30 p.m., Channel 10

Dining with The Coach

The Mike Ayers Media Luncheon is held each Monday at 11:30 a.m. in the Richardson Building on the Wofford campus.

All media members are invited. Players are available on request. Please notify Wofford SID **Mark Cohen** if you plan on attending.

Search for Wofford football on the web at:

www.wofford.edu/athletics

Terriers Heard Worldwide on the Web

Originating through AM 950 WSPA, Wofford football games are broadcast worldwide on the Internet with **Mark Hauser** on the play-by-play, **Thom Henson** the color commentary, and **Tom Brown** on sideline analysis.

SportsJuice.com brings the Terrier broadcasts to the web at www.sportsjuice.com.

Listeners can also pick up the game from anywhere in the country through TEAMLINE by dialing 1-800-846-4700 and then entering the access system. The Wofford code is 1099.



SoCon Teleconference

The Southern Conference holds a weekly teleconference throughout the season with the league's nine football coaches. The teleconference is open to members of the media each Tuesday from 10 a.m. - 11:03 a.m. Eastern time. Each coach will have seven minutes to make an opening statement and answer questions.

Time (Eastern)

10:00 - 10:07
10:07 - 10:14
10:14 - 10:21
10:21 - 10:28
10:28 - 10:35
10:35 - 10:42
10:42 - 10:49
10:49 - 10:56
10:56 - 11:03

Coach, School

Jerry Moore, Appalachian State
Ellis Johnson, The Citadel
Paul Hamilton, ETSU
Bobby Johnson, Furman
Paul Johnson, Georgia Southern
Donnie Kirkpatrick, Chattanooga
Cal McCombs, VMI
Bill Bleil, Western Carolina
Mike Ayers, Wofford

Media Telephone Number
(312) 470-7087
Password: SoCon
Group Leader: Steve Shutt



W O F F O R D V S . F U R M A N

When Last In Action

The following are the final statistics from Wofford's 38-14 loss at South Carolina:

	<u>Wofford</u>	<u>USC</u>
First Downs	17	26
Rushes - Yards	54 - 207	40 - 247
Passing Yards	80	209
Total Offense	287	456
Passes	14 - 8 - 1	30 - 20 - 1
Punts - Avg.	3 - 42.3	0 - 0.0
Fumbles - Lost	2 - 1	1 - 1
Penalties - Yards	6 - 33	3 - 21
Time of Possession	32:45	27:15

Wofford Individuals

Rushing

McCoy 11-60, Jones 14-51, McNair 15-40, Fogle 4-23, Wilson 7-20, Foster 1-8, Haughey 2-5

Passing

Wilson 9-6-0, 70 yards; Haughey 5-2-1, 10 yards

Receiving

Goodpaster 5-35, McCoy 2-30, Regenthal 1-15

A Look Back

The following are the final statistics from Wofford's 27-18 loss to Furman last year:

	<u>Wofford</u>	<u>Furman</u>
First Downs	19	15
Rushes - Yards	60 - 286	47 - 189
Passing Yards	68	163
Total Offense	354	352
Passes	12 - 7 - 1	10 - 7 - 0
Punts - Avg.	3 - 29.7	5 - 38.6
Fumbles - Lost	2 - 2	1 - 1
Penalties - Yards	7 - 60	5 - 41
Time of Possession	31:17	28:43

Wofford Individuals

Rushing

Wilson 16-106, Hudson 14-61, Jones 13-59, Fogle 9-37, Price 2-11, Foster 3-10, McCoy 3-2

Passing

Wilson 12-7-1, 68 yards

Receiving

Scott 5-57, Thomas 1-7, Thompson 1-4

Average Size of Starting Lineups

	<u>Wofford</u>	<u>Furman</u>
Offensive Line*	6-2, 266	6-2, 275
Offensive Backs	5-11, 199	5-11, 211
Wide Receivers	6-0, 175	5-11, 190
Defensive Front	6-0, 272	6-2, 258
Linebackers	6-1, 218	6-0, 213
Secondary	5-10, 184	5-11, 191

*Includes tight end

Basic Formations

Wofford Offense: Wingbone

Wofford Defense: Multiple 50

Furman Offense: Multiple I

Furman Defense: 4-3

Class Breakdown

Wofford Offense -

7 seniors, 4 juniors, 0 sophomores, 0 freshmen

Furman Defense -

8 seniors, 1 junior, 1 sophomore, 1 freshman

Wofford Defense -

4 seniors, 6 juniors, 1 sophomore, 0 freshmen

Furman Offense

5 seniors, 5 juniors, 1 sophomore, 0 freshmen

The Head Coaches

Mike Ayers

Alma Mater: Georgetown (Ky.) '74

14th season at Wofford, 17th as a head coach

Record at Wofford: 80-70-1. Overall Record: 91-91-2.

Bobby Johnson

Alma Mater: Clemson '73

8th season at Furman, 8th as a head coach

Record at South Carolina: 54-35. Overall Record: 54-35.

Charting Wofford's Opponents

<u>Opponent</u> (this week, last week)	<u>Record</u>
Clemson (at Maryland, 27-41 vs. Florida State)	5-3
Charleston Southern (vs. Liberty, 0-26 vs. ETSU)	4-5
Chattanooga (at ETSU; 17-20, 2 OT, vs. The Citadel)	2-6
VMI (at The Citadel, 17-27 vs. Appalachian State)	1-7
Western Carolina (at Appalachian State, 63-0 vs. Liberty)	6-3
Appalachian State (vs. Western Carolina, 27-17 at VMI)	6-3
The Citadel (vs. VMI; 20-17, 2 OT, at Chattanooga)	2-6
South Carolina (vs. Florida, 38-14 vs. Wofford)	7-2
Furman (vs. Wofford, 10-20 at Georgia Southern)	6-2
ETSU (vs. Chattanooga, 26-0 at Charleston Southern)	4-4
Georgia Southern (at Elon, 20-10 vs. Furman)	8-1
Aggregate Record	51-42

The Head Coach

Mike Ayers, the 2000 SoCon Coach of the Year, became Wofford football's all-time winningest coach in a 35-10 win over Charleston Southern (Sept. 22).

Ayers, now with 80 victories, broke the previous mark of 77 wins held by **Conley Snidow** (1953-66).

A native of Cincinnati, Ohio, Ayers was named the SoCon Coach of the Year from the league coaches and media last season after guiding the Terriers to a 7-4 record and Top 25 national ranking.

Ayers is also a two-time Kodak Region Coach of the Year after leading the Terriers to NCAA playoff appearances in 1990 and 1991.

Hello Neighbor

The 2001 campaign marks the 22nd consecutive year that Wofford Head Coach **Mike Ayers** and his offensive coordinator and neighbor **Wade Lang** are together in football.

Ayers and Lang not only have their offices side-by-side, they also live across the street from each other.

In 1980, when Ayers came to Wofford as an assistant coach, Lang was in his sophomore year. When Ayers left for the defensive coordinator position at East Tennessee State in 1983, Lang joined him in Johnson City as a graduate assistant before being elevated to a full-time position in 1985.

They both returned to Wofford in 1988 when Ayers was named the Terriers' head coach. He brought Lang with him as the quarterback coach. Lang then took over the offensive coordinator duties in 1990.

A Presidential Flavor to the Wofford Staff

Retired Wofford College President **Dr. Joe Lesesne** has joined the Terrier football staff as a volunteer assistant coach working with the tight ends.

Lesesne retired last year after a distinguished 28-year tenure as just the ninth president in the 147-year history of Wofford.

Lesesne is no stranger to football. Upon arriving at Wofford in 1964 as a history professor, he served four years (1965-68) as an assistant football coach for the Terriers under Head Coach **Conley Snidow** and later **Jim Brakefield**. Lesesne also coached one season at Abbeville (S.C.) High School.

Lesesne has also returned to the classroom this fall, teaching a course in South Carolina history.

Another former assistant coach of note is current Mayor of Spartanburg **James Talley**, who served as the Terrier wide receiver coach from 1981-93. His final season at Wofford coincided with his first year as mayor.

Strength of Schedule

•The Sept. 21 announcement of Wofford's revised football schedule meant that the nation's most-difficult slate in Division I-AA got tougher.

After helping Youngstown State find a replacement game for a scheduled Nov. 17 contest, the Terriers added South Carolina.

This year's schedule has the Terriers taking on SoCon and national powers Georgia Southern, Furman, and Appalachian State in addition to non-conference matchups at Clemson and South Carolina. Wofford competes in the Southern Conference, arguably the country's strongest I-AA football league.

•Wofford faced four I-AA playoff teams (Lehigh, Georgia Southern, Appalachian State, and Furman) as well as Division I-A Louisiana-Monroe last year.

•The Terriers were one of just three I-AA teams to face two I-A opponents during the 1999 campaign.

•In 1998, Wofford faced the nation's eighth-most difficult schedule as the 11 opponents combined for a .563 winning percentage.

Did You Know?

•An anonymous donor recently committed \$100,000 toward the creation of an endowed scholarship in honor of Wofford Head Coach **Mike Ayers**.

•Ayers is a black belt in karate and an accomplished sketch artist.

2001 Southern Conference Standings

Team	CONFERENCE			OVERALL		
	W	L	Pct.	W	L	Pct.
Georgia Southern	6	1	.857	8	1	.889
Furman	5	1	.833	6	2	.750
Appalachian State	5	2	.714	6	3	.667
Western Carolina	4	2	.667	6	3	.667
Wofford	2	3	.400	3	5	.375
East Tennessee State	2	3	.400	4	4	.500
The Citadel	1	5	.167	2	6	.250
VMI	1	5	.167	1	7	.125
Chattanooga	1	5	.167	2	6	.250

This Week:

*Western Carolina at Appalachian State, 2 p.m.

*VMI at The Citadel, 2 p.m.

*Chattanooga at East Tennessee State, 2 p.m.

Georgia Southern at Elon, 2 p.m.

***Wofford at Furman, 3 p.m.**

**Southern Conference game*

Last Week:

South Carolina 38, Wofford 14

*Georgia Southern 20, Furman 10

*Appalachian State 27, VMI 17

*The Citadel 20, Chattanooga 17 (2 OT)

Western Carolina 63, Liberty 0

East Tennessee State 26, Charleston Southern 0

Wofford has topped the Southern Conference in its graduation rate for football players all four years since joining the league in 1997.

Terrier Football Ranks in the Top 10

In the 2000 NCAA Graduation Rate Report, Wofford ranks in a tie for seventh among Division I members in its graduation rate for football players.

<i>Rank/School</i>	<i>Student-Athletes Graduation Rate</i>
1. Duke	91 percent
2. Northwestern	88 percent
3. Richmond	86 percent
New Hampshire	86 percent
5. Stanford	83 percent
Lehigh	83 percent
7. Wofford	82 percent
Notre Dame	82 percent
William & Mary	82 percent
10. Holy Cross	80 percent

Wofford Among National Leaders

Wofford places in a tie for 10th in the nation among Division I members in its graduation rate for student-athletes.

The information listed below was taken from the 2000 NCAA Graduation Rate Report:

<i>Rank/School</i>	<i>Student-Athletes Graduation Rate</i>
1. Northwestern	92 percent
2. Duke	91 percent
Georgetown	91 percent
4. Lehigh	90 percent
Manhattan	90 percent
6. Bucknell	89 percent
Notre Dame	89 percent
Stanford	89 percent
9. Loyola (Md.)	86 percent
10. Wofford	85 percent
La Salle	85 percent
12. Dayton	84 percent
New Hampshire	84 percent
Providence	84 percent
15. Boston College	83 percent
Richmond	83 percent
Siena	83 percent
William & Mary	83 percent
19. Xavier	83 percent
20. Colgate	82 percent
Holy Cross	82 percent

1212 vs. 1100

Wofford College boasts a higher SAT average (1212) than enrollment (1100).

Wofford and the NFL

Wofford College is the summer training camp site for the Carolina Panthers of the National Football League.

Rising Through the Ranks

Wofford College is in its seventh season on the Division I-AA level.

The Terriers also competed for seven years in Division II (1988-94). Prior to 1988, Wofford was an NAIA member.

About Wofford

•Located in Spartanburg, S.C., Wofford is one of only five independent colleges and universities to have a Phi Beta Kappa chapter in the Carolinas (Davidson, Duke, Furman, and Wake Forest are the others).

•Wofford is one of just three Division I colleges or universities to have the nickname Terriers. The others are Boston University and St. Francis (N.Y.).

•Founded in 1854, Wofford has an enrollment of 1,100, making it the smallest school in NCAA Division I-A or I-AA football.

•With 1,100 students, Wofford is the second smallest school in Division I. Only Centenary (La.) is smaller with 850 students. However, the Gentlemen do not field a football team.

•Famous Wofford graduates include Carolina Panther owner and founder **Jerry Richardson** and Air Force Head Football Coach **Fisher DeBerry**.

•Wofford ranks No. 1 among national liberal arts colleges in "operating efficiency," providing a quality education while spending relatively less.

In the 2000 NCAA Division I Graduation Rate Report, Wofford is the only school in the nation to rank in the Top 10 in all four categories: overall student-athlete graduation rate as well as those for the football, men's basketball, and women's basketball teams.

"There are no junk courses at Wofford that we could see, and we would certainly match its course of study with that of any school in the Ivy League."

National Review's Guide to the
Best Liberal Arts Colleges
"America's Top 50 Liberal Arts Schools"

The Difference Maker

•Wofford's offensive success starts with quarterback **Travis Wilson**, a preseason All-SoCon selection by the league coaches.

•A senior from Newberry, S.C., Wilson is playing with a non-displaced crack in his left tibia. With a 23-yard completion to **Jesse McCoy** on a third-quarter shovel pass at South Carolina, Wilson became Wofford's career passing leader. Wilson is already comfortably in second place on the Terriers' total offense chart, trailing only **Shawn Graves** (7,067, 1989-92).

•Wilson had a streak of 35 consecutive starts snapped at South Carolina. He entered the game on the Terriers' third series.

Career Passing Yards

1. **3,886** - **Travis Wilson, 1998-**
2. 3,838 - Carter Davis, 1971-74
3. 3,376 - Chuck Fraser, 1984-87
4. 3,085 - Harold Chandler, 1967-70
5. 2,517 - Warren Whittaker, 1963-66

Single-Season Passing

1. 1,610 - Harold Chandler, 1970
2. 1,398 - Carter Davis, 1973
3. **1,221** - **Travis Wilson, 1999**
4. 1,215 - Chuck Fraser, 1986
5. **1,203** - **Travis Wilson, 2000**

Career Total Offense

1. 7,067 - Shawn Graves, 1989-92
2. **6,291** - **Travis Wilson, 1998-**
3. 3,719 - Warren Whittaker, 1963-66
4. 3,703 - Ricky Satterfield, 1972-75
5. 3,665 - Ted Phelps, 1965-68

Single-Season Total Offense

1. **2,157** - **Travis Wilson, 1999**
2. **1,982** - **Travis Wilson, 2000**
3. 1,916 - Carter Davis, 1973
4. 1,864 - Shawn Graves, 1991
5. 1,852 - Harold Chandler, 1970

•Wilson was the only player to rush for 100 yards on Furman last year when he garnered 106 yards on 16 carries.

•Over the last seven games, Wilson has completed 60.8 percent of his passes (48-of-79 for 811 yards) while averaging 16.9 yards per completion.

•He places fourth on the Terriers with 336 yards rushing, including a season-best 86 yards on 16 carries at Clemson.

•Wilson has thrown just one interception in his last 97 attempts dating back to last season. Going back to the 1999 campaign, Wilson has thrown just eight picks over the last 28 games and 111 quarters.

•He ranks second all-time at Wofford in completion percentage (55.7), trailing only **Harold Chandler** (56.1, 1967-70).

•Wilson set a Wofford single-season mark in 1999 with a 64.5 completion percentage, just shy of the SoCon's single-season record of 64.7 (**Braniff Bonaventure**, Furman, 1996).

The Real McCoy

•Halfback **Jesse McCoy** is a big-play weapon in Wofford's offense.

The 1999 SoCon Freshman of the Year averages 9.3 yards each time he touches the ball from the line of scrimmage in his career.

•McCoy gave the Terriers a 7-0 lead at Clemson when he scored on a 26-yard touchdown run on a 4th-and-1 play on Wofford's opening drive.

•McCoy became the first player in Wofford history to go over 100 yards rushing and 100 yards receiving in the same game when he ran for 114 yards on nine carries and had three receptions for 115 yards and two touchdowns in last year's 40-31 win over Western Carolina.

•McCoy had 155 yards on his first four touches against the Catamounts and each of his first six touches resulted in at least 10 yards: 73, 21, 28, 33, 10, and 15 yards.

•McCoy's 7.3 career per carry average is a Wofford record, breaking the previous mark of 7.0 by former quarterback great **Shawn Graves** (1989-92).

•McCoy is the Terriers' second-leading receiver this season with 15 catches for 215 yards (14.3 avg.).

•A native of Acworth, Ga., McCoy has 4.36 speed and has added 30 pounds since first arriving at Wofford.

The Best of McCoy

The top four rushing performances of **Jesse McCoy's** collegiate career have seen him average at least 12.4 yards per carry in those contests.

The games listed below also represent his four career 100-yard games:

<u>Opponent</u>	<u>Att.</u>	<u>Yds.</u>	<u>Avg.</u>	<u>TD</u>
WCU* (10/16/99)	11	136	12.4	2
UTC (10/2/99)	9	134	14.9	0
VMI (10/7/00)	9	133	14.8	3
WCU^ (10/14/00)	9	114	12.7	0

*McCoy also had a 59-yard TD reception

^McCoy added three receptions for 115 yards and two touchdowns.

Familiar Faces

Wofford's starting halfbacks are definitely familiar with each other.

Jesse McCoy and **Ben Foster** were teammates at Harrison High School in Kennesaw, Ga.

Terrier punter **Jimmy Miner**, an All-SoCon selection last season, is also a Harrison graduate.

Just Call Him Joe College...

The following is an inside look at Terrier starting halfback **Ben Foster**:



Ben Foster

•Wofford's Student Body President

•The Division I-AA representative and one of just two student-athletes in the nation to be named to the NCAA Division I Football Issues Committee

•The Southern Conference representative on the NCAA Student-Athlete Advisory Council

•Dean's List student majoring in biology

•Team Captain

•Selected to the 2000 Verizon Academic All-District team

•Has topped all Terrier halfbacks in knockdown blocks the last two seasons

Away from the Gridiron

•Big Brothers and Sisters Foundation

-Serve as a role model and work as a peer tutor and contact person for guidance counselors at junior high schools in the event a student would need additional assistance

•Summer Youth Institute

-Program Director and Coordinator in teaching non-violent ways to youth ages 12-to-15

•Habitat for Humanity

-Recruited 20 fellow students to assist in the construction of a home for low-income residents of Spartanburg

•Stop The Violence Collaboration

-20-to-25 hours a week is spent each summer working with community development and local youth/problem teens

Terrier on a Run

•Wofford fullback **Melvin Jones** (West Columbia, S.C.; Airport High School) recently had a string of three straight career-high rushing performances in which he averaged 144.7 yards per game:

<u>Date</u>	<u>Opponent</u>	<u>Att.</u>	<u>Yds.</u>	<u>Avg.</u>	<u>T D</u>
Oct. 6	VMI	15	121	8.1	1
Oct. 13	Western Carolina	21	145	6.9	3
Oct. 20	Appalachian State	27	168	6.2	2
Totals		63	434	6.9	6

•The 168 yards by Jones against Appalachian State is even more impressive when considering how the Mountaineers contained the last two winners of the Walter Payton Award (the Division I-AA equivalent of the Heisman Trophy). Listed below are comparative numbers this season against the Mountaineer defense:

<u>Name</u>	<u>Att.</u>	<u>Yds.</u>	<u>Avg.</u>	<u>T D</u>
Melvin Jones, Wofford	27	168	6.2	2
Adrian Peterson*, Ga. Southern	19	71	3.7	0
Louis Ivory^, Furman	18	40	2.2	1

*1999 Payton Award winner

^2000 Payton Award winner

•With 721 yards rushing thus far (90.1 per game), Jones is on pace for 991 as he looks to become Wofford's first 1,000-yard rusher since quarterback **Lamond Smith** ran for 1,267 in 1994. Wofford hasn't had a non-quarterback run for 1,000 yards since **Lenny Best** totaled 1,120 yards in 1979.

•Jones already has the highest rushing total by a non-quarterback since **Aaron Allen** ran for 819 yards in 1991.

•The three consecutive 100-yard games by Jones were the most since Smith had five straight 100-yard efforts to close the 1994 season.

•The 168 yards by Jones against Appalachian State were the most by a Terrier fullback in the 14-year tenure of Head Coach **Mike Ayers**, bettering the previous mark of 155 (**Miles Lane**, vs. Samford, 1996).

•Jones' 168 yards versus Appalachian State represented the top game by a Terrier since **Shaun Fogle** had 193 yards last year at East Tennessee State (Nov. 4).

The Two-Headed Monster

Fullbacks **Melvin Jones** and **J.R. McNair** are the Terriers' top two rushers with 721 and 411 yards, respectively. They combine to give Wofford 141.5 yards per game rushing from the fullback position and 15 of the Terriers' 28 touchdowns on the year. Listed below are their combined rushing totals from each game:

<u>Opponent</u>	<u>Att.</u>	<u>Yds.</u>	<u>Avg.</u>	<u>T D</u>
Clemson	24	120	5.0	0
Charleston So.	27	170	6.3	2
Chattanooga	29	78	2.7	2
VMI	24	142	5.9	2
Western Carolina	31	207	6.7	4
Appalachian State	32	175	5.5	2
The Citadel	29	149	5.1	1
South Carolina	29	91	3.1	2
Totals	225	1,131	5.0	15

Record Crowds

This season has seen the Terriers play in front of the two largest crowds to ever see a Wofford athletic event.

A crowd of 78,000 was at Clemson for the season opener with 77,922 in the seats this past Saturday in Columbia.

Paladins Raising Money for Wofford

Prior to joining Furman's Athletic Department as director of the Paladin Club in 1998, Spartanburg resident and current Furman AD **Gary Clark** was a volunteer leader of Wofford's corporate season ticket drive for football and men's basketball games.

Paladin Athletic Hall of Famer and current Furman Board of Trustee member **Bob Pinson** voluntarily led the fundraising campaign for Wofford's Richardson Building, which serves as the cornerstone of the college's athletic program. Pinson is currently the assistant coach of the Terrier men's and women's tennis teams.

Quote of the Week

Outside the visiting locker room at South Carolina, a security guard asked **Julie Ayers**, wife of **Mike Ayers**, if Coach Ayers was her father. The Ayers celebrated their 25th wedding anniversary this summer.

South Carolina's Team

This year's schedule has Wofford playing only two games (Chattanooga and Western Carolina) outside the state of South Carolina.

Nine of Wofford's 11 contests are inside the Palmetto State's border. The Terriers are currently in the midst of three consecutive in-state road games (The Citadel, South Carolina, Furman).

Honorary I-A Members

South Carolina represented Wofford's sixth game in the last four years against a Division I-A opponent.

The Terriers' first game in that stretch was a tough 29-27 loss at Marshall in the 1998 season finale. It came in the same year that USC dropped a 24-21 decision to the Herd in the season opener in Columbia. Wofford saw its bid for an upset at Marshall fall short when a 29-yard field goal was blocked with just over three minutes to play.

Listed below are Wofford's Division I-A games since the reclassification in 1982:

<u>Year</u>	<u>Opponent</u>	<u>Score</u>
1998	Marshall	27-29
1999	Middle Tennessee	42-52
1999	La.-Lafayette	34-37 (OT)
2000	La.-Monroe	24-6
2001	Clemson	14-38
2001	South Carolina	14-38

Football Anyone?

Nearly one out of every six males on the Wofford campus play on the football team.

The Wofford student body of 1,100 is divided equally between 550 males and 550 females. This year's Terrier football roster has 93 players.

With roughly 300 student-athletes on campus, more than 25 percent of Wofford's student body is on an athletic team.

Wofford POTW

The following are Wofford's Players of the Week from each game:

<u>Opponent</u>	<u>Offense</u>	<u>Defense</u>
Clemson	J.R. McNair	Matt Nelson
Charleston Southern	Melvin Jones	Robert Mathis
Chattanooga	Curtis Nash	Hondre McNeil
VMI	Travis Wilson	Roland Harris
Western Carolina	Melvin Jones	Nathan Fuqua
Appalachian State	Chad Bentley	Matt Nelson
The Citadel	J.R. McNair	Chase Corn
South Carolina	Matt Flynn	Chris Edwards

Five Terriers Receive Preseason All-SoCon Honors

Five Wofford College football players received preseason All-Southern Conference honors from the league coaches.

Placekicker **Darren Brown** and nose tackle **Nathan Fuqua** were named to the first team while outside linebacker **Al Clark**, offensive tackle **J.C. Neel**, and quarterback **Travis Wilson** were second-team selections.

More Fuqua

With 34 tackles for loss in less than three full seasons at Wofford, including 18 last year, nose tackle **Nathan Fuqua** is on pace to easily become the Terriers' career leader in that category.

Brian Bodor, a consensus All-America selection last year, holds that mark with 38.

Fuqua has been an All-SoCon selection in each of his first two seasons with the Terriers.

Defensive Pressure

Wofford had three sacks of Clemson quarterback **Woodrow Dantzler** in a five-play third-quarter sequence and a total of four sacks on the day against the Heisman Trophy candidate.

The Sack Men

•In back-to-back games this year, a Wofford player tied the school's single-game sack record.

•Outside linebacker **Hondre McNeil** had sacks on three consecutive plays at Chattanooga (Sept. 29). After his first sack resulted in a safety, McNeil then recorded sacks on the first two snaps of the Mocs' ensuing series.

McNeil was making his first start in over a year. He was sidelined in week three of last season by a torn ACL.

•Inside linebacker **Robert Mathis** had three sacks en route to earning SoCon Defensive Player of the Week honors in the 35-10 win over Charleston Southern (Sept. 22).

Defensive Improvements

The following shows Wofford's improvement defensively from last season:

Year	Rush. Yds.	Pass. Yds.	Tot. Offense
2000	149.3	242.5	391.8
2001	130.0	215.4	345.4

The Terriers are allowing 46.4 yards per game fewer than a year ago.

Seeing the Ball

Isaac Goodpaster, Wofford's leading receiver, is legally blind with 20/200 vision.

Goodpaster is seeing the ball well enough, though, to post a team-best 18 catches for 372 yards (20.7 avg.) and two touchdowns.

Goodpaster accounts for 40.3 percent of Wofford's receiving yards this season. He had a season-high five receptions at South Carolina.

A junior from Mt. Sterling, Ky., Goodpaster had just one reception for two yards entering the 2001 campaign.

Academic Dominance

With six selections, Wofford dominated the 2000 Verizon Academic All-District Team.

No other school, which combines Division I-A and I-AA members in a five-state region, had more than three players named to the team. To be eligible, a player must have a 3.2 cumulative grade-point average.

Defensive tackle **Brian Bodor**, outside linebacker **Chase Corn**, halfback **Ben Foster**, center **Bailey King**, strong safety **Brandon Ladd**, and offensive guard **Eric Nash** represented Wofford last year.

The Terriers have nine players nominated this year (offensive tackle **Jesse Blackburn**, placekicker **Darren Brown**, Corn, Foster, King, Ladd, inside linebacker **Derrick Ledford**, running back **J.R. McNair**, and Nash), including seven starters and two key second-team performers.

The Plus and Minus

Wofford has committed just one turnover and is a +6 in the turnover department in its three wins.

In five losses, the Terriers have 10 turnovers and are a -4 in turnover ratio.

On The Offensive

Wofford is averaging 386.4 yards per game offensively, 41.0 yards more than its opposition (345.4).

The Terriers are also averaging 26.5 points per game.

Homecomings

Wofford wide receiver **Marcus Gilmore** is a Greenville native and graduate of J.L. Mann Academy. **Brandon Batson** (Travelers Rest) is the holder on extra points and field goals. Freshman **Josh Smith** (Greer, Riverside High School) is contributing on special teams.

An Inspirational Story

•Preseason All-America placekicker **Darren Brown** was born without a left arm below the elbow.

The senior from Hendersonville, N.C., set a SoCon record for field-goal accuracy last year as he connected on 12-of-14 attempts (85.7 percent). The 12 field goals also tied a Wofford single-season mark.

•Brown is 5-of-7 on field goals this season and 25-of-26 on PATs.

•As a freshman, Brown executed a successful surprise onside kick in which he made the recovery against Chattanooga.

The SoCon's Big Foot

In addition to All-SoCon placekicker **Darren Brown**, the Terriers also have an All-League selection at punter in sophomore **Jimmy Miner**.

Miner tops the SoCon and ranks in a tie for sixth nationally in Division I-AA with his average of 42.5 yards on 37 attempts. The two longest punts of his career came in the Oct. 27 game at The Citadel as he had boots of 67 and 68 yards on the way to a 47.9 average on seven kicks.

Miner also had a 43.5 mark on six attempts at Clemson.

Air Ayers

•Wofford is averaging 14.7 yards per pass completion this season.

In the last seven games, **Travis Wilson** is averaging 16.9 yards with each completed pass. He has hit on 48-of-79 attempts (60.8 percent) for 811 yards with two touchdowns and one interception in that stretch.

•**Isaac Goodpaster** is averaging 20.7 yards with his team-high 18 receptions for 372 yards.

•Wofford threw the ball just 13.5 times per game last season, but averaged 16.6 yards with each completion.

Air Wilson

•The development of Wofford's passing game is traced through senior quarterback **Travis Wilson**.

In the year prior to his arrival (1997), which also represented the Terriers' first season of SoCon play, Wofford's top receiver on the year had five receptions (**Larry Windham**) while the leader in receiving yards totaled 64 (**Jeff Scott**).

•Wilson is Wofford's all-time leading passer (3,886) and is on pace to throw for over 4,000 yards in his career.

Recapping Clemson

•Wofford's 276 yards rushing against Clemson represented the second-highest total surrendered in the three-year tenure of Tiger Head Coach **Tommy Bowden**. It was surpassed only by the 286 yards posted by Virginia Tech in 1999.

•Buoyed by a 204-yard rushing performance, Wofford outgained Clemson by a 219-to-211 margin in the first half. The Terriers also held an 18:27-to-11:33 edge in time of possession.

•The Terriers built first-half leads of 7-0 and 14-7. Wofford still trailed just 24-14 with 10 seconds left in the third quarter.

•Wofford posted four sacks and an interception against Heisman Trophy candidate **Woodrow Dantzler**. The Terriers had three of their sacks in a five-play sequence of the third quarter. Dantzler was also held to 55 yards rushing on 13 carries.

•The Terriers forced a total of three Tiger turnovers.

•Wofford's performance produced the first boos in Death Valley during the Bowden era.

What The Tigers Were Saying...

"Wofford whipped us in the first half. We got our fannies kicked by them. Wofford simply took it to us. I'd rather play the Green Bay Packers."

Reggie Herring

Clemson Defensive Coordinator

"I tip my hat to the Wofford Terriers. They came out flying around and playing hard. We knew they would. That's a really good football team."

Will Merritt

Clemson Offensive Guard

"Wofford had great execution. They ran hard and they're very good."

Chad Carson

Clemson Linebacker

"Wofford was a good team. We knew we would have to come out ready to play to beat them. A lot of people thought that because they were a I-AA school that we would run all over them, but we knew better than that. We knew it would be a 60-minute game. Wofford is as good as half the teams in the ACC."

Woodrow Dantzler

Clemson Quarterback

"Travis Wilson is better than some of the ACC quarterbacks we've faced."

Nick Eason

Clemson Defensive Tackle

Fourth Down Heroics

The entire field is four-down territory for Wofford as the Terriers are 17-of-26 (65.3 percent) on fourth-down attempts. Among the fourth-down highlights this season:

•Wofford was successful on a 4th-and-2 at its own 25-yard line on the opening series at South Carolina. **Jesse McCoy** took a pitch for seven yards and a first down.

•In the first quarter of the Oct. 27 game at The Citadel, **Melvin Jones** ran for six yards and a first down on a 4th-and-2 at the Terrier 32-yard line.

•Trailing 22-19 with 2:49 to play at Chattanooga, Wofford faced a 4th-and-4 at the Moc 21-yard line. The Terriers went for it and **Ben Foster** carried seven yards for a first down. Wofford eventually scored a go-ahead touchdown with 1:14 left.

Wofford was also successful on a 4th-and-1 at its own 29-yard line on the second series of the Chattanooga game. **Travis Wilson** ran 10 yards for a first down.

•At Clemson, the Terriers had a 4th-and-1 at the Tiger 26-yard line on their opening series. McCoy carried around right end for a touchdown and an early 7-0 Wofford lead.

The Terriers were 15-of-27 (55.6 percent) on fourth-down attempts last season and 24-of-39 (61.5 percent) in 1999.

Top Terriers

Listed below are Wofford's top rushing performances this season:

<u>Name</u>	<u>Opponent</u>	<u>Yards</u>
Melvin Jones	Appalachian State	168
Melvin Jones	Western Carolina	145
Melvin Jones	VMI	121
J.R. McNair	The Citadel	98
Melvin Jones	Charleston So.	88
Travis Wilson	Clemson	86
J.R. McNair	Charleston So.	82
Jesse McCoy	Charleston So.	75

Breaking Down the Wingbone

Wofford has rushed the ball on 80.7 percent (465-of-576) of its plays this season. The fullback position has carried the ball on 48.4 percent (225-of-465) of the running plays and 39.1 percent of all snaps (225-of-576).

Spreading the Wealth

Wofford rushes for 271.0 yards per game with four players averaging at least 42.0 yards:

<u>Name</u>	<u>Att.</u>	<u>Yds.</u>	<u>Avg.</u>	<u>T.D.</u>
Melvin Jones, FB	138	721	5.2	7
J.R. McNair, FB	87	411	4.7	8
Jesse McCoy, HB	67	364	5.4	3
Travis Wilson, QB	92	336	3.7	2

As a team, the Terriers average 4.7 yards per rushing attempt.

So Close

With three-point losses to Chattanooga (29-26) and Western Carolina (31-28), Wofford is just eight points away from being 5-3 overall and 4-1 in the SoCon.

Among the League Leaders

The following are key SoCon rankings for Wofford and its players:

<u>Name/Category</u>	<u>Average</u>	<u>Ranking</u>
Jimmy Miner	42.5 punting avg.	1st!
Melvin Jones	90.1 rushing ypg	4th*
Travis Wilson	141.5 QB rating	2nd
Travis Wilson	147.9 tot. off. pg	5th
Isaac Goodpaster	46.5 receiving ypg	5th
J.R. McNair	8 TDs/6.0 pts. pg	4th
Rushing Offense	271.0 ypg	2nd^
Total Offense	386.4 ypg	2nd
Scoring Offense	26.5 points pg	4th
Rushing Defense	130.0 ypg	3rd
Time of Poss.	32:16	2nd
4th-Down Conv.	65.4% (17-of-26)	3rd
Opp. 4th-Down	38.5% (5-of-13)	2nd
Fewest Pen. Yards	44.6 ypg	3rd

!Ranks in a tie for 6th in Division I-AA

*36th in Division I-AA

^5th in Division I-AA

Going for It

The 26 fourth-down attempts by Wofford are twice as many as its opposition (13).

Versus the Gamecock Defense

- Wofford did not have a negative play from scrimmage against South Carolina.
- The Terriers' 17-play, 80-yard scoring drive was the longest in terms of number of plays against USC this season. It also came against the Gamecocks' first-team defense.
- Prior to a turnover at the USC one-yard line, Wofford drove 74 yards in 10 plays on its previous series.
- Wofford's 14 points against South Carolina were more than Georgia, Arkansas, Kentucky, and Boise State scored versus the Gamecock defense. It also equaled the point total of Mississippi State and Vanderbilt and was just three points shy of Tennessee's output against USC.

Spartanburg's Team

- The eight Spartanburg natives on this year's roster represent the highest total at Wofford in the 14-year tenure of Head Coach **Mike Ayers**.
- The local Terriers with their high school in parentheses are: **Al Clark** (Dorman), **Chase Corn** (Dorman), **Matt Flynn** (Dorman), **Trevor Hray** (Spartanburg), **Curtis Nash** (Dorman), **Steve Prochak** (Spartanburg), **Trey Rodgers** (Dorman), and **Shiel Wood** (Spartanburg).
- Nash quarterbacked Dorman to the state championship game in 1999 while Rodgers, his successor, led the Cavaliers to the state title last year.

Coaching Stability

Head Coach **Mike Ayers** is in his 14th season at Wofford. His assistant coaches have also been a model of stability:

Off. Coordinator **Wade Lang*** (14th year)
 Off. Line Coach **Drew Watson** (12th year)
 Kicking Coach **Lee Hanning** (12th year)
 Def. Coordinator **Nate Woody*** (11th year)
 Def. Line Coach **Jack Teachey** (8th year)
 Wide Receiver Coach **Bruce Lackey** (7th year)
 Outside LB Coach **Thomas Neel** (4th year)
 RB Coach **Freddie Brown*** (3rd year)
 Secondary Coach **Terry Lantz** (2nd year)
 Tight End Coach **Joe Lesesne^** (1st year)

*Wofford graduate and four-year letterman
 ^Served as Wofford's president for 28 years (1972-2000)

That's My Boy

Freshman wide receiver and kick returner **Shiel Wood** is the son of Wofford Athletic Director **David Wood**.

The younger Wood has two receptions for 23 yards while returning five kickoffs for a 20.0 average.

Wood (the father) was a football standout at Elon and a former assistant coach at Catawba.

Team Captains

Cornerback **Chris Edwards**, halfback **Ben Foster**, nose tackle **Nathan Fuqua**, offensive tackle **J.C. Neel**, and quarterback **Travis Wilson** are the Terriers' team captains this season.

Fuqua is the lone junior among the group while Wilson is in his second year as a captain.

Last year, Wilson was the first junior to be a captain since former quarterback **Shawn Graves** held the honor in 1991.

Good Genes

Outside linebackers **Al Clark** and **Chase Corn** are third generation Wofford football players and teammates.

Clark's and Corn's grandfathers were teammates on Wofford's 1949 football team that posted an 11-0 regular season before being upset 19-6 by Florida State in the Cigar Bowl.

Clark's and Corn's fathers were also teammates at Wofford from 1972-76. Corn also had an uncle who played for the Terriers.

The Marshall Plan

Prior to becoming the dominant program in Division I-AA, Marshall had to wait five years to win its first Southern Conference game after beginning league play in 1977.

With 17 victories in its opening five years of SoCon membership, Wofford is well ahead of schedule on "The Marshall Plan."

Quick Progress

Since beginning SoCon play in 1997, which was just its third season in Division I-AA, Wofford is tied for the fifth-highest win total in league play: Georgia Southern (35), Appalachian State (30), Furman (26), East Tennessee State (18), Wofford (17), Western Carolina (17), Chattanooga (15), The Citadel (11), and VMI (2).

Uniform Watch

The following is Wofford's record with each uniform combination this season:

Black Jersey with Gold Pants:	2-0
Black Jersey with Black Pants:	1-1
White Jersey with Gold Pants:	0-2
White Jersey with Black Pants:	0-2

Gibbs Stadium

Wofford's football stadium is the second youngest facility in the Southern Conference.

With a capacity of 13,000, Gibbs Stadium opened in October 1996. Only Chattanooga's Finley Stadium (1997) is newer.

The Terriers have a 16-9 home record since moving into Gibbs Stadium.

On The Tube

Wofford has a 3-1 record in regionally-televised games. Its lone loss was last year's 27-18 defeat to Furman.

Steady Improvements

Listed below is Wofford's year-by-year record since beginning SoCon play in 1997:

<u>Year</u>	<u>Record</u>	<u>Place</u>
1997	3-7, 2-6	8th
1998	4-7, 3-5	7th
1999	6-5, 5-3	4th
2000	7-4, 5-3	4th

The Last Time...

•The Terriers have not had a kickoff return for a touchdown since **Craig Best** took one back 93 yards in a 1982 game versus Elon.

•Wofford's last punt return for a touchdown came in 1997 when **Tony Young** went 84 yards against Charleston Southern.

Looking Back at the Shutout

The following are notables from Wofford's 13-0 shutout of The Citadel (Oct. 27):

•Wofford has defeated The Citadel in three consecutive seasons for the first time since a streak of four consecutive wins from 1955-58.

•The Terriers shut out The Citadel for the first time since a 34-0 victory in Orangeburg in 1957.

•Wofford posted its first shutout of a SoCon team since beginning league play in 1997. It was the Terriers' first blanking since a 20-0 win over Charleston Southern in 1998.

•Wofford posted its first road shutout since a 45-0 win at Kentucky State in 1989.

•The Terriers posted their lowest point total in a victory since a 13-9 win at Lenoir-Rhyne in 1991.

•Wofford actually had its lowest point total in 20 games, dating back to a 1999 contest at Furman when it scored three points.

In Search of 400

Wofford has won 399 games in its football history.

College football in the state of South Carolina traces back to Wofford. The Terriers played in the first-ever collegiate football game in the state when they posted a 5-1 win over Furman in 1889.

W O F F O R D V S . F U R M A N

A Statistical Comparison

The following are how this year's team statistics compare:

	<u>Furman</u>	<u>Wofford</u>
Points per game - allowed	31.9 - 12.8	26.5 - 24.2
Rushing yards per game - allowed	198.1 - 124.5	271.0 - 130.0
Passing yards per game - allowed	157.8 - 132.3	115.4 - 215.4
Total net yards per game - allowed	355.9 - 256.8	386.4 - 345.4
Punts - average	30 - 33.5	37 - 42.5
Penalties - yards	32 - 270	45 - 357
Turnover Margin (takeaways/giveaways)	+1 (15/14)	+2 (13/11)
Fumbles - Lost	11 - 9	18 - 6
Third-Down Conversions - allowed	43.6% - 31.5%	36.4% - 39.4%
Time of Possession - allowed	29:02 - 30:58	32:16 - 27:44

Magic Numbers

•Wofford has a 46-2-1 record in the 49 games under Head Coach **Mike Ayers** that the Terriers have allowed 16 or fewer points.

•Wofford has won 25 consecutive games when holding a halftime lead.

The Terriers' last loss when leading at the break was a 20-16 defeat to Elon in 1995. Wofford held a 9-3 halftime edge that night.

He's Old School

•It's not uncommon for Wofford Head Coach **Mike Ayers** to drive the team's equipment truck when it travels.

•Ayers doubles as the position coach, with **Joe Lesesne**, for the Wofford tight ends.

The Man in the Middle

Standing just 5-foot-11 and 240 pounds, Wofford starting center **Bailey King** carries the team's highest grade-point average (3.8).

Wofford Starting Lineup

	CLEM	CSU	UTC	VMI	WCU	ASU	CIT	USC
<u>Offense</u>								
L T	Williams	Neel	Neel	Neel	Neel	Neel	Neel	Neel
LG	Bentley	Bentley	Bentley	Bentley	Bentley	Bentley	Bentley	Bentley
C	King	King	King	King	King	King	King	King
RG	Nash	Nash	Nash	Nash	Nash	Nash	Nash	Nash
RT	Blackburn	Blackburn	Blackburn	Williams	Williams	Williams	Williams	Williams
T E	Flynn	Belger (WR)	Gilmore (WR)	Nash (WR)	Nash (WR)	Flynn	Nash (WR)	Nash (WR)
WR	Goodpaster	Goodpaster	Goodpaster	Goodpaster	Goodpaster	Goodpaster	Goodpaster	Goodpaster
QB	Wilson	Wilson	Wilson	Wilson	Wilson	Wilson	Wilson	Haughey
RB	Jones	Jones	Jones	Jones	Jones	Jones	Jones	Jones
HB	McCoy	McCoy	McCoy	McCoy	McCoy	McCoy	McCoy	McCoy
HB	Foster	Gaillard	Foster	Foster	Foster	Foster	Foster	Foster

Defense

DT	Jones	Jones	Jones	Jones	Jones	Jones	Pryor	Jones
NT	Fuqua	Fuqua	Fuqua	Fuqua	Fuqua	Fuqua	Dean	Fuqua
DT	Pressley	Pressley	Pressley	Pressley	Pressley	Trapp	Trapp	Trapp
OLB	Corn	Corn	Corn	Corn	Corn	Corn	Corn	Corn
ILB	Mathis	Mathis	Mathis	Mathis	Ledford	Ledford	Ledford	Mathis
ILB	Thrift	Ledford	Freland	Freland	Freland	Freland	Freland	Ledford
OLB	Clark	Clark	McNeil	McNeil	McNeil	McNeil	McNeil	McNeil
CB	Edwards	Edwards	Edwards	Edwards	Edwards	Washington	Washington	Edwards
FS	Davis	Nelson	Ladd	Nelson	Nelson	Ladd	Ladd	Ladd
SS	Ladd	Brizendine	Nelson	Brizendine	Brizendine	Nelson	Nelson	Nelson
CB	Harris	Washington	Harris	Harris	Harris	Harris	Harris	Harris

WOFFORD COLLEGE TWO-DEEP

(updated Nov. 4, 2001)

OFFENSE

LEFT TACKLE

72 J.C. Neel (6-5, 285, Sr.)
63 Jesse Blackburn (6-3, 265, Jr.)

LEFT GUARD

67 Chad Bentley (6-1, 288, Jr.)
65 Bobby Gibbs (6-3, 270, Fr.)

CENTER

69 Bailey King (5-11, 240, Sr.)
70 Prosser Carnegie (6-1, 270, Jr.)

RIGHT GUARD

55 Eric Nash (6-3, 280, Sr.)
77 Eric Deutsch (6-3, 300, So.)

RIGHT TACKLE

61 Steward Williams (6-1, 270, Sr.)
71 Stacey Clark (6-4, 300, Sr.)

TIGHT END

83 Matt Flynn (6-2, 230, Sr.)
88 Adam Regenthal (6-3, 238, Fr.)

WIDE RECEIVER

20 Isaac Goodpaster (6-0, 175, Jr.)
17 Curtis Nash (6-1, 180, So.)

QUARTERBACK

16 Travis Wilson (6-3, 205, Sr.)
14 Nick Haughey (5-11, 190, Jr.)

HALFBACK

29 Jesse McCoy (5-10, 195, Jr.)
7 Shaun Fogle (5-11, 187, So.)

RUNNING BACK

41 Melvin Jones (5-11, 212, Jr.)
4 J.R. McNair (5-10, 195, So.)

HALFBACK

34 Ben Foster (5-8, 185, Sr.)
42 D.J. Gaillard (5-10, 195, Jr.)

DEFENSE

TACKLE

97 Anthony Jones (5-10, 255, Jr.)
91 Bill Pryor (6-3, 245, So.)

NOSE TACKLE

90 Nathan Fuqua (6-1, 280, Jr.)
93 Scotty Dean (6-1, 275, Sr.)

TACKLE

94 Robert Trapp (6-2, 280, Sr.)
95 John Pressley (6-3, 240, So.)

OUTSIDE LINEBACKER

2 Hondre McNeil (6-2, 208, Sr.)
35 Al Clark (6-3, 225, Sr.)

INSIDE LINEBACKER

49 Robert Mathis (6-2, 235, Jr.)
54 Jimmy Freland (5-11, 215, Fr.)

INSIDE LINEBACKER

5 Derrick Ledford (6-2, 225, Sr.)
44 Timmy Thrift (6-0, 208, Fr.)

OUTSIDE LINEBACKER

37 Chase Corn (5-11, 202, Jr.)
10 Teddie Whitaker (6-2, 230, So.)

LEFT CORNERBACK

6 Chris Edwards (5-9, 182, Sr.)
8 Craig Thomas (5-10, 185, So.)

STRONG SAFETY

30 Matt Nelson (6-1, 195, So.)
19 Ryan Steele (6-1, 195, So.)

FREE SAFETY

24 Brandon Ladd (5-10, 185, Jr.)
47 Shaun Davis (6-1, 185, Jr.)

RIGHT CORNERBACK

48 Roland Harris (5-9, 172, Jr.)
25 Fred Washington (5-10, 190, Sr.)

SPECIAL TEAMS

PUNTER

32 Jimmy Miner (6-3, 195, So.)
31 Brandon Smith (5-11, 198, Fr.)

PLACEKICKER

23 Darren Brown (6-0, 170, Sr.)

PUNT RETURNS

6 Chris Edwards (5-9, 182, Sr.)

KICKOFF RETURNS

29 Jesse McCoy (5-10, 195, Jr.)
84 Shiel Wood (5-10, 180, Fr.)

HOLDER

9 Brandon Batson (6-0, 195, Jr.)
84 Shiel Wood (5-10, 180, Fr.)

LONG SNAPPER

82 Jonathan Starks (6-2, 215, So.)

KICKOFFS

23 Darren Brown (6-0, 170, Sr.)

WOFFORD VS. FURMAN

Game 1

Clemson 38, Wofford 14
Sept. 8, 2001; Clemson, S.C.

Wofford held a pair of first-half leads before seeing Clemson rebound for a 38-14 victory in front of a crowd of 78,000 in Death Valley (Sept. 8).

The Terriers drove 65 yards in six plays on their opening series, capped by a 26-yard touchdown run by **Jesse McCoy** on a 4th-and-1 play, to take a 7-0 lead.

After Clemson evened the game, a **Teddie Whitaker** fumble recovery set up a **Travis Wilson's** 15-yard touchdown pass to **Isaac Goodpaster** to give Wofford a 14-7 lead at the close of the first quarter.

The Tigers took a 24-14 halftime lead and it remained just a 10-point game until Clemson scored again with 10 seconds remaining in the third quarter.

Wofford's 276 yards rushing represented the second-highest total allowed in the three-year Clemson tenure of Head Coach **Tommy Bowden**. The Terriers rushed for 204 yards in the first half and outgained the Tigers by a 219-to-211 margin in total offense at the intermission.

The Terrier defense recorded four sacks and forced three Clemson turnovers while limiting Heisman Trophy candidate **Woodrow Dantzler** to 55 yards rushing on 13 carries.

Wofford	14	0	0	0	14
Clemson	7	17	7	7	38

First Quarter

W - McCoy 26 run (Brown kick), 9:41

C - McKelvey 7 pass from Dantzler (Hunt kick), 7:12

W - Goodpaster 15 pass from Wilson (Brown kick), 2:16

Second Quarter

C - Hunt 43 field goal, 14:52

C - Meekins 29 fumble recovery (Hunt kick), 13:23

C - Zachery 1 run (Hunt kick), 9:41

Third Quarter

C - McKelvey 7 pass from Dantzler (Hunt kick), :10

Fourth Quarter

C - Rambert 3 run (Hunt kick), 11:53

	<u>Wofford</u>	<u>Clemson</u>
First Downs	19	29
Rushes - Yards	56-276	41-200
Passing Yards	36	283
Total Offense	312	483
Passes	16-6-0	37-26-2
Punts - Avg.	6-43.5	1-43.0
Fumbles - Lost	3-2	1-1
Penalties - Yards	2-16	4-35
Time of Possession	32:10	27:50

Wofford Individuals

Rushing

Wilson 16-86, McNair 10-68, McCoy 9-58, Jones 14-52, Fogle 4-11, Gaillard 1-1, Mungin 2-0

Passing

Wilson 15-6-0, 36 yards; Team 1-0-0

Receiving

Jones 2-6, Goodpaster 1-15, Gaillard 1-7, McCoy 1-7, Gilmore 1-1

Game 2

Wofford 35, Charleston So. 10
Sept. 22, 2001; Spartanburg, S.C.

Mike Ayers became Wofford's all-time winningest football coach in a 35-10 rout of Charleston Southern.

Ayers picked up his 78th victory at Wofford to move past **Conley Snidow** (1953-66) into the top spot on the Terrier career win chart.

The Terriers scored touchdowns on five of their first seven possessions on the way to 398 yards rushing and 566 in offense on the night.

Travis Wilson totaled 212 yards for Wofford. He averaged 31.8 yards on five pass completions (5-of-9 for 159 yards) while adding 53 yards rushing, including a 26-yard score.

Melvin Jones was the top Terrier ground gainer with 88 yards on 16 attempts while **J.R. McNair** added 82 yards on 11 carries, including touchdown runs of 11 and 22 yards. **Isaac Goodpaster** was the big-play receiver for the Terriers with two receptions for 100 yards.

Wilson had a 43-yard pass completion to **Jesse McCoy** on the Terriers' opening snap of the game to key an eight-play, 79-yard scoring drive. The Terriers built a 21-3 halftime lead when Wilson scored on his 26-yard run.

Charleston Southern was held to just two yards rushing and 193 yards of offense. Its lone touchdown came on a fumble return.

CSU	0	3	7	0	10
Wofford	7	14	14	0	35

First Quarter

W - Gaillard 4 run (Brown kick), 7:03

Second Quarter

W - McCoy 20 run (Brown kick), 12:46

C - Waters 40 field goal, 6:00

W - Wilson 26 run (Brown kick), 4:04

Third Quarter

W - McNair 22 run (Brown kick), 12:42

W - McNair 11 run (Brown kick), 8:06

C - West 37 fumble return (Waters kick), 3:12

	<u>Wofford</u>	<u>CSU</u>
First Downs	24	12
Rushes - Yards	59-398	25-2
Passing Yards	168	191
Total Offense	566	193
Passes	10-6-0	31-22-1
Punts - Avg.	4-41.0	7-29.9
Fumbles - Lost	3-1	0-0
Penalties - Yards	5-58	4-20
Time of Possession	31:36	28:24

Wofford Individuals

Rushing

Melvin Jones 16-88, McNair 11-82, McCoy 5-75, Wilson 11-53, Foster 4-36, Fogle 5-29, Gaillard 3-24, Mungin 1-12, Haughey 3-(1)

Passing

Wilson 9-5-0, 159 yards; Haughey 1-1-0, 9 yards

Receiving

Goodpaster 2-100, Gilmore 2-14, McCoy 1-43, Mike Jones 1-11

Game 3

Chattanooga 29, Wofford 26
Sept. 29, 2001; Chattanooga, Tenn.

Wofford staged a furious fourth-quarter comeback only to see UTC rally for a 29-26 victory.

With the Mocs holding a 22-11 fourth-quarter lead, Wofford scored a pair of touchdowns in a 5:43 span to move ahead 26-22 with 1:14 left.

The Terrier comeback began with a 13-play, 76-yard drive. **Travis Wilson** capped the possession with an eight-yard scoring pass to **Curtis Nash**. The Terriers converted the 2-point play to cut the deficit to 22-19.

Following a defensive stop, the Terriers took control of the ball at the Chattanooga 40 with 5:49 to play. After driving to the Moc 21, Wofford faced a 4th-and-4 with 2:49 left. **Ben Foster** then carried for seven yards and a first down. Four plays later, a two-yard **J.R. McNair** run gave Wofford a 26-22 lead.

However, Chattanooga drove 83 yards in six plays to score the winning touchdown on a 21-yard pass from **Chuck Spearman** to **Jason Jones** with 20 seconds remaining in the contest.

The Terriers' first points of the game came on an **Hondre McNeil** sack of Moc quarterback **Cos DeMatteo** in the end zone for a safety. McNeil then sacked DeMatteo on Chattanooga's first two plays of the ensuing series to give him three sacks on the night.

Wofford	0	5	6	15	26
Chattanooga	3	3	10	13	29

First Quarter

C - Thompson 37 field goal, 4:55

Second Quarter

W - McNeil safety, 14:17

W - Brown 30 field goal, 11:50

C - Thompson 23 field goal, :02

Third Quarter

C - Ikwuezunma 56 punt return (Thompson kick), 12:12

W - Jones 4 run (rush failed), 6:40

C - Thompson 34 field goal, 2:54

Fourth Quarter

C - McNeill 11 run (pass failed), 11:10

W - Nash 8 pass from Wilson (McCoy pass from Wilson), 6:57

W - McNair 2 run (Brown kick), 1:14

C - Jones 21 pass from Spearman (Thompson kick), :20

	<u>Wofford</u>	<u>UTC</u>
First Downs	18	16
Rushes - Yards	62-177	39-114
Passing Yards	155	167
Total Offense	332	281
Passes	15-8-1	20-12-0
Punts - Avg.	4-37.5	4-47.3
Fumbles - Lost	2-1	0-0
Penalties - Yards	6-59	10-100
Time of Possession	34:11	25:49

Wofford Individuals

Rushing

Wilson 25-68, Jones 20-45, McNair 9-33, Foster 5-23, McCoy 3-8

Passing

Wilson 14-8-0, 155 yards; Haughey 1-0-1

Receiving

Nash 3-61, Goodpaster 2-56, Gilmore 1-26, McCoy 1-7, Jones 1-5

WOFFORD VS. FURMAN

Game 4

Wofford 59, VMI 14

Oct. 6, 2001; Spartanburg, S.C.

Eight different Terriers scored touchdowns while quarterback **Travis Wilson** directed touchdown drives on all four of his possessions as Wofford rolled to a 59-14 win over VMI.

After a season-long 43-yard kickoff return by **Chris Edwards** gave Wofford possession at midfield for the game's opening series, **Melvin Jones** carried five times for 42 yards on a six-play, 50-yard scoring drive to give the Terriers a 7-0 lead just 2:36 into the contest. Jones, who rushed for a game-high 121 yards on 15 carries, had a 19-yard gain on Wofford's first snap of the game and a six-yard scoring run to cap the drive.

Wilson then had completions of 21 and 47 yards to **Isaac Goodpaster** on the Terriers' next possession to set up a five-yard **Jesse McCoy** touchdown run that gave Wofford a 14-0 lead just 5:09 into the game.

VMI	0	0	7	7	14
Wofford	14	17	21	7	59

First Quarter

W - Melvin Jones 6 run (Brown kick), 12:24

W - McCoy 5 run (Brown kick), 9:51

Second Quarter

W - Brown 24 field goal, 13:09

W - Goodpaster 14 pass from Wilson (Brown kick), 9:42

W - McNair 10 run (Brown kick), 7:17

Third Quarter

V - Gibson 1 run (Sharpe kick), 9:24

W - Mungin 39 run (Brown kick), 6:20

W - Steele 10 blocked punt return (Brown kick), 5:17

W - Rodgers 14 run (Brown kick), 2:49

Fourth Quarter

V - Solomon 1 run (Sharpe kick), 13:51

W - Mike Jones 2 run (Brown kick), 11:03

	Wofford	VMI
First Downs	22	21
Rushes - Yards	58-304	30-55
Passing Yards	193	276
Total Offense	497	331
Passes	15-12-0	58-28-2
Punts - Avg.	4-42.3	5-28.2
Fumbles - Lost	3-0	2-2
Penalties - Yards	7-76	4-29
Time of Possession	32:07	27:53

Wofford Individuals

Rushing

Melvin Jones 15-121, Mungin 2-49, Fogle 5-26, McNair 9-21, Dorham 2-18, Rodgers 2-12, McCoy 5-12, Wilson 1-11, Mike Jones 4-11, Gaillard 3-10, Goodpaster 1-9, Haughey 1-8, Jefferson 1-7, Team 1-0, Sullivan 2-(5), Zolman 4-(6)

Passing

Wilson 7-6-0, 136 yards; Haughey 4-4-0, 47 yards; Rodgers 2-1-0, 1 yard; Zolman 1-1-0, 9 yards; McCoy 1-0-0

Receiving

Goodpaster 3-82, Gilmore 2-31, Foster 2-31, McCoy 2-19, Wood 1-14, Jefferson 1-9, Mungin 1-7

Game 5

Western Carolina 31, Wofford 28

Oct. 13, 2001; Cullowhee, N.C.

The Wofford football team staged a furious fourth-quarter comeback but could not overcome four turnovers that led to 17 Western Carolina points in dropping a 31-28 decision to the Catamounts in Cullowhee, N.C.

Trailing 31-14 with 8:55 to play, Wofford drove 72 yards in 10 plays to close the deficit to 31-21 with 6:30 remaining. **Travis Wilson**, who completed 16-of-24 passes for 181 yards on the night, was 4-of-5 for 44 yards on the drive which was capped by a **J.R. McNair** six-yard touchdown run.

The Terriers then drove 80 yards in seven plays on their next possession to cut the deficit to 31-28 with 1:58 left. **Melvin Jones** scored from 17 yards out, his third touchdown in the game, as part of a career-high 145 yards rushing on 21 carries.

Three of Western Carolina's first four scores were set up by Terrier turnovers. Those three drives totaled just 47 yards.

The Terriers played without inside linebacker and leading tackler **Robert Mathis**, who missed the game with a sprained ankle.

Wofford	0	14	0	14	28
WCU	7	14	10	0	31

First Quarter

WCU - Banks 35 pass from Gaither (Rowser kick), 4:57

Second Quarter

W - Jones 10 run (Brown kick), 13:02

WCU - Banks 37 pass from Gaither (Rowser kick), 7:42

W - Jones 7 run (Brown kick), 4:21

WCU - Roy 10 pass from Gaither (Rowser kick), :14

Third Quarter

WCU - Rowser 41 field goal

WCU - DeShauteurs 2 run (Rowser kick), 1:48

Fourth Quarter

W - McNair 6 run (Brown kick), 6:30

W - Jones 17 run (Brown kick), 1:58

	Wofford	WCU
First Downs	29	17
Rushes - Yards	56-254	41-125
Passing Yards	181	203
Total Offense	435	328
Passes	24-16-1	27-15 0
Punts - Avg.	3-33.7	6-48.7
Fumbles - Lost	3-3	2-1
Penalties - Yards	3-15	6-47
Time of Possession	27:31	32:29

Wofford Individuals

Rushing

Jones 21-145, McNair 10-62, McCoy 8-54, Gaillard 1-7, Foster 3-5, Wilson 12-(2), Miner 1-(17)

Passing

Wilson 24-16-1, 181 yards

Receiving

Goodpaster 4-72, McCoy 4-29, Gilmore 3-20, Nash 2-37, Mungin 1-9, Wood 1-9, Jones 1-5

Game 6

Appalachian State 34, Wofford 23

Oct. 20, 2001; Spartanburg, S.C.

Appalachian State quarterback **Joe Burchette** completed 20-of-25 passes for 306 yards and three touchdowns to lead the Mountaineers to a 34-23 victory over Wofford.

The biggest play of the game came at the close of the first half. After Wofford drove 86 yards in 10 plays, capped by a three-yard **Melvin Jones** touchdown run, to close the Mountaineer lead to 17-14 with 1:02 left before the intermission, Burchette hit **Jermame Little** on a 71-yard scoring pass to give ASU a 24-14 lead with 16 seconds left.

Jones led the Terriers with 168 yards rushing and two touchdowns on 27 carries. It was his third straight career-high performance.

Jones gave Wofford a 7-0 lead when he scored on a career-long 54-yard run with 7:42 left in the first quarter. He had two straight career-long rushes as he ran for a then personal-best 32 yard gain on the previous play to move the ball from the Wofford 14 to the 46-yard line.

A 35-yard **Darren Brown** field goal with 2:47 left in the third quarter pulled Wofford within 24-17.

ASU	3	21	0	10	34
Wofford	7	7	3	6	23

First Quarter

W - Jones 54 run (Brown kick), 7:42

A - Rockhold 27 field goal, 4:28

Second Quarter

A - Layton 61 pass from Burchette (Rockhold kick), 13:53

A - Murphy 1 pass from Burchette (Rockhold kick), 4:52

W - Jones 3 run (Brown kick), 1:02

A - Little 71 pass from Burchette (Rockhold kick), :16

Third Quarter

W - Brown 35 field goal, 2:47

Fourth Quarter

A - Rockhold 44 field goal, 13:36

A - Watkins 10 run (Rockhold kick), 8:15

W - Wilson 15 run (kick failed), :39

	Wofford	ASU
First Downs	16	20
Rushes - Yards	59-267	36-184
Passing Yards	78	306
Total Offense	345	490
Passes	9-4-0	25-20-0
Punts - Avg.	6-44.2	4-30.0
Fumbles - Lost	2-0	1-0
Penalties - Yards	4-24	5-43
Time of Possession	33:10	26:50

Wofford Individuals

Rushing

Jones 27-168, McCoy 12-45, Wilson 13-41, McNair 5-7, Fogle 2-6

Passing

Wilson 9-4-0, 78 yards

Receiving

McCoy 2-60, Mungin 1-17, Jones 1-1

WOFFORD VS. FURMAN

Game 7

Wofford 13, The Citadel 0

Oct. 27, 2001; Charleston, S.C.

SoCon Defensive Player of the Week **Chase Corn** had two sacks and a forced fumble to key a Terrier defense that limited The Citadel to 174 total yards in a 13-0 victory.

J.R. McNair rushed for a career-high 98 yards on 18 carries, including a 39-yard touchdown run to give Wofford a 7-0 lead with 11:24 left in the second quarter. It capped a 2-play, 57-yard scoring drive. **Travis Wilson** had an 18-yard keeper on the initial play of the series.

Following a **Matt Nelson** interception, **Darren Brown** kicked the first of his two field goals on the day, a 32-yard effort, with 6:11 left in the first half to give Wofford a 10-0 lead at the intermission.

Midway through the third quarter, Corn forced Bulldog quarterback **Mazzie Drummond** to fumble with **Derrick Ledford** making the recovery at The Citadel 19-yard line. It set up a Brown 35-yard field goal with 6:44 left in the third quarter, the only points of the second half, to give the Terriers their final margin of 13-0.

The Terriers had four players rush for at least 50 yards while totaling 285 yards on the ground and 317 overall.

Wofford	0	10	3	0	13
The Citadel	0	0	0	0	0

Second Quarter

W - McNair 39 run (Brown kick), 11:24

W - Brown 32 field goal, 6:11

Third Quarter

W - Brown 35 field goal, 6:44

	<u>Wofford</u>	<u>Citadel</u>
First Downs	17	10
Rushes - Yards	61-285	43-104
Passing Yards	32	70
Total Offense	317	174
Passes	8-3-0	15-8-1
Punts - Avg.	7-47.9	6-44.7
Fumbles - Lost	0-0	2-1
Penalties - Yards	12-76	5-29
Time of Possession	34:40	25:20

Wofford Individuals

Rushing

McNair 18-98, Wilson 7-59, McCoy 14-52, Jones 11-51, Fogle 7-33, Foster 1-1, Team 1-(2), Haughey 2-(7)

Passing

Wilson 7-3-0, 32 yards; Batson 1-0-0

Receiving

McCoy 2-20, Goodpaster 1-12

Game 8

South Carolina 38, Wofford 14

Nov. 3, 2001; Columbia, S.C.

Wofford gave a strong effort in a 38-14 loss to No. 14 South Carolina before a crowd of 77,922 in Columbia.

Playing with a non-displaced crack in his left tibia, **Travis Wilson** provided a courageous effort at quarterback for the Terriers. Although his streak of 35 consecutive starts came to an end, Wilson did complete 6-of-9 passes for 70 yards to become Wofford's career passing leader with 3,886 yards.

After falling behind 24-0, the Terriers got back in the game when **Robert Mathis** forced a **Derek Watson** fumble which was recovered by **Nathan Fuqua** at the USC nine-yard line. **J.R. McNair** then scored on a 4th-and-goal run from the one to pull Wofford within 24-7 at the half.

The Terriers' other score, against the Gamecocks' first-team defense, came on a 17-play, 80-yard drive that consumed 7:31 off the clock. McNair's one-yard touchdown run pulled Wofford within 31-14 with 10:36 left in the game. The 17-play drive was the longest of the year in terms of number of plays against South Carolina this season.

Wofford	0	7	0	7	14
South Carolina	10	14	7	7	38

First Quarter

S - Petty 1 run (Weaver kick), 13:14

S - Weaver 25 field goal, 4:52

Second Quarter

S - Pinnock 3 run (Weaver kick), 13:46

S - Pinnock 4 run (Weaver kick), 8:14

W - McNair 1 run (Brown kick), :39

Third Quarter

S - Pinnock 5 run (Weaver kick), 11:13

Fourth Quarter

W - McNair 1 run (Brown kick), 10:36

S - Petty 2 run (Weaver kick), 6:17

	<u>Wofford</u>	<u>USC</u>
First Downs	17	26
Rushes - Yards	54-207	40-247
Passing Yards	80	209
Total Offense	287	456
Passes	14-8-1	30-20-1
Punts - Avg.	3-42.3	0-0.0
Fumbles - Lost	2-1	1-1
Penalties - Yards	6-33	3-21
Time of Possession	32:45	27:15

Wofford Individuals

Rushing

McCoy 11-60, Jones 14-51, McNair 15-40, Fogle 4-23, Wilson 7-20, Foster 1-8, Haughey 2-5

Passing

Wilson 9-6-0, 70 yards; Haughey 5-2-1, 10 yards

Receiving

Goodpaster 5-35, McCoy 2-30, Regenthal 1-15

From: Mark Cohen cohenm@wofford.edu
Subject: Wofford Football Release
Date: February 18, 2002 at 10:40 AM

MC

To: Tom Brown tbrown189_@hotmail.com, Todd Shanesy todd.shanesy@shj.com, Steve Shutt sshutt@socon.org, Mark Hauser hausersouth@aol.com, Pete Yanity pyanity@wsps.com, Jim Seay infohold@juno.com, Otto Fad ofad@tampabay.rr.com, Andy Rhinehart andy.rhinehart@shj.com, sports@shj.com, The State statesports@thestate.com, Greg McKinney gregmckinney4@home.com, Mark Cohen cohenm@wofford.edu, Phillip Stone stonerp@wofford.edu, Keith Scrip kscripic@fox21.com, Joe Dwyer jdwyer@collegeinsider.com, sports@greenvillenews.com, Jim Rice jrice@greenvillenews.com, Rudy Jones rjones@greenvillenews.com, newsroom@sportsticker.com, Thom Henson perryv@spartanburg.net, Eric Welch ewelch@csc.edu, Mandi Copeland mcopeland@socon.org, Phil Kornblut philtalk@aol.com, Rusty Rabon rrabon@ciu.edu, Tom Didato sports@chronicle-independent.com, Ron Wagner sports@hendersonvillenews.com, Rich Chrampanis 15sports@wpde.com, Greg Thome gthome@earthlink.com, WD Fisher onesports@abts.net, Thom Henson hensontm@wofford.edu, Paul Johnson pjohanson@wcyb.com, David Jackson jacksondm@appstate.edu, Bob Gillespie bgillespie@thestate.com, Tony Moss tmoss@sportsnetwork.com, Rick Henry rhenry@wis-tv.com, Geoff Hart gshart@hearst.com, Traci Tuohy traci.tuohy@sportsticker.com, Lou Monaco lou.monaco@sportsticker.com, Fred Cunningham fcunningham@wsps.com, Ken Griner kgriner@wsps.com, Bob Mihalic bmihalic@hearst.com, Phil Aldridge paldridg@fox21.com, ESPN ncaa@espn.com, Pete Iacobelli piacobelli@ap.org, Associated Press apcolumbia@ap.org, Adam Davis addavis@greenvillenews.com, Ann Green agreeen@greenvillenews.com, Nate Ross nathanr@awod.com, Eric Gemunder iaapreview@hotmail.com, Ashley Jones amjones@foxsports.net, Steve Shutt sjshutt@yahoo.com, Mandi Copeland mansocon@aol.com, John Paquet jpaquet@cbs.com, Angela Lento alento@collegeinsider.com, Paul Gallant pgallant@islandtelecom.com, Malcolm DeWitt mdewitt@postandcourier.com, Post and Courier sportsdesk@postandcourier.com, Bill English BENGISH@gw.uscs.edu, Carrie Fellrath fellrathcr@wofford.edu, Jim Fair jim.fair@shj.com, Ralph Patterson rpatterson@1070sports.com, Zackery Kick zkick@1070sports.com, Mickey Plyler mplyler@1070sports.com, sports@andersonsc.com, news@collegesportsnews.com, Charlotte Observer obsports@charlotteobserver.com, Ward Clayton wardc@augustachronicle.com, Doug Mittler doug.mittler@sportsticker.com, Keith Lunsford klunsford@1070sports.com, Wendi Nix wendinix@hotmail.com, everett german everett_german@hotmail.com, Henry Bright journalscene@charleston.net, ralph wallace ralph.wallace@collegesportingnews.com, Kris Cook Kpccadno6@aol.com, csmedia@collegesportingnews.com, easmith@usatoday.com, Dave Link clink10379@aol.com, Jamie Kimbrough jkimbrough@foxsports.net, Jimmy Watt wattman_1@hotmail.com, Matt Park mattpark1@yahoo.com, Ric Garni Rgarni@wis-tv.com, Nat Newell nnewell@thestate.com, Newberry Observer sports@newberryobserver.com, editors@basketballamerica.com, Tom Hayes thayes@icbcs.com, Will Vandervort wvandervort@msmgmt.com, Florence Morning News sports@florenceenews.com, Asheville Citizen-Times actsports@hotmail.com, Phil Hess hessp@etsu.edu

Attached are .pdf files of Wofford's football notes and statistics for this Saturday's 1:30 p.m. home game with East Tennessee State.

If you have any trouble with the files or prefer to receive this information via fax, please feel free to let me know.

Thanks.

Mark Cohen
Associate AD/SID



WoffordFBNotes
-ETSUgame.pdf

Wofford Overall Defensive Statistics (as of Nov 12, 2001)
All games

DEFENSIVE LEADERS	-----Tackles-----					-Sacks-		---Pass Def---			-Fumbles-	
	GP	Solo	Ast	Total	TFL/Yds	No-Yds	Int-Yds	BrUp	QBH	Rcv-Yds	FF	
30 Matt Nelson	9	67	31	98	6-11	.	1-9	1	.	.	1	
2 Hondre McNeil	9	35	20	55	6-37	5-34	.	3	2	.	1	
37 Chase Corn	9	31	22	53	8-34	3-25	.	1	3	.	1	
49 Robert Mathis	8	36	16	52	11-37	5-28	1-0	1	2	.	1	
48 Roland Harris	9	34	16	50	3-17	.	3-2	3	.	.	.	
90 Nathan Fuqua	9	34	14	48	13-38	4-22	.	1	3	1-0	.	
97 Anthony Jones	9	36	7	43	15-51	7-33	.	2	3	.	1	
5 Derrick Ledford	9	30	9	39	3-6	1-2	.	.	1	1-0	.	
24 Brandon Ladd	7	22	15	37	.	.	1-0	1	.	.	1	
25 Fred Washington	9	26	11	37	1-2	.	1-20	4	.	.	.	
10 Ryan Steele	8	20	15	35	.	.	.	1	.	.	.	

54	Jimmy Freeland	7	27	7	34	3-8	1-6
35	Al Clark	9	14	19	33	.	.	.	2
6	Chris Edwards	8	23	10	33	.	.	2-41	6
94	Robert Trapp	9	19	10	29	6-11	3-6	.	.	.	1-0	.	.
47	Shaun Davis	5	9	19	28	.	.	.	1
95	John Pressley	9	16	8	24	5-18	3-13	.	1	1	1-0	1	.
44	Timmy Thrift	5	9	6	15	4-6	.	.	1	2	.	.	.
46	Jordan Inman	9	8	6	14	1	.	.	.
11	Josh Brizendine	8	8	6	14	3-9	.	.	3
93	Scotty Dean	9	11	3	14
53	Erik Hutchinson	8	12	2	14	1	.	.	.
8	Craig Thomas	9	5	9	14
91	Bill Pryor	9	12	1	13	4-11	1-3	.	1
10	Teddie Whitaker	9	5	7	12	2-12	2-12	.	.	1	2-3	.	.
54	Jimmy Freeland	2	11	1	12	2-6
75	Lee Basinger	7	8	3	11	4-11	1-4	.	1	.	.	1	.
40	Shaun Bennett	6	9	1	10	.	.	.	1
28	Eric Mick	9	7	3	10	.	.	.	1
45	LaRay Benton	4	8	.	8	2-5
98	Sean Patterson	8	7	1	8	2-11	2-11	.	1	1	.	1	.
50	Seth Golder	8	4	3	7	.	.	.	1
57	Josh Smith	4	3	1	4	1-2
31	Brandon Smith	5	1	2	3
43	Steve Hoover	3	2	1	3
56	Shane Fast	8	2	1	3
39	J. Wheeler	5	.	2	2
82	Jonathan Starks	9	1	1	2
23	Darren Brown	9	2	.	2
29	Jesse McCoy	9	2	.	2
16	Travis Wilson	9	1	.	1
7	Shaun Fogle	9	.	1	1
26	Ben Mungin	8	1	.	1
32	Jimmy Miner	9	1	.	1
96	Ben Whitney	3	1	.	1	1-3	1-3
92	Sherman Roberts	3	1	.	1	.	.	.	1
Total.....		9	621	310	931	105-346	21-139	9-72	39	21	6-3	9	
Opponents.....		9	484	246	730	59-205	11-93	4-35	15	2	9-84	8	

Wofford Combined Team Statistics (as of Nov 12, 2001)
All games

RECORD:					OVERALL		HOME		AWAY		NEUTRAL	
ALL GAMES					(3-6-0)		(2-1-0)		(1-5-0)		(0-0-0)	
CONFERENCE					(2-4-0)		(1-1-0)		(1-3-0)		(0-0-0)	
NON-CONFERENCE					(1-2-0)		(1-0-0)		(0-2-0)		(0-0-0)	
DATE		OPPONENT		W/L	SCORE	ATTEND	TEAM STATISTICS			WOF		OPP
Sep 08, 2001		at Clemson		L	14-38	78000	FIRST DOWNS			179		174
Sep 22, 2001		CHARLESTON SOUTHERN		W	35-10	7214	Rushing			129		76
*Sep 29, 2001		at Chattanooga		L	26-29	7815	Passing			42		90
*Oct 6, 2001		VMI		W	59-14	9314	Penalty			8		8
*Oct 13, 2001		at Western Carolina		L	28-31	5020	RUSHING YARDAGE			2384		1300
*Oct 20, 2001		APPALACHIAN STATE		L	23-34	9419	Yards gained rushing			2670		1558
*Oct 27, 2001		at The Citadel		W	13-0	12127	Yards lost rushing			286		258
Nov 3, 2001		at South Carolina		L	14-38	77922	Rushing Attempts			519		340
*Nov 10, 2001		at Furman		L	14-45	10534	Average Per Rush			4.6		3.8
* denotes conference game					Average Per Game			264.9			144.4	
					TDs Rushing			25			16	
RUSHING					GP Att Gain Loss Net Avg TD Long Avg/G			PASSING YARDAGE			971 1897	
								Att-Comp-Int			129-71-4 260-166-9	
Melvin Jones					9 159 807 14 793 5.0 8 54 88.1			Average Per Pass			7.5 7.3	
J.R. McNair					9 97 456 14 442 4.6 8 39 49.1			Average Per Catch			13.7 11.4	

Travis Wilson	9	103	539	133	300	3.7	2	20	42.3
Jesse McCoy	9	74	409	28	381	5.1	3	40	42.3
Shaun Fogle	9	28	147	12	135	4.8	0	15	15.0
Ben Foster	9	15	85	6	79	5.3	0	15	8.8
Ben Mungin	8	5	66	5	61	12.2	1	39	7.6
Trey Rodgers	3	5	47	2	45	9.0	1	21	15.0
D.J. Gaillard	8	8	42	0	42	5.2	1	13	5.2
Donald Dorham	1	2	21	3	18	9.0	0	21	18.0
Mike Jones	7	4	11	0	11	2.8	1	8	1.6
I. Goodpaster	9	1	9	0	9	9.0	0	9	1.0
Tony Jefferson	3	1	7	0	7	7.0	0	7	2.3
Nick Haughey	6	8	17	12	5	0.6	0	8	0.8
TM	3	2	0	2	-2	-1.0	0	0	-0.7
Jeff Sullivan	1	2	1	6	-5	-2.5	0	1	-5.0
Jeff Zolman	1	4	6	12	-6	-1.5	0	3	-6.0
Jimmy Miner	9	1	0	17	-17	-17.0	0	0	-1.9
Total.....	9	519	2670	286	2384	4.6	25	54	264.9
Opponents.....	9	340	1558	258	1300	3.8	16	50	144.4

PASSING	GP	Effic	Att-Cmp-Int	Pct	Yds	TD	Lng	Avg/G
Travis Wilson	9	127.75	112-62-2	55.4	895	3	52	99.4
Nick Haughey	6	77.67	11-7-2	63.6	66	0	18	11.0
Trey Rodgers	3	54.20	2-1-0	50.0	1	0	1	0.3
Jesse McCoy	9	0.00	1-0-0	0.0	0	0	0	0.0
Brandon Batson	8	0.00	1-0-0	0.0	0	0	0	0.0
Jeff Zolman	1	175.60	1-1-0	100.0	9	0	9	9.0
TM	3	0.00	1-0-0	0.0	0	0	0	0.0
Total.....	9	119.74	129-71-4	55.0	971	3	52	107.9
Opponents.....	9	130.90	260-166-9	63.8	1897	10	71	210.8

RECEIVING	GP	No.	Yds	Avg	TD	Long	Avg/G
I. Goodpaster	9	21	393	18.7	2	52	43.7
Jesse McCoy	9	16	218	13.6	0	51	24.2
Marcus Gilmore	9	11	94	8.5	0	26	10.4
Curtis Nash	8	5	98	19.6	1	29	12.2
Melvin Jones	9	5	17	3.4	0	5	1.9
Ben Mungin	8	3	33	11.0	0	17	4.1
Ben Foster	9	2	31	15.5	0	23	3.4
Adam Regenthal	5	2	25	12.5	0	15	5.0
Shiel Wood	8	2	23	11.5	0	14	2.9
D.J. Gaillard	8	2	19	9.5	0	12	2.4
Mike Jones	7	1	11	11.0	0	11	1.6
Tony Jefferson	3	1	9	9.0	0	9	3.0
Total.....	9	71	971	13.7	3	52	107.9
Opponents.....	9	166	1897	11.4	10	71	210.8

FIELD GOALS	FGM-FGA	Pct	01-19	20-29	30-39	40-49	50-99	Lg	Blk
Darren Brown	5-8	62.5	0-0	1-1	4-4	0-2	0-1	35	1

SCORING	TD	FGs	Kick	Rush	Rev	Pass	DKP	Saf	Points
J.R. McNair	8	0-0	0-0	0-0	0	0-0	0	0	48
Melvin Jones	8	0-0	0-0	0-1	0	0-0	0	0	48
Darren Brown	0	5-8	27-28	0-0	0	0-0	0	0	42
Jesse McCoy	3	0-0	0-0	0-0	1	0-0	0	0	20

Average Per Game.....	107.7	210.8
TDs Passing.....	3	10
TOTAL OFFENSE.....	3355	3197
Total Plays.....	648	600
Average Per Play.....	5.2	5.3
Average Per Game.....	372.8	355.2
KICK RETURNS: #-YARDS....	39-672	37-959
PUNT RETURNS: #-YARDS....	14-104	19-237
INT RETURNS: #-YARDS....	9-72	4-35
FUMBLES-LOST.....	19-9	9-6
PENALTIES-YARDS.....	48-382	46-363
PUNTS-AVG.....	43-42.3	36-38.0
TIME OF POSSESSION/GAME..	32:11	27:49
3RD-DOWN CONVERSIONS....	51/135	48/116
4TH-DOWN CONVERSIONS....	18/28	6/14

INTERCEPTIONS	No.	Yds	Avg	TD	Long
Roland Harris	3	2	0.7	0	7
Chris Edwards	2	41	20.5	1	41
Brandon Ladd	1	0	0.0	0	0
Robert Mathis	1	0	0.0	0	0
Matt Nelson	1	9	9.0	0	9
Fred Washington	1	20	20.0	0	20
Total.....	9	72	8.0	1	41
Opponents.....	4	35	8.8	0	25

PUNTING	No.	Yds	Avg	Long	TB	FC	I20	Blkd
Jimmy Miner	43	1821	42.3	68	6	1	15	0
Total.....	43	1821	42.3	68	6	1	15	0
Opponents.....	36	1367	38.0	60	4	3	9	2

PUNT RETURNS	No.	Yds	Avg	TD	Long
Chris Edwards	9	72	8.0	0	32
Marcus Gilmore	4	10	2.5	0	7
Ryan Steele	1	22	22.0	1	10
Total.....	14	104	7.4	1	32
Opponents.....	19	237	12.5	1	56

KICK RETURNS	No.	Yds	Avg	TD	Long
Chris Edwards	16	285	17.8	0	43
Jesse McCoy	11	236	21.5	0	36
Shiel Wood	5	100	20.0	0	29
Mike Jones	4	27	6.8	0	9
J.R. McNair	1	11	11.0	0	11
Steve Prochak	1	2	2.0	0	0
Shaun Bennett	1	11	11.0	0	11
Total.....	39	672	17.2	0	43
Opponents.....	37	959	25.9	1	100

ALL PURPOSE	G	Rush	Rec	PR	KOR	IR	Tot	Avg/G
Jesse McCoy	9	381	218	0	236	0	835	92.8
Melvin Jones	9	793	17	0	0	0	810	90.0
J.R. McNair	9	442	0	0	11	0	453	50.3
I. Goodpaster	9	9	393	0	0	0	402	44.7



Game 10

East Tennessee State at Wofford

November 17, 2001; 1:30 p.m.

Gibbs Stadium (13,000); Spartanburg, S.C.

This Week

After playing six of its opening nine games on the road, including contests at Clemson and South Carolina, the Wofford football team returns home for the first time in nearly a month as it hosts East Tennessee State in a 1:30 p.m. contest at Gibbs Stadium.

The Terriers have defeated the Buccaneers in each of the last two seasons, including a 35-31 thriller last year in Johnson City, Tenn. Wofford halfback **Shaun Fogle** earned National Freshman of the Week honors as well as setting a SoCon single-game record for per carry average as he rushed for 193 yards and three touchdowns on just five attempts (38.6 avg.).

After scoring on runs of 62 and 78 yards earlier in the game, Fogle's 35-yard touchdown jaunt with 6:20 to play provided the winning score. Graduated All-America defensive tackle **Brian Bodor** then sacked ETSU quarterback **Todd Wells** on the ensuing series, forcing a fumble that **Bill Pryor** recovered with 4:33 remaining. The Terriers then ran out the clock for the victory.

Prior to coming to Wofford in 1988, Terrier Head Coach **Mike Ayers** was an ETSU assistant for two seasons (1983-84) and the head coach from 1985-87. Buccaneer Head Coach **Paul Hamilton** was Wofford's offensive coordinator under Ayers during the 1988 and 1989 seasons, before he left to become the quarterback coach at Air Force under 1960 Wofford graduate **Fisher DeBerry**.

This game was originally scheduled to be played on Nov. 3 with the Terriers set to close the season on Nov. 17 at Youngstown State. However, the Sept. 15 postponements and a restructuring of Wofford's schedule brought about the date change.

When Last in Action

Walter Payton Award winner **Louis Ivory** rushed for 198 yards and four touchdowns to lead Furman to a 45-14 victory over Wofford at Paladin Stadium in Greenville, S.C.

Ivory had scoring runs of 13, seven, and 17 yards as the Paladins built a 21-0 lead early in the second quarter. He also added an eight-yard touchdown carry at the close of the third quarter.

Trailing 28-0, Wofford got on the board when **Chris Edwards** returned an interception 41 yards for a touchdown with 3:20 left in the first half. It represented the third straight season that Edwards has returned a pick for a score. It was also his ninth career interception.

After Furman's **Danny Marshall** kicked a 39-yard field goal on the final play of the first half, the Paladins put the game away when **Brian Bratton** returned the second-half kickoff 100 yards for a touchdown.

Melvin Jones had Wofford's other touchdown in the game when he scored on a one-yard run with 9:41 to play. Jones led the Terrier ground game with 72 yards on 21 carries. He now has 793 yards on the season and needs 207 in the final two contests to become the first Wofford player since 1994 to reach 1,000 yards (**Lamond Smith**, 1,267) and the first non-quarterback to achieve the milestone since **Lenny Best** in 1979 (1,120 yards).

Wofford (3-6, 2-4)

Sept. 8	at Clemson	14-38
Sept. 22	CHARLESTON SO.	35-10
Sept. 29	at Chattanooga*	26-29
Oct. 6	VMI*	59-14
Oct. 13	at Western Carolina*	28-31
Oct. 20	APPALACHIAN STATE*	23-34
Oct. 27	at The Citadel*	13-0
Nov. 3	at South Carolina	14-38
Nov. 10	at Furman*	14-45
Nov. 17	ETSU*	1-30
Nov. 24	GEORGIA SOUTHERN*	1-00

*SoCon game

ETSU (5-4, 3-3)

Sept. 1	at Pittsburgh	0-31
Sept. 8	GARDNER-WEBB	30-17
Sept. 22	WESTERN CAROLINA*	6-20
Sept. 29	at Appalachian State*	14-33
Oct. 4	THE CITADEL*	23-21
Oct. 20	at Furman*	6-31
Oct. 27	GEORGIA SOUTHERN*	19-16
Nov. 3	at Charleston Southern	26-0
Nov. 10	CHATTANOOGA*	32-10
Nov. 17	at Wofford*	1-30
Nov. 22	at VMI*	12-00

*SoCon game

Key Notes

•After playing six of its opening nine games on the road, Wofford returns home for the first time in nearly a month as it hosts ETSU.

•**Isaac Goodpaster**, who is legally blind, is Wofford's top receiver with 21 catches for 393 yards (18.7 avg.) and two touchdowns.

•Starting halfback **Ben Foster** is Wofford's Student Body President.

•**Melvin Jones** needs 207 yards in the final two games to become Wofford's first 1,000-yard rusher since 1994 and the first non-quarterback to reach the milestone since 1979.

•**Travis Wilson**, Wofford's career passing leader (3,934 yards), is 66 yards shy of 4,000.

•Wofford is the smallest school in Division I-A or I-AA football with an enrollment of 1,100 students. The SAT average (1212) on campus is actually higher than the enrollment.

Terriers on the Tube



Hosted by NewsChannel 7 Sports Director **Pete Yanity**, Wofford Football Illustrated can be seen on WASV-TV (sister station of CBS-affiliate WSPA) in the Spartanburg/Greenville/Asheville/Anderson market each Sunday at 12:30 p.m.

Wofford Football Illustrated also airs in nearly three million homes and eight states each Thursday at 5:30 p.m. on Comcast/Charter Sports Southeast (CSS).



Wofford Football Illustrated Local Cable Affiliates

Columbia Time Warner Cable
Tues., 7:30 p.m., Channel 10

Dining with The Coach

The Mike Ayers Media Luncheon is held each Monday at 11:30 a.m. in the Richardson Building on the Wofford campus.

All media members are invited. Players are available on request. Please notify Wofford SID **Mark Cohen** if you plan on attending.

Search for Wofford football on the web at:

www.wofford.edu/athletics

Terriers Heard Worldwide on the Web

Originating through AM 950 WSPA, Wofford football games are broadcast worldwide on the Internet with **Mark Hauser** on the play-by-play, **Thom Henson** the color commentary, and **Tom Brown** on sideline analysis.

SportsJuice.com brings the Terrier broadcasts to the web at www.sportsjuice.com.

Listeners can also pick up the game from anywhere in the country through TEAMLINE by dialing 1-800-846-4700 and then entering the access system. The Wofford code is 1099.



SoCon Teleconference

The Southern Conference holds a weekly teleconference throughout the season with the league's nine football coaches. The teleconference is open to members of the media each Tuesday from 10 a.m. - 11:03 a.m. Eastern time. Each coach will have seven minutes to make an opening statement and answer questions.

Time (Eastern)

10:00 - 10:07
10:07 - 10:14
10:14 - 10:21
10:21 - 10:28
10:28 - 10:35
10:35 - 10:42
10:42 - 10:49
10:49 - 10:56
10:56 - 11:03

Coach, School

Jerry Moore, Appalachian State
Ellis Johnson, The Citadel
Paul Hamilton, ETSU
Bobby Johnson, Furman
Paul Johnson, Georgia Southern
Donnie Kirkpatrick, Chattanooga
Cal McCombs, VMI
Bill Bleil, Western Carolina
Mike Ayers, Wofford

Media Telephone Number
(312) 470-7087
Password: SoCon
Group Leader: Steve Shutt



WOFFORD VS. ETSU

When Last In Action

The following are the final statistics from Wofford's 45-14 loss at Furman:

	<u>Wofford</u>	<u>Furman</u>
First Downs	17	21
Rushes - Yards	54 - 216	44 - 260
Passing Yards	48	174
Total Offense	264	434
Passes	18 - 8 - 1	16 - 14 - 2
Punts - Avg.	6 - 41.5	3 - 40.3
Fumbles - Lost	1 - 1	0 - 0
Penalties - Yards	3 - 25	3 - 28
Time of Possession	31:33	28:27

Wofford Individuals

Rushing

Jones 21-72, Wilson 11-50, Rodgers 3-33, McNair 10-31, McCoy 7-17, Fogle 1-7, Foster 1-6

Passing

Wilson 18-8-1, 48 yards

Receiving

Goodpaster 3-21, Gilmore 2-2, Gaillard 1-12, Regenthal 1-10, McCoy 1-3

A Look Back

The following are the final statistics from Wofford's 35-31 win at East Tennessee State last year:

	<u>Wofford</u>	<u>ETSU</u>
First Downs	17	25
Rushes - Yards	51 - 359	41 - 143
Passing Yards	70	307
Total Offense	429	450
Passes	9 - 3 - 0	39 - 28 - 2
Punts - Avg.	4 - 45.8	2 - 44.0
Fumbles - Lost	0 - 0	1 - 1
Penalties - Yards	6 - 48	7 - 75
Time of Possession	25:17	33:43

Wofford Individuals

Rushing

Fogle 5-193, Jones 10-47, Hudson 10-41, McCoy 7-25, Wilson 9-22, Price 3-22, Foster 5-12, Team 2-(3)

Passing

Wilson 9-3-0, 70 yards

Receiving

Scott 2-25, McCoy 1-45

Average Size of Starting Lineups

	<u>Wofford</u>	<u>ETSU</u>
Offensive Line*	6-2, 266	6-4, 278
Offensive Backs	5-11, 199	6-0, 203
Wide Receivers	6-0, 175	6-2, 188
Defensive Front	6-0, 262	6-3, 277
Linebackers	6-1, 225	6-3, 219
Secondary	5-11, 184	6-2, 185

*Includes tight end

Basic Formations

Wofford Offense: Wingbone

Wofford Defense: Multiple 50

ETSU Offense: Multiple

ETSU Defense: 3-4

Class Breakdown

Wofford Offense -

7 seniors, 4 juniors, 0 sophomores, 0 freshmen

ETSU Defense -

0 seniors, 1 junior, 6 sophomores, 4 freshmen

Wofford Defense -

2 seniors, 6 juniors, 1 sophomore, 2 freshmen

ETSU Offense

5 seniors, 5 juniors, 1 sophomore, 0 freshmen

The Head Coaches

Mike Ayers

Alma Mater: Georgetown (Ky.) '74

14th season at Wofford, 17th as a head coach

Record at Wofford: 80-71-1. Overall Record: 91-92-2.

Paul Hamilton

Alma Mater: Appalachian State '81

5th season at ETSU, 5th as a head coach

Record at ETSU: 28-25. Overall Record: 28-25.

Charting Wofford's Opponents

<u>Opponent</u> (this week, last week)	<u>Record</u>
Clemson (at South Carolina, 20-37 at Maryland)	5-4
Charleston Southern (vs. W. Virginia St., 31-45 vs. Liberty)	4-6
Chattanooga (vs. Furman, 10-32 at ETSU)	2-7
VMI (vs. Samford, 7-49 at The Citadel)	1-8
Western Carolina (vs. The Citadel, 24-34 at Appalachian St.)	6-4
Appalachian State (vs. W. Va. Tech, 34-24 vs. W. Carolina)	7-3
The Citadel (at Western Carolina, 49-7 vs. VMI)	3-6
South Carolina (vs. Clemson, 17-54 vs. Florida)	7-3
Furman (at Chattanooga, 45-14 vs. Wofford)	7-2
ETSU (at Wofford, 32-10 vs. Chattanooga)	5-4
Georgia Southern (Open, 27-21 at Elon)	9-1
Aggregate Record	56-48

The Head Coach

Mike Ayers, the 2000 SoCon Coach of the Year, became Wofford football's all-time winningest coach in the 35-10 win over Charleston Southern (Sept. 22).

Ayers, now with 80 victories, broke the previous mark of 77 wins held by **Conley Snidow** (1953-66).

A native of Cincinnati, Ohio, Ayers was named the SoCon Coach of the Year from the league coaches and media last season after guiding the Terriers to a 7-4 record and Top 25 national ranking.

Ayers is also a two-time Kodak Region Coach of the Year after leading the Terriers to NCAA playoff appearances in 1990 and 1991.

Hello Neighbor

The 2001 campaign marks the 22nd consecutive year that Wofford Head Coach **Mike Ayers** and his offensive coordinator and neighbor **Wade Lang** are together in football.

Ayers and Lang not only have their offices side-by-side, they also live across the street from each other.

In 1980, when Ayers came to Wofford as an assistant coach, Lang was in his sophomore year. When Ayers left for the defensive coordinator position at East Tennessee State in 1983, Lang joined him in Johnson City as a graduate assistant before being elevated to a full-time position in 1985.

They both returned to Wofford in 1988 when Ayers was named the Terriers' head coach. He brought Lang with him as the quarterback coach. Lang then took over the offensive coordinator duties in 1990.

A Presidential Flavor to the Wofford Staff

Retired Wofford College President **Dr. Joe Lesesne** joined the Terrier football staff this fall as a volunteer assistant coach working with the tight ends.

Lesesne retired last year after a distinguished 28-year tenure as just the ninth president in the 147-year history of Wofford.

Lesesne is no stranger to football. Upon arriving at Wofford in 1964 as a history professor, he served four years (1965-68) as an assistant football coach for the Terriers under Head Coach **Conley Snidow** and later **Jim Brakefield**. Lesesne also coached one season at Abbeville (S.C.) High School.

Lesesne has also returned to the classroom this fall, teaching a course in South Carolina history.

Another former assistant coach of note is current Mayor of Spartanburg **James Talley**, who served as the Terrier wide receiver coach from 1981-93. His final season at Wofford coincided with his first year as mayor.

Strength of Schedule

•The Sept. 21 announcement of Wofford's revised football schedule meant that the nation's most-difficult slate in Division I-AA got tougher.

After helping Youngstown State find a replacement game for a scheduled Nov. 17 contest, the Terriers added South Carolina.

This year's schedule has the Terriers taking on SoCon and national powers Georgia Southern, Furman, and Appalachian State in addition to non-conference matchups at Clemson and South Carolina. Wofford competes in the Southern Conference, the country's strongest I-AA football league.

•Wofford faced four I-AA playoff teams (Lehigh, Georgia Southern, Appalachian State, and Furman) as well as Division I-A Louisiana-Monroe last year.

•The Terriers were one of just three I-AA teams to face two I-A opponents during the 1999 campaign.

•In 1998, Wofford faced the nation's eighth-most difficult schedule as the 11 opponents combined for a .563 winning percentage.

Did You Know?

•An anonymous donor recently committed \$100,000 toward the creation of an endowed scholarship in honor of Wofford Head Coach **Mike Ayers**.

•Ayers is a black belt in karate and an accomplished sketch artist.

2001 Southern Conference Standings

Team	CONFERENCE			OVERALL		
	W	L	Pct.	W	L	Pct.
Georgia Southern	6	1	.857	9	1	.900
Furman	6	1	.857	7	2	.778
Appalachian State	6	2	.750	7	3	.700
Western Carolina	4	3	.571	6	4	.600
East Tennessee State	3	3	.500	5	4	.556
Wofford	2	4	.333	3	6	.333
The Citadel	2	5	.286	3	6	.333
VMI	1	6	.143	1	8	.111
Chattanooga	1	6	.143	2	7	.222

This Week:

Samford at VMI, 1 p.m.

*East Tennessee State at Wofford, 1:30 p.m.

*The Citadel at Western Carolina, 2:00

West Virginia Tech at Appalachian State, 2:00

*Furman at Chattanooga, 7 p.m.

**Southern Conference game*

Last Week:

***Furman 45, Wofford 14**

*East Tennessee State 32, Chattanooga 10

*Appalachian State 34, Western Carolina 24

*The Citadel 49, VMI 7

Georgia Southern 27, Elon 21

Wofford has topped the Southern Conference in its graduation rate for football players all four years since joining the league in 1997.

Terrier Football Ranks in the Top 10

In the 2000 NCAA Graduation Rate Report, Wofford ranks in a tie for seventh among Division I members in its graduation rate for football players.

<i>Rank/School</i>	<i>Student-Athletes Graduation Rate</i>
1. Duke	91 percent
2. Northwestern	88 percent
3. Richmond	86 percent
New Hampshire	86 percent
5. Stanford	83 percent
Lehigh	83 percent
7. Wofford	82 percent
Notre Dame	82 percent
William & Mary	82 percent
10. Holy Cross	80 percent

Wofford Among National Leaders

Wofford places in a tie for 10th in the nation among Division I members in its graduation rate for student-athletes.

The information listed below was taken from the 2000 NCAA Graduation Rate Report:

<i>Rank/School</i>	<i>Student-Athletes Graduation Rate</i>
1. Northwestern	92 percent
2. Duke	91 percent
Georgetown	91 percent
4. Lehigh	90 percent
Manhattan	90 percent
6. Bucknell	89 percent
Notre Dame	89 percent
Stanford	89 percent
9. Loyola (Md.)	86 percent
10. Wofford	85 percent
La Salle	85 percent
12. Dayton	84 percent
New Hampshire	84 percent
Providence	84 percent
15. Boston College	83 percent
Richmond	83 percent
Siena	83 percent
William & Mary	83 percent
19. Xavier	83 percent
20. Colgate	82 percent
Holy Cross	82 percent

1212 vs. 1100

Wofford College boasts a higher SAT average (1212) than enrollment (1100).

Wofford and the NFL

Wofford College is the summer training camp site for the Carolina Panthers of the National Football League.

Rising Through the Ranks

Wofford College is in its seventh season on the Division I-AA level.

The Terriers also competed for seven years in Division II (1988-94). Prior to 1988, Wofford was an NAIA member.

About Wofford

•Located in Spartanburg, S.C., Wofford is one of only five independent colleges and universities to have a Phi Beta Kappa chapter in the Carolinas (Davidson, Duke, Furman, and Wake Forest are the others).

•Wofford is one of just three Division I colleges or universities to have the nickname Terriers. The others are Boston University and St. Francis (N.Y.).

•Founded in 1854, Wofford has an enrollment of 1,100, making it the smallest school in NCAA Division I-A or I-AA football.

•With 1,100 students, Wofford is the second smallest school in Division I. Only Centenary (La.) is smaller with 850 students. However, the Gentlemen do not field a football team.

•Famous Wofford graduates include Carolina Panther owner and founder **Jerry Richardson** and Air Force Head Football Coach **Fisher DeBerry**.

•Wofford ranks No. 1 among national liberal arts colleges in "operating efficiency," providing a quality education while spending relatively less.

In the 2000 NCAA Division I Graduation Rate Report, Wofford is the only school in the nation to rank in the Top 10 in all four categories: overall student-athlete graduation rate as well as those for the football, men's basketball, and women's basketball teams.

"There are no junk courses at Wofford that we could see, and we would certainly match its course of study with that of any school in the Ivy League."

National Review's Guide to the
Best Liberal Arts Colleges
"America's Top 50 Liberal Arts Schools"

The Difference Maker

•Wofford's offensive success starts with quarterback **Travis Wilson**, a preseason All-SoCon selection by the league coaches.

•A senior from Newberry, S.C., Wilson is playing with a non-displaced crack in his left tibia. He became Wofford's career passing leader in a Nov. 3 game at South Carolina. Wilson is already comfortably in second place on the Terriers' total offense chart, trailing only **Shawn Graves** (7,067, 1989-92).

•Wilson had a streak of 35 consecutive starts snapped at South Carolina. He entered the game on the Terriers' third series.

Career Passing Yards

1. **3,934** - **Travis Wilson, 1998-**
2. 3,838 - Carter Davis, 1971-74
3. 3,376 - Chuck Fraser, 1984-87
4. 3,085 - Harold Chandler, 1967-70
5. 2,517 - Warren Whittaker, 1963-66

Single-Season Passing

1. 1,610 - Harold Chandler, 1970
2. 1,398 - Carter Davis, 1973
3. **1,221** - **Travis Wilson, 1999**
4. 1,215 - Chuck Fraser, 1986
5. **1,203** - **Travis Wilson, 2000**

Career Total Offense

1. 7,067 - Shawn Graves, 1989-92
2. **6,389** - **Travis Wilson, 1998-**
3. 3,719 - Warren Whittaker, 1963-66
4. 3,703 - Ricky Satterfield, 1972-75
5. 3,665 - Ted Phelps, 1965-68

Single-Season Total Offense

1. **2,157** - **Travis Wilson, 1999**
2. **1,982** - **Travis Wilson, 2000**
3. 1,916 - Carter Davis, 1973
4. 1,864 - Shawn Graves, 1991
5. 1,852 - Harold Chandler, 1970

•Wilson is Wofford's third-leading rusher with 386 yards and has 2,455 in his career. He needs 32 yards to move past **Bobby Jordan** (2,486, 1968-71) into fifth place on the Terriers' career rushing list.

•Over the last eight games, he has completed 57.7 percent of his passes (56-of-97), averaging 15.3 yards per completion.

•He had a season-best 86 yards rushing on 16 carries at Clemson.

•Wilson has thrown just three interceptions in his last 115 attempts dating back to last season. Going back to the 1999 campaign, Wilson has thrown just nine picks over the last 32 games and 115 quarters.

•He ranks second all-time at Wofford in completion percentage (55.2), trailing only **Harold Chandler** (56.1, 1967-70).

•Wilson set a Wofford single-season mark in 1999 with a 64.5 completion percentage, just shy of the SoCon's single-season record of 64.7 (**Braniff Bonaventure**, Furman, 1996).

The Real McCoy

•Halfback **Jesse McCoy** is a big-play weapon in Wofford's offense.

The 1999 SoCon Freshman of the Year averages 9.1 yards each time he touches the ball from the line of scrimmage in his career.

•McCoy gave the Terriers a 7-0 lead at Clemson when he scored on a 26-yard touchdown run on a 4th-and-1 play on Wofford's opening drive.

•McCoy became the first player in Wofford history to go over 100 yards rushing and 100 yards receiving in the same game when he ran for 114 yards on nine carries and had three receptions for 115 yards and two touchdowns in last year's 40-31 win over Western Carolina.

•McCoy's 7.1 career per carry average is a Wofford record, breaking the previous mark of 7.0 by former quarterback great **Shawn Graves** (1989-92).

•McCoy is the Terriers' second-leading receiver this season with 16 catches for 218 yards (13.6 avg.).

•A native of Acworth, Ga., McCoy has 4.36 speed and has added 30 pounds since first arriving at Wofford.

The Best of McCoy

The top four rushing performances of **Jesse McCoy's** collegiate career have seen him average at least 12.4 yards per carry in those contests.

The games listed below also represent his four career 100-yard games:

<u>Opponent</u>	<u>Att.</u>	<u>Yds.</u>	<u>Avg.</u>	<u>T.D.</u>
WCU* (10/16/99)	11	136	12.4	2
UTC (10/2/99)	9	134	14.9	0
VMI (10/7/00)	9	133	14.8	3
WCU^ (10/14/00)	9	114	12.7	0

*McCoy also had a 59-yard TD reception

^McCoy added three receptions for 115 yards and two touchdowns.

Familiar Faces

Wofford's starting halfbacks are definitely familiar with each other.


Jesse McCoy and **Ben Foster** were teammates at Harrison High School (Kennesaw, Ga). Terrier punter **Jimmy Miner**, an All-SoCon selection last season, is also a Harrison graduate.

Defensive Stands

Wofford has allowed 14 or fewer points in its three wins and at least 29 points in each loss.

Just Call Him Joe College...

The following is an inside look at Terrier starting halfback **Ben Foster**:



Ben Foster

•Wofford's Student Body President

•The Division I-AA representative and one of just two student-athletes in the nation to be named to the NCAA Division I Football Issues Committee

•The Southern Conference representative on the NCAA Student-Athlete Advisory Council

•Dean's List student majoring in biology

•Team Captain

•Selected to the 2000 Verizon Academic All-District team

•Has topped all Terrier halfbacks in

knockdown blocks the last two seasons

Away from the Gridiron

•Big Brothers and Sisters Foundation

-Serve as a role model and work as a peer tutor and contact person for guidance counselors at junior high schools in the event a student would need additional assistance

•Summer Youth Institute

-Program Director and Coordinator in teaching non-violent ways to youth ages 12-to-15

•Habitat for Humanity

-Recruited 20 fellow students to assist in the construction of a home for low-income residents of Spartanburg

•Stop The Violence Collaboration

-20-to-25 hours a week is spent each summer working with community development and local youth/problem teens

Terrier on a Run

•Wofford fullback **Melvin Jones** (West Columbia, S.C.; Airport High School) recently had a string of three straight career-high rushing performances in which he averaged 144.7 yards per game:

<u>Date</u>	<u>Opponent</u>	<u>Att.</u>	<u>Yds.</u>	<u>Avg.</u>	<u>TD</u>
Oct. 6	VMI	15	121	8.1	1
Oct. 13	Western Carolina	21	145	6.9	3
Oct. 20	Appalachian State	27	168	6.2	2
Totals		63	434	6.9	6

•The 168 yards by Jones against Appalachian State is even more impressive when considering how the Mountaineers contained the last two winners of the Walter Payton Award (the Division I-AA equivalent of the Heisman Trophy). Listed below are comparative numbers this season against the Mountaineer defense:

<u>Name</u>	<u>Att.</u>	<u>Yds.</u>	<u>Avg.</u>	<u>TD</u>
Melvin Jones, Wofford	27	168	6.2	2
Adrian Peterson*, Ga. Southern	19	71	3.7	0
Louis Ivory^, Furman	18	40	2.2	1

*1999 Payton Award winner

^2000 Payton Award winner

•With 793 yards rushing this season, Jones needs 207 in the final two games to become Wofford's first 1,000-yard rusher since quarterback **Lamond Smith** ran for 1,267 in 1994. Wofford hasn't had a non-quarterback run for 1,000 yards since **Lenny Best** (1,120 yards, 1979).

•Jones already has the highest rushing total by a non-quarterback since **Aaron Allen** gained 819 yards in 1991.

•The three consecutive 100-yard games by Jones were the most since Smith had five straight 100-yard efforts to close the 1994 season.

•The 168 yards by Jones against Appalachian State were the most by a Terrier fullback in the 14-year tenure of Head Coach **Mike Ayers**, bettering the previous mark of 155 (**Miles Lane**, vs. Samford, 1996).

•Jones' 168 yards versus Appalachian State represented the top game by a Terrier since **Shaun Fogle** had 193 yards last year at East Tennessee State. The three touchdowns by Jones at Western Carolina were the most in a game since Fogle at ETSU.

The Two-Headed Monster

Fullbacks **Melvin Jones** and **J.R. McNair** are Wofford's top two rushers with 793 and 442 yards, respectively. They combine to give Wofford 137.2 yards per game rushing from the fullback position and 16 of the Terriers' 30 touchdowns on the year.

Listed below are their combined rushing totals from each game:

<u>Opponent</u>	<u>Att.</u>	<u>Yds.</u>	<u>Avg.</u>	<u>TD</u>
Clemson	24	120	5.0	0
Charleston So.	27	170	6.3	2
Chattanooga	29	78	2.7	2
VMI	24	142	5.9	2
Western Carolina	31	207	6.7	4
Appalachian State	32	175	5.5	2
The Citadel	29	149	5.1	1
South Carolina	29	91	3.1	2
Furman	31	103	3.3	1
Totals	256	1,235	4.8	16

Record Crowds

This season has seen the Terriers play in front of the two largest crowds to ever watch a Wofford athletic event.

A crowd of 78,000 was at Clemson for the season opener with 77,922 in the seats on Nov. 3 at South Carolina.

Knowing Each Other

There are plenty of connections between the coaching staffs of Wofford and East Tennessee State:

Wofford

Mike Ayers, Head Coach

Wade Lang, Off. Coordinator

Thomas Neel, OLB Coach

Jack Teachey, DL Coach

ETSU Connection

Assistant Coach, 1983-84

Head Coach, 1985-87

Assistant Coach, 1983-87

ETSU graduate, 1993

Assistant Coach, 1997

Student-Athlete, 1987-90

4-year letterman and 3-year starter at tight end

ETSU

Paul Hamilton, Head Coach

Billy Taylor, ILB Coach /Rec. Coord.

Wofford Connection

Off. Coordinator, 1988-89

ILB Coach/Rec. Coordinator, 1991-96

South Carolina's Team

This year's schedule has Wofford playing only two games (Chattanooga and Western Carolina) outside the state of South Carolina.

Nine of Wofford's 11 contests are inside the Palmetto State's border. The Terriers just completed a stretch of three consecutive in-state road games (The Citadel, South Carolina, Furman).

Honorary I-A Members

South Carolina represented Wofford's sixth game in the last four years against a Division I-A opponent.

The Terriers' first game in that stretch was a tough 29-27 loss at Marshall in the 1998 season finale. It came in the same year that USC dropped a 24-21 decision to the Herd in the season opener in Columbia. Wofford saw its bid for an upset at Marshall fall short when a 29-yard field goal was blocked with just over three minutes to play.

Listed below are Wofford's Division I-A games since the reclassification in 1982:

<u>Year</u>	<u>Opponent</u>	<u>Score</u>
1998	Marshall	27-29
1999	Middle Tennessee	42-52
1999	La.-Lafayette	34-37 (OT)
2000	La.-Monroe	24-6
2001	Clemson	14-38
2001	South Carolina	14-38

Football Anyone?

Nearly one out of every six males on the Wofford campus play on the football team.

The Wofford student body of 1,100 is divided equally between 550 males and 550 females. This year's Terrier football roster has 93 players.

With roughly 300 student-athletes on campus, more than 25 percent of Wofford's student body is on an athletic team.

Wofford POTW

The following are Wofford's Players of the Week from each game:

<u>Opponent</u>	<u>Offense</u>	<u>Defense</u>
Clemson	J.R. McNair	Matt Nelson
Charleston Southern	Melvin Jones	Robert Mathis
Chattanooga	Curtis Nash	Hondre McNeil
VMI	Travis Wilson	Roland Harris
Western Carolina	Melvin Jones	Nathan Fuqua
Appalachian State	Chad Bentley	Matt Nelson
The Citadel	J.R. McNair	Chase Corn
South Carolina	Matt Flynn	Chris Edwards
Furman	Jesse Blackburn	Chris Edwards

Five Terriers Receive Preseason All-SoCon Honors

Five Wofford College football players received preseason All-Southern Conference honors from the league coaches.

Placekicker **Darren Brown** and nose tackle **Nathan Fuqua** were named to the first team while outside linebacker **Al Clark**, offensive tackle **J.C. Neel**, and quarterback **Travis Wilson** were second-team selections.

More Fuqua

With 36 tackles for loss in less than three seasons at Wofford, nose tackle **Nathan Fuqua** is on pace to easily become the Terriers' career leader in that category.

Brian Bodor, a consensus All-America selection last year, holds that mark with 38.

Fuqua has been an All-SoCon selection in each of his first two seasons with the Terriers.

Defensive Pressure

Wofford had three sacks of Clemson quarterback **Woodrow Dantzler** in a five-play third-quarter sequence and a total of four sacks on the day against the Heisman Trophy candidate.

The Sack Men

•In back-to-back games this year, a Wofford player tied the school's single-game sack record.

•Outside linebacker **Hondre McNeil** had sacks on three consecutive plays at Chattanooga (Sept. 29). After his first sack resulted in a safety, McNeil then recorded sacks on the first two snaps of the Mocs' ensuing series.

•Inside linebacker **Robert Mathis** had three sacks en route to earning SoCon Defensive Player of the Week honors in the 35-10 win over Charleston Southern (Sept. 22).

Finding the End Zone

With a 41-yard interception return for a touchdown at Furman, senior cornerback **Chris Edwards** has now reached the end zone three straight years with a pick.

Edwards had a 40-yard return for a touchdown at Georgia Southern last year and a 70-yard score against VMI in 1999.

Defensive Improvements

The following shows Wofford's improvement defensively from last season:

Year	Rush. Yds.	Pass. Yds.	Tot. Offense
2000	149.3	242.5	391.8
2001	144.4	210.8	355.2

The Terriers are allowing 36.6 yards per game fewer than a year ago.

Seeing the Ball

Isaac Goodpaster, Wofford's leading receiver, is legally blind with 20/200 vision.

Goodpaster is seeing the ball well enough, though, to post a team-best 21 catches for 393 yards (18.7 avg.) and two touchdowns.

Goodpaster accounts for 40.5 percent of Wofford's receiving yards this season. He had a season-high five receptions at South Carolina.

A junior from Mt. Sterling, Ky., Goodpaster had just one reception for two yards entering the 2001 campaign.

Academic Dominance

With six selections, Wofford dominated the 2000 Verizon Academic All-District Team.

No other school, which combines Division I-A and I-AA members in a five-state region, had more than three players named to the team. To be eligible, a player must have a 3.2 cumulative grade-point average.

Defensive tackle **Brian Bodor**, outside linebacker **Chase Corn**, halfback **Ben Foster**, center **Bailey King**, strong safety **Brandon Ladd**, and offensive guard **Eric Nash** represented Wofford last year.

The Terriers have nine players nominated this year, including seven starters and two key second-team performers (offensive tackle **Jesse Blackburn**, placekicker **Darren Brown**, Corn, Foster, King, Ladd, inside linebacker **Derrick Ledford**, running back **J.R. McNair**, and Nash).

The Plus and Minus

Wofford has committed just one turnover and is a +6 in the turnover department in its three wins.

In six losses, the Terriers have 12 turnovers and are a -4 in turnover ratio.

On The Offensive

Wofford is averaging 372.8 yards per game offensively, 17.6 yards more than its opposition (355.2). The Terriers are also averaging 25.1 points per game.

Quote of the Year

Outside the visiting locker room at South Carolina, a security guard asked **Julie Ayers**, wife of **Mike Ayers**, if Coach Ayers was her father. The Ayers celebrated their 25th wedding anniversary this summer.

New Looks

Wofford is debuting a new black home jersey this season.

An Inspirational Story

•Preseason All-America placekicker **Darren Brown** was born without a left arm below the elbow.

The senior from Hendersonville, N.C., set a SoCon record for field-goal accuracy last year as he connected on 12-of-14 attempts (85.7 percent). The 12 field goals also tied a Wofford single-season mark.

•Brown is 5-of-8 on field goals this season and 27-of-28 on PATs.

•As a freshman, Brown executed a successful surprise onside kick in which he made the recovery against Chattanooga.

The SoCon's Big Foot

In addition to All-SoCon placekicker **Darren Brown**, the Terriers also have an All-League selection at punter in sophomore **Jimmy Miner**.

Miner tops the SoCon and ranks seventh nationally in Division I-AA with his average of 42.3 yards on 43 attempts. The two longest punts of his career came in the Oct. 27 game at The Citadel as he had boots of 67 and 68 yards on the way to a 47.9 average on seven kicks.

Miner also had a 43.5 mark on six attempts at Clemson.

Air Ayers

•Wofford is averaging 13.7 yards per pass completion this season.

In the last eight games, **Travis Wilson** is averaging 15.3 yards per completion. He has hit on 56-of-97 attempts (57.7 percent) for 859 yards with two touchdowns and two interceptions in that stretch.

•**Isaac Goodpaster** is averaging 18.7 yards with his team-high 21 receptions for 393 yards.

•Wofford threw the ball just 13.5 times per game last season, but averaged 16.6 yards with each completion.

Air Wilson

•The development of Wofford's passing game is traced through senior quarterback **Travis Wilson**.

In the year prior to his arrival (1997), which also represented the Terriers' first season of SoCon play, Wofford's top receiver on the year had five receptions (**Larry Windham**) while the leader in receiving yards totaled 64 (**Jeff Scott**).

•Wilson is Wofford's all-time leading passer (3,934 yards) and needs 66 yards to reach 4,000 in his career.

Recapping Clemson

•Wofford's 276 yards rushing against Clemson represented the second-highest total surrendered in the three-year tenure of Tiger Head Coach **Tommy Bowden**. It was surpassed only by the 286 yards posted by Virginia Tech in 1999.

•Buoyed by a 204-yard rushing performance, Wofford outgained Clemson by a 219-to-211 margin in the first half. The Terriers also held an 18:27-to-11:33 edge in time of possession.

•The Terriers built first-half leads of 7-0 and 14-7. Wofford still trailed just 24-14 with 10 seconds left in the third quarter.

•Wofford posted four sacks and an interception against Heisman Trophy candidate **Woodrow Dantzler**. The Terriers had three of their sacks in a five-play sequence of the third quarter. Dantzler was also held to 55 yards rushing on 13 carries.

•The Terriers forced a total of three Tiger turnovers.

•Wofford's performance produced the first boos in Death Valley during the Bowden era.

What The Tigers Were Saying...

"Wofford whipped us in the first half. We got our fannies kicked by them. Wofford simply took it to us. I'd rather play the Green Bay Packers."

Reggie Herring

Clemson Defensive Coordinator

"I tip my hat to the Wofford Terriers. They came out flying around and playing hard. We knew they would. That's a really good football team."

Will Merritt

Clemson Offensive Guard

"Wofford had great execution. They ran hard and they're very good."

Chad Carson

Clemson Linebacker

"Wofford was a good team. We knew we would have to come out ready to play to beat them. A lot of people thought that because they were a I-AA school that we would run all over them, but we knew better than that. We knew it would be a 60-minute game. Wofford is as good as half the teams in the ACC."

Woodrow Dantzler

Clemson Quarterback

"Travis Wilson is better than some of the ACC quarterbacks we've faced."

Nick Eason

Clemson Defensive Tackle

Going for It

The entire field is four-down territory for Wofford as the Terriers are 18-of-28 (64.3 percent) on fourth-down attempts. Among the fourth-down highlights this season:

•Wofford was successful on a 4th-and-2 at its own 25-yard line on the opening series at South Carolina. **Jesse McCoy** took a pitch for seven yards and a first down.

•In the first quarter of The Citadel game, **Melvin Jones** ran for six yards and a first down on a 4th-and-2 at the Terriers' own 32-yard line.

•Trailing 22-19 with 2:49 to play at Chattanooga, Wofford faced a 4th-and-4 at the Moc 21-yard line. The Terriers went for it and **Ben Foster** carried seven yards for a first down. Wofford eventually scored a go-ahead touchdown with 1:14 left.

Wofford was also successful on a 4th-and-1 at its own 29-yard line on the second series of the Chattanooga game. **Travis Wilson** ran 10 yards for a first down.

•At Clemson, the Terriers had a 4th-and-1 at the Tiger 26-yard line on their opening series. **Jesse McCoy** carried around right end for a touchdown and an early 7-0 Wofford lead.

The Terriers were 15-of-27 (55.6 percent) on fourth-down attempts last season and 24-of-39 (61.5 percent) in 1999.

Top Terriers

Listed below are Wofford's top rushing performances this season:

<u>Name</u>	<u>Opponent</u>	<u>Yards</u>
Melvin Jones	Appalachian State	168
Melvin Jones	Western Carolina	145
Melvin Jones	VMI	121
J.R. McNair	The Citadel	98
Melvin Jones	Charleston So.	88
Travis Wilson	Clemson	86
J.R. McNair	Charleston So.	82
Jesse McCoy	Charleston So.	75

Breaking Down the Wingbone

Wofford has rushed the ball on 80.1 percent (519-of-648) of its plays this season. The fullback position has carried the ball on 49.3 percent (256-of-519) of the running plays and 39.5 percent of all plays (256-of-648).

Spreading the Wealth

Wofford rushes for 264.9 yards per game with four players averaging at least 42.3 yards:

<u>Name</u>	<u>Att.</u>	<u>Yds.</u>	<u>Avg.</u>	<u>T D</u>
Melvin Jones, FB	159	793	5.0	8
J.R. McNair, FB	97	442	4.6	8
Travis Wilson, QB	103	386	3.7	2
Jesse McCoy, HB	74	381	5.1	3

As a team, the Terriers average 4.6 yards per rushing attempt.

So Close

With three-point losses to Chattanooga (29-26) and Western Carolina (31-28), Wofford is just eight points away from being 5-4 overall and 3-2 in the SoCon.

Among the League Leaders

The following are key SoCon rankings for Wofford and its players:

<u>Name/Category</u>	<u>Average</u>	<u>Ranking</u>
Jimmy Miner	42.3 punting avg.	1st!
Melvin Jones	88.1 rushing ypg	5th*
Travis Wilson	127.8 QB rating	3rd
Travis Wilson	142.3 tot. off. pg	4th
Travis Wilson	99.4 passing ypg	6th
Jesse McCoy	21.5 kick. ret. avg.	5th
Isaac Goodpaster	43.7 receiving ypg	7th
Rushing Offense	264.9 ypg	2nd^
Total Offense	372.8 ypg	3rd
Scoring Offense	25.1 points pg	5th
Rushing Defense	144.4 ypg	3rd
4th-Down Conv.	64.3% (18-of-28)	3rd
Opp. 4th-Down	42.9% (6-of-14)	2nd
Time of Poss.	32:11	3rd
Fewest Pen. Yards	42.4 ypg	2nd

!Ranks 7th in Division I-AA

*42nd in Division I-AA

^4th in Division I-AA

Fourth-Down Heroics

The 28 fourth-down attempts by Wofford are twice as many as its opposition (14).

Versus the Gamecock Defense

- Wofford did not have a negative play from scrimmage against South Carolina.
- The Terriers' 17-play, 80-yard scoring drive was the longest in terms of number of plays against USC this season. It also came against the Gamecocks' first-team defense.

Prior to a turnover at the USC one-yard line, Wofford drove 74 yards in 10 plays on its previous series versus the first-team defense of the Gamecocks.

- Wofford's 14 points against South Carolina were more than Georgia, Arkansas, Kentucky, and Boise State scored against the Gamecock defensive unit. It also equaled the point total of Mississippi State and Vanderbilt and was just three points shy of Tennessee's output against USC.

Spartanburg's Team

- The eight Spartanburg natives on this year's roster represent the highest total at Wofford in the 14-year tenure of Head Coach Mike Ayers.

The local Terriers with their high school in parentheses are: **Al Clark** (Dorman), **Chase Corn** (Dorman), **Matt Flynn** (Dorman), **Trevor Hray** (Spartanburg), **Curtis Nash** (Dorman), **Steve Prochak** (Spartanburg), **Trey Rodgers** (Dorman), and **Shiel Wood** (Spartanburg).

- Nash quarterbacked Dorman to the state championship game in 1999 while Rodgers, his successor, led the Cavaliers to the state title last year.

Coaching Stability

Head Coach **Mike Ayers** is in his 14th season at Wofford. His assistant coaches have also been a model of stability:

Off. Coordinator **Wade Lang*** (14th year)
 Off. Line Coach **Drew Watson** (12th year)
 Kicking Coach **Lee Hanning** (12th year)
 Def. Coordinator **Nate Woody*** (11th year)
 Def. Line Coach **Jack Teachey** (8th year)
 Wide Receiver Coach **Bruce Lackey** (7th year)
 Outside LB Coach **Thomas Neel** (4th year)
 RB Coach **Freddie Brown*** (3rd year)
 Secondary Coach **Terry Lantz** (2nd year)
 Tight End Coach **Joe Lesesne^** (1st year)

*Wofford graduate and four-year letterman
 ^Served as Wofford's president for 28 years (1972-2000)

That's My Boy

Freshman wide receiver and kick returner **Shiel Wood** is the son of Wofford Athletic Director **David Wood**.

The younger Wood has two receptions for 23 yards while returning five kickoffs for a 20.0 average.

Wood (the father) was a football standout at Elon and a former assistant coach at Catawba.

Team Captains

Cornerback **Chris Edwards**, halfback **Ben Foster**, nose tackle **Nathan Fuqua**, offensive tackle **J.C. Neel**, and quarterback **Travis Wilson** are the Terriers' team captains this season.

Fuqua is the lone junior among the group while Wilson is in his second year as a captain.

Last year, Wilson was the first junior to be a captain since former quarterback **Shawn Graves** held the honor in 1991.

Good Genes

Outside linebackers **Al Clark** and **Chase Corn** are third generation Wofford football players and teammates.

Clark's and Corn's grandfathers were teammates on Wofford's 1949 football team that posted an 11-0 regular season before being upset 19-6 by Florida State in the Cigar Bowl.

Clark's and Corn's fathers were also teammates at Wofford from 1972-76. Corn also had an uncle who played for the Terriers.

The Marshall Plan

Prior to becoming the dominant program in Division I-AA, Marshall had to wait five years to win its first Southern Conference game after beginning league play in 1977.

With 17 victories in its opening five years of SoCon membership, Wofford is well ahead of schedule on "The Marshall Plan."

Quick Progress

Since beginning SoCon play in 1997, which was just its third season in Division I-AA, Wofford is tied for the fifth-highest win total in league play: Georgia Southern (35), Appalachian State (31), Furman (27), East Tennessee State (19), Wofford (17), Western Carolina (17), Chattanooga (15), The Citadel (12), and VMI (2).

Uniform Watch

The following is Wofford's record with each uniform combination this season:

Black Jersey with Gold Pants:	2-0
Black Jersey with Black Pants:	1-1
White Jersey with Gold Pants:	0-2
White Jersey with Black Pants:	0-3

Gibbs Stadium

Wofford's football stadium is the second youngest facility in the Southern Conference.

With a capacity of 13,000, Gibbs Stadium opened in October 1996. Only Chattanooga's Finley Stadium (1997) is newer.

The Terriers have a 16-9 home record since moving into Gibbs Stadium.

Steady Improvements

Listed below is Wofford's year-by-year record since beginning SoCon play in 1997:

<u>Year</u>	<u>Record</u>	<u>Place</u>
1997	3-7, 2-6	8th
1998	4-7, 3-5	7th
1999	6-5, 5-3	4th
2000	7-4, 5-3	4th

The Last Time...

- The Terriers have not had a kickoff return for a touchdown since **Craig Best** took one back 93 yards in a 1982 game versus Elon.

- Wofford's last punt return for a touchdown came in 1997 when **Tony Young** went 84 yards against Charleston Southern.

Looking Back at the Shutout

The following are notables from Wofford's 13-0 shutout of The Citadel (Oct. 27):

- Wofford has defeated The Citadel in three consecutive seasons for the first time since a streak of four consecutive wins from 1955-58.

- The Terriers shut out The Citadel for the first time since a 34-0 victory in Orangeburg in 1957.

- Wofford posted its first shutout of a SoCon team since beginning league play in 1997. It was the Terriers' first blanking since a 20-0 win over Charleston Southern in 1998.

- Wofford posted its first road shutout since a 45-0 win at Kentucky State in 1989.

- The Terriers posted their lowest point total in a victory since a 13-9 win at Lenoir-Rhyne in 1991.

- Wofford actually had its lowest point total in 20 games, dating back to a 1999 contest at Furman when it scored three points.

In Search of 400

Wofford has won 399 games in its football history.

College football in the state of South Carolina traces back to Wofford. The Terriers played in the first-ever collegiate football game in the state when they posted a 5-1 win over Furman in 1889.

WOFFORD COLLEGE TWO-DEEP

(updated Nov. 4, 2001)

OFFENSE

LEFT TACKLE

72 J.C. Neel (6-5, 285, Sr.)
63 Jesse Blackburn (6-3, 265, Jr.)

LEFT GUARD

67 Chad Bentley (6-1, 288, Jr.)
65 Bobby Gibbs (6-3, 270, Fr.)

CENTER

69 Bailey King (5-11, 240, Sr.)
70 Prosser Carnegie (6-1, 270, Jr.)

RIGHT GUARD

55 Eric Nash (6-3, 280, Sr.)
77 Eric Deutsch (6-3, 300, So.)

RIGHT TACKLE

61 Steward Williams (6-1, 270, Sr.)
71 Stacey Clark (6-4, 300, Sr.)

TIGHT END

83 Matt Flynn (6-2, 230, Sr.)
88 Adam Regenthal (6-3, 238, Fr.)

WIDE RECEIVER

20 Isaac Goodpaster (6-0, 175, Jr.)
17 Curtis Nash (6-1, 180, So.)

QUARTERBACK

16 Travis Wilson (6-3, 205, Sr.)
14 Nick Haughey (5-11, 190, Jr.)

HALFBACK

29 Jesse McCoy (5-10, 195, Jr.)
7 Shaun Fogle (5-11, 187, So.)

RUNNING BACK

41 Melvin Jones (5-11, 212, Jr.)
4 J.R. McNair (5-10, 195, So.)

HALFBACK

34 Ben Foster (5-8, 185, Sr.)
42 D.J. Gaillard (5-10, 195, Jr.)

DEFENSE

TACKLE

75 Lee Basinger (6-1, 250, Fr.)
91 Bill Pryor (6-3, 245, So.)

NOSE TACKLE

90 Nathan Fuqua (6-1, 280, Jr.)
94 Robert Trapp (6-2, 280, Sr.)

TACKLE

97 Anthony Jones (5-10, 255, Jr.)
95 John Pressley (6-3, 240, So.)

OUTSIDE LINEBACKER

2 Hondre McNeil (6-2, 208, Sr.)
35 Al Clark (6-3, 225, Sr.)

INSIDE LINEBACKER

49 Robert Mathis (6-2, 235, Jr.)
5 Derrick Ledford (6-2, 225, Sr.)

INSIDE LINEBACKER

54 Jimmy Freland (5-11, 215, Fr.)
44 Timmy Thrift (6-0, 208, Fr.)

OUTSIDE LINEBACKER

37 Chase Corn (5-11, 202, Jr.)
10 Teddie Whitaker (6-2, 230, So.)

LEFT CORNERBACK

6 Chris Edwards (5-9, 182, Sr.)
8 Craig Thomas (5-10, 185, So.)

STRONG SAFETY

30 Matt Nelson (6-1, 195, So.)
19 Ryan Steele (6-1, 195, So.)

FREE SAFETY

47 Shaun Davis (6-1, 185, Jr.)
24 Brandon Ladd (5-10, 185, Jr.)

RIGHT CORNERBACK

48 Roland Harris (5-9, 172, Jr.)
25 Fred Washington (5-10, 190, Sr.)

SPECIAL TEAMS

PUNTER

32 Jimmy Miner (6-3, 195, So.)
31 Brandon Smith (5-11, 198, Fr.)

PLACEKICKER

23 Darren Brown (6-0, 170, Sr.)

PUNT RETURNS

6 Chris Edwards (5-9, 182, Sr.)

KICKOFF RETURNS

29 Jesse McCoy (5-10, 195, Jr.)
84 Shiel Wood (5-10, 180, Fr.)

HOLDER

9 Brandon Batson (6-0, 195, Jr.)
84 Shiel Wood (5-10, 180, Fr.)

LONG SNAPPER

82 Jonathan Starks (6-2, 215, So.)

KICKOFFS

23 Darren Brown (6-0, 170, Sr.)

WOFFORD VS. ETSU

Game 1

Clemson 38, Wofford 14
Sept. 8, 2001; Clemson, S.C.

Wofford held a pair of first-half leads before seeing Clemson rebound for a 38-14 victory in front of a crowd of 78,000 in Death Valley (Sept. 8).

The Terriers drove 65 yards in six plays on their opening series, capped by a 26-yard touchdown run by **Jesse McCoy** on a 4th-and-1 play, to take a 7-0 lead.

After Clemson evened the game, a **Teddie Whitaker** fumble recovery set up a **Travis Wilson's** 15-yard touchdown pass to **Isaac Goodpaster** to give Wofford a 14-7 lead at the close of the first quarter.

The Tigers took a 24-14 halftime lead and it remained just a 10-point game until Clemson scored again with 10 seconds remaining in the third quarter.

Wofford's 276 yards rushing represented the second-highest total allowed in the three-year Clemson tenure of Head Coach **Tommy Bowden**. The Terriers rushed for 204 yards in the first half and outgained the Tigers by a 219-to-211 margin in total offense at the intermission.

The Terrier defense recorded four sacks and forced three Clemson turnovers while limiting Heisman Trophy candidate **Woodrow Dantzler** to 55 yards rushing on 13 carries.

Wofford	14	0	0	0	14
Clemson	7	17	7	7	38

First Quarter

W - McCoy 26 run (Brown kick), 9:41

C - McKelvey 7 pass from Dantzler (Hunt kick), 7:12

W - Goodpaster 15 pass from Wilson (Brown kick), 2:16

Second Quarter

C - Hunt 43 field goal, 14:52

C - Meekins 29 fumble recovery (Hunt kick), 13:23

C - Zachery 1 run (Hunt kick), 9:41

Third Quarter

C - McKelvey 7 pass from Dantzler (Hunt kick), :10

Fourth Quarter

C - Rambert 3 run (Hunt kick), 11:53

	<u>Wofford</u>	<u>Clemson</u>
First Downs	19	29
Rushes - Yards	56-276	41-200
Passing Yards	36	283
Total Offense	312	483
Passes	16-6-0	37-26-2
Punts - Avg.	6-43.5	1-43.0
Fumbles - Lost	3-2	1-1
Penalties - Yards	2-16	4-35
Time of Possession	32:10	27:50

Wofford Individuals

Rushing

Wilson 16-86, McNair 10-68, McCoy 9-58, Jones 14-52, Fogle 4-11, Gaillard 1-1, Mungin 2-0

Passing

Wilson 15-6-0, 36 yards; Team 1-0-0

Receiving

Jones 2-6, Goodpaster 1-15, Gaillard 1-7, McCoy 1-7, Gilmore 1-1

Game 2

Wofford 35, Charleston So. 10
Sept. 22, 2001; Spartanburg, S.C.

Mike Ayers became Wofford's all-time winningest football coach in a 35-10 rout of Charleston Southern.

Ayers picked up his 78th victory at Wofford to move past **Conley Snidow** (1953-66) into the top spot on the Terrier career win chart.

The Terriers scored touchdowns on five of their first seven possessions on the way to 398 yards rushing and 566 in offense on the night.

Travis Wilson totaled 212 yards for Wofford. He averaged 31.8 yards on five pass completions (5-of-9 for 159 yards) while adding 53 yards rushing, including a 26-yard score.

Melvin Jones was the top Terrier ground gainer with 88 yards on 16 attempts while **J.R. McNair** added 82 yards on 11 carries, including touchdown runs of 11 and 22 yards. **Isaac Goodpaster** was the big-play receiver for the Terriers with two receptions for 100 yards.

Wilson had a 43-yard pass completion to **Jesse McCoy** on the Terriers' opening snap of the game to key an eight-play, 79-yard scoring drive. The Terriers built a 21-3 halftime lead when Wilson scored on his 26-yard run.

Charleston Southern was held to just two yards rushing and 193 yards of offense. Its lone touchdown came on a fumble return.

CSU	0	3	7	0	10
Wofford	7	14	14	0	35

First Quarter

W - Gaillard 4 run (Brown kick), 7:03

Second Quarter

W - McCoy 20 run (Brown kick), 12:46

C - Waters 40 field goal, 6:00

W - Wilson 26 run (Brown kick), 4:04

Third Quarter

W - McNair 22 run (Brown kick), 12:42

W - McNair 11 run (Brown kick), 8:06

C - West 37 fumble return (Waters kick), 3:12

	<u>Wofford</u>	<u>CSU</u>
First Downs	24	12
Rushes - Yards	59-398	25-2
Passing Yards	168	191
Total Offense	566	193
Passes	10-6-0	31-22-1
Punts - Avg.	4-41.0	7-29.9
Fumbles - Lost	3-1	0-0
Penalties - Yards	5-58	4-20
Time of Possession	31:36	28:24

Wofford Individuals

Rushing

Melvin Jones 16-88, McNair 11-82, McCoy 5-75, Wilson 11-53, Foster 4-36, Fogle 5-29, Gaillard 3-24, Mungin 1-12, Haughey 3-(1)

Passing

Wilson 9-5-0, 159 yards; Haughey 1-1-0, 9 yards

Receiving

Goodpaster 2-100, Gilmore 2-14, McCoy 1-43, Mike Jones 1-11

Game 3

Chattanooga 29, Wofford 26
Sept. 29, 2001; Chattanooga, Tenn.

Wofford staged a furious fourth-quarter comeback only to see UTC rally for a 29-26 victory.

With the Mocs holding a 22-11 fourth-quarter lead, Wofford scored a pair of touchdowns in a 5:43 span to move ahead 26-22 with 1:14 left.

The Terrier comeback began with a 13-play, 76-yard drive. **Travis Wilson** capped the possession with an eight-yard scoring pass to **Curtis Nash**. The Terriers converted the 2-point play to cut the deficit to 22-19.

Following a defensive stop, the Terriers took control of the ball at the Chattanooga 40 with 5:49 to play. After driving to the Moc 21, Wofford faced a 4th-and-4 with 2:49 left. **Ben Foster** then carried for seven yards and a first down. Four plays later, a two-yard **J.R. McNair** run gave Wofford a 26-22 lead.

However, Chattanooga drove 83 yards in six plays to score the winning touchdown on a 21-yard pass from **Chuck Spearman** to **Jason Jones** with 20 seconds remaining in the contest.

The Terriers' first points of the game came on an **Hondre McNeil** sack of Moc quarterback **Cos DeMatteo** in the end zone for a safety. McNeil then sacked DeMatteo on Chattanooga's first two plays of the ensuing series to give him three sacks on the night.

Wofford	0	5	6	15	26
Chattanooga	3	3	10	13	29

First Quarter

C - Thompson 37 field goal, 4:55

Second Quarter

W - McNeil safety, 14:17

W - Brown 30 field goal, 11:50

C - Thompson 23 field goal, :02

Third Quarter

C - Ikwuezunma 56 punt return (Thompson kick), 12:12

W - Jones 4 run (rush failed), 6:40

C - Thompson 34 field goal, 2:54

Fourth Quarter

C - McNeill 11 run (pass failed), 11:10

W - Nash 8 pass from Wilson (McCoy pass from Wilson), 6:57

W - McNair 2 run (Brown kick), 1:14

C - Jones 21 pass from Spearman (Thompson kick), :20

	<u>Wofford</u>	<u>UTC</u>
First Downs	18	16
Rushes - Yards	62-177	39-114
Passing Yards	155	167
Total Offense	332	281
Passes	15-8-1	20-12-0
Punts - Avg.	4-37.5	4-47.3
Fumbles - Lost	2-1	0-0
Penalties - Yards	6-59	10-100
Time of Possession	34:11	25:49

Wofford Individuals

Rushing

Wilson 25-68, Jones 20-45, McNair 9-33, Foster 5-23, McCoy 3-8

Passing

Wilson 14-8-0, 155 yards; Haughey 1-0-1

Receiving

Nash 3-61, Goodpaster 2-56, Gilmore 1-26, McCoy 1-7, Jones 1-5

W O F F O R D V S . E T S U

Game 4

Wofford 59, VMI 14

Oct. 6, 2001; Spartanburg, S.C.

Eight different Terriers scored touchdowns while quarterback **Travis Wilson** directed touch-down drives on all four of his possessions as Wofford rolled to a 59-14 win over VMI.

After a season-long 43-yard kickoff return by **Chris Edwards** gave Wofford possession at midfield for the game's opening series, **Melvin Jones** carried five times for 42 yards on a six-play, 50-yard scoring drive to give the Terriers a 7-0 lead just 2:36 into the contest. Jones, who rushed for a game-high 121 yards on 15 carries, had a 19-yard gain on Wofford's first snap of the game and a six-yard scoring run to cap the drive.

Wilson then had completions of 21 and 47 yards to **Isaac Goodpaster** on the Terriers' next possession to set up a five-yard **Jesse McCoy** touchdown run that gave Wofford a 14-0 lead just 5:09 into the game.

VMI	0	0	7	7	14
Wofford	14	17	21	7	59

First Quarter

W - Melvin Jones 6 run (Brown kick), 12:24

W - McCoy 5 run (Brown kick), 9:51

Second Quarter

W - Brown 24 field goal, 13:09

W - Goodpaster 14 pass from Wilson (Brown kick), 9:42

W - McNair 10 run (Brown kick), 7:17

Third Quarter

V - Gibson 1 run (Sharpe kick), 9:24

W - Mungin 39 run (Brown kick), 6:20

W - Steele 10 blocked punt return (Brown kick), 5:17

W - Rodgers 14 run (Brown kick), 2:49

Fourth Quarter

V - Solomon 1 run (Sharpe kick), 13:51

W - Mike Jones 2 run (Brown kick), 11:03

	Wofford	VMI
First Downs	22	21
Rushes - Yards	58-304	30-55
Passing Yards	193	276
Total Offense	497	331
Passes	15-12-0	58-28-2
Punts - Avg.	4-42.3	5-28.2
Fumbles - Lost	3-0	2-2
Penalties - Yards	7-76	4-29
Time of Possession	32:07	27:53

Wofford Individuals

Rushing

Melvin Jones 15-121, Mungin 2-49, Fogle 5-26, McNair 9-21, Dorham 2-18, Rodgers 2-12, McCoy 5-12, Wilson 1-11, Mike Jones 4-11, Gaillard 3-10, Goodpaster 1-9, Haughey 1-8, Jefferson 1-7, Team 1-0, Sullivan 2-(5), Zolman 4-(6)

Passing

Wilson 7-6-0, 136 yards; Haughey 4-4-0, 47 yards; Rodgers 2-1-0, 1 yard; Zolman 1-1-0, 9 yards; McCoy 1-0-0

Receiving

Goodpaster 3-82, Gilmore 2-31, Foster 2-31, McCoy 2-19, Wood 1-14, Jefferson 1-9, Mungin 1-7

Game 5

Western Carolina 31, Wofford 28

Oct. 13, 2001; Cullowhee, N.C.

The Wofford football team staged a furious fourth-quarter comeback but could not overcome four turnovers that led to 17 Western Carolina points in dropping a 31-28 decision to the Catamounts in Cullowhee, N.C.

Trailing 31-14 with 8:55 to play, Wofford drove 72 yards in 10 plays to close the deficit to 31-21 with 6:30 remaining. **Travis Wilson**, who completed 16-of-24 passes for 181 yards on the night, was 4-of-5 for 44 yards on the drive which was capped by a **J.R. McNair** six-yard touchdown run.

The Terriers then drove 80 yards in seven plays on their next possession to cut the deficit to 31-28 with 1:58 left. **Melvin Jones** scored from 17 yards out, his third touchdown in the game, as part of a career-high 145 yards rushing on 21 carries.

Three of Western Carolina's first four scores were set up by Terrier turnovers. Those three drives totaled just 47 yards.

The Terriers played without inside linebacker and leading tackler **Robert Mathis**, who missed the game with a sprained ankle.

Wofford	0	14	0	14	28
WCU	7	14	10	0	31

First Quarter

WCU - Banks 35 pass from Gaither (Rowser kick), 4:57

Second Quarter

W - Jones 10 run (Brown kick), 13:02

WCU - Banks 37 pass from Gaither (Rowser kick), 7:42

W - Jones 7 run (Brown kick), 4:21

WCU - Roy 10 pass from Gaither (Rowser kick), :14

Third Quarter

WCU - Rowser 41 field goal

WCU - DeShauteurs 2 run (Rowser kick), 1:48

Fourth Quarter

W - McNair 6 run (Brown kick), 6:30

W - Jones 17 run (Brown kick), 1:58

	Wofford	WCU
First Downs	29	17
Rushes - Yards	56-254	41-125
Passing Yards	181	203
Total Offense	435	328
Passes	24-16-1	27-15 0
Punts - Avg.	3-33.7	6-48.7
Fumbles - Lost	3-3	2-1
Penalties - Yards	3-15	6-47
Time of Possession	27:31	32:29

Wofford Individuals

Rushing

Jones 21-145, McNair 10-62, McCoy 8-54, Gaillard 1-7, Foster 3-5, Wilson 12-(2), Miner 1-(17)

Passing

Wilson 24-16-1, 181 yards

Receiving

Goodpaster 4-72, McCoy 4-29, Gilmore 3-20, Nash 2-37, Mungin 1-9, Wood 1-9, Jones 1-5

Game 6

Appalachian State 34, Wofford 23

Oct. 20, 2001; Spartanburg, S.C.

Appalachian State quarterback **Joe Burchette** completed 20-of-25 passes for 306 yards and three touchdowns to lead the Mountaineers to a 34-23 victory over Wofford.

The biggest play of the game came at the close of the first half. After Wofford drove 86 yards in 10 plays, capped by a three-yard **Melvin Jones** touchdown run, to close the Mountaineer lead to 17-14 with 1:02 left before the intermission, Burchette hit **Jermame Little** on a 71-yard scoring pass to give ASU a 24-14 lead with 16 seconds left.

Jones led the Terriers with 168 yards rushing and two touchdowns on 27 carries. It was his third straight career-high performance.

Jones gave Wofford a 7-0 lead when he scored on a career-long 54-yard run with 7:42 left in the first quarter. He had two straight career-long rushes as he ran for a then personal-best 32 yard gain on the previous play to move the ball from the Wofford 14 to the 46-yard line.

A 35-yard **Darren Brown** field goal with 2:47 left in the third quarter pulled Wofford within 24-17.

ASU	3	21	0	10	34
Wofford	7	7	3	6	23

First Quarter

W - Jones 54 run (Brown kick), 7:42

A - Rockhold 27 field goal, 4:28

Second Quarter

A - Layton 61 pass from Burchette (Rockhold kick), 13:53

A - Murphy 1 pass from Burchette (Rockhold kick), 4:52

W - Jones 3 run (Brown kick), 1:02

A - Little 71 pass from Burchette (Rockhold kick), :16

Third Quarter

W - Brown 35 field goal, 2:47

Fourth Quarter

A - Rockhold 44 field goal, 13:36

A - Watkins 10 run (Rockhold kick), 8:15

W - Wilson 15 run (kick failed), :39

	Wofford	ASU
First Downs	16	20
Rushes - Yards	59-267	36-184
Passing Yards	78	306
Total Offense	345	490
Passes	9-4-0	25-20-0
Punts - Avg.	6-44.2	4-30.0
Fumbles - Lost	2-0	1-0
Penalties - Yards	4-24	5-43
Time of Possession	33:10	26:50

Wofford Individuals

Rushing

Jones 27-168, McCoy 12-45, Wilson 13-41, McNair 5-7, Fogle 2-6

Passing

Wilson 9-4-0, 78 yards

Receiving

McCoy 2-60, Mungin 1-17, Jones 1-1

W O F F O R D V S . E T S U

Game 7

Wofford 13, The Citadel 0

Oct. 27, 2001; Charleston, S.C.

SoCon Defensive Player of the Week **Chase Corn** had two sacks and a forced fumble to key a Terrier defense that limited The Citadel to 174 total yards in a 13-0 victory.

J.R. McNair rushed for a career-high 98 yards on 18 carries, including a 39-yard touchdown run to give Wofford a 7-0 lead with 11:24 left in the second quarter. It capped a 2-play, 57-yard scoring drive. **Travis Wilson** had an 18-yard keeper on the initial play of the series.

Following a **Matt Nelson** interception, **Darren Brown** kicked the first of his two field goals on the day, a 32-yard effort, with 6:11 left in the first half to give Wofford a 10-0 lead at the intermission.

Midway through the third quarter, Corn forced Bulldog quarterback **Mazzie Drummond** to fumble with **Derrick Ledford** making the recovery at The Citadel 19-yard line. It set up a Brown 35-yard field goal with 6:44 left in the third quarter, the only points of the second half, to give the Terriers their final margin of 13-0.

The Terriers had four players rush for at least 50 yards while totaling 285 yards on the ground and 317 overall.

Wofford	0	10	3	0	13
The Citadel	0	0	0	0	0

Second Quarter

W - McNair 39 run (Brown kick), 11:24

W - Brown 32 field goal, 6:11

Third Quarter

W - Brown 35 field goal, 6:44

	<u>Wofford</u>	<u>Citadel</u>
First Downs	17	10
Rushes - Yards	61-285	43-104
Passing Yards	32	70
Total Offense	317	174
Passes	8-3-0	15-8-1
Punts - Avg.	7-47.9	6-44.7
Fumbles - Lost	0-0	2-1
Penalties - Yards	12-76	5-29
Time of Possession	34:40	25:20

Wofford Individuals

Rushing

McNair 18-98, Wilson 7-59, McCoy 14-52, Jones 11-51, Fogle 7-33, Foster 1-1, Team 1-(2), Haughey 2-(7)

Passing

Wilson 7-3-0, 32 yards; Batson 1-0-0

Receiving

McCoy 2-20, Goodpaster 1-12

Game 8

South Carolina 38, Wofford 14

Nov. 3, 2001; Columbia, S.C.

The Wofford football team gave a strong effort in a 38-14 loss to No. 17 South Carolina before a crowd of 77,922 in Columbia.

Playing with a non-displaced crack in his left tibia, **Travis Wilson** gave a courageous effort at quarterback for the Terriers. Although his streak of 35 consecutive starts came to an end, Wilson did complete 6-of-9 passes for 70 yards to become Wofford's career passing leader with 3,886 yards.

After falling behind 24-0, the Terriers got back in the game when **Robert Mathis** forced a **Derek Watson** fumble which was recovered by **Nathan Fuqua** at the USC nine-yard line. **J.R. McNair** then scored on a 4th-and-goal run from the one to pull Wofford within 24-7 at the half.

The Terriers' other score, against the Gamecocks' first-team defense, came on a 17-play, 80 drive that consumed 7:31 off the clock. McNair's one-yard scoring run pulled Wofford within 31-14 with 10:36 left in the game. The 17-play drive was the longest of the year in terms of number of plays against South Carolina this season.

Wofford	0	7	0	7	14
South Carolina	10	14	7	7	38

First Quarter

S - Petty 1 run (Weaver kick), 13:14

S - Weaver 25 field goal, 4:52

Second Quarter

S - Pinnock 3 run (Weaver kick), 13:46

S - Pinnock 4 run (Weaver kick), 8:14

W - McNair 1 run (Brown kick), :39

Third Quarter

S - Pinnock 5 run (Weaver kick), 11:13

Fourth Quarter

W - McNair 1 run (Brown kick), 10:36

S - Petty 2 run (Weaver kick), 6:17

	<u>Wofford</u>	<u>USC</u>
First Downs	17	26
Rushes - Yards	54-207	40-247
Passing Yards	80	209
Total Offense	287	456
Passes	14-8-1	30-20-1
Punts - Avg.	3-42.3	0-0.0
Fumbles - Lost	2-1	1-1
Penalties - Yards	6-33	3-21
Time of Possession	32:45	27:15

Wofford Individuals

Rushing

McCoy 11-60, Jones 14-51, McNair 15-40, Fogle 4-23, Wilson 7-20, Foster 1-8, Haughey 2-5

Passing

Wilson 9-6-0, 70 yards; Haughey 5-2-1, 10 yards

Receiving

Goodpaster 5-35, McCoy 2-30, Regenthal 1-15

Game 9

Furman 45, Wofford 14

Nov. 10, 2001; Greenville, S.C.

Walter Payton Award winner **Louis Ivory** rushed for 198 yards and four touchdowns to lead Furman to a 45-14 victory over Wofford at Paladin Stadium in Greenville.

Ivory had scoring runs of 13, seven, and 17 yards as the Paladins built a 21-0 lead early in the second quarter. He also added an eight-yard touchdown carry at the close of the third quarter.

Trailing 28-0, Wofford got on the board when **Chris Edwards** returned an interception 41 yards for a touchdown with 3:20 left in the first half. It represented the third straight season that Edwards has returned a pick for a score. It was also his ninth career interception.

After Furman's **Danny Marshall** kicked a 39-yard field goal on the final play of the first half, the Paladins put the game away when **Brian Bratton** returned the second-half kickoff 100 yards for a touchdown.

Melvin Jones had Wofford's other touchdown in the game when he scored on a one-yard run with 9:41 to play. Jones led the Terrier ground game with 72 yards on 21 carries.

Wofford	0	7	0	7	14
Furman	14	17	14	0	45

First Quarter

F - Ivory 13 run (Marshall kick), 8:05

F - Ivory 7 run (Marshall kick), 3:16

Second Quarter

F - Ivory 17 run (Marshall kick), 11:26

F - Thomas 18 pass from Napier (Marshall kick), 7:26

W - Edwards 41 interception return (Brown kick), 3:20

F - Marshall 39 field goal, 0:00

Third Quarter

F - Bratton 100 kickoff return (Marshall kick), 14:43

F - Ivory 8 run (Marshall kick), :17

Fourth Quarter

W - Jones 1 run (Brown kick), 9:41

	<u>Wofford</u>	<u>Furman</u>
First Downs	17	21
Rushes - Yards	54-216	44-260
Passing Yards	48	174
Total Offense	264	434
Passes	18-8-1	16-14-2
Punts - Avg.	6-41.5	3-40.3
Fumbles - Lost	1-1	0-0
Penalties - Yards	3-25	3-28
Time of Possession	31:33	28:27

Wofford Individuals

Rushing

Jones 21-72, Wilson 11-50, Rodgers 3-33, McNair 10-31, McCoy 7-17, Fogle 1-7, Foster 1-6

Passing

Wilson 18-8-1, 48 yards

Receiving

Goodpaster 3-21, Gilmore 2-2, Gaillard 1-12, Regenthal 1-10, McCoy 1-3

From: Mark Cohen cohenm@wofford.edu
Subject: Wofford Football Rolls Past ETSU
Date: February 18, 2002 at 10:40 AM

MC

To: Tom Brown tbrown189_@hotmail.com, Todd Shanesy todd.shanesy@shj.com, Steve Shutt sshutt@socon.org, Mark Hauser hausersouth@aol.com, Pete Yanity pyanity@wsps.com, Jim Seay infohold@juno.com, Otto Fad ofad@tampabay.rr.com, Andy Rhinehart andy.rhinehart@shj.com, sports@shj.com, The State statesports@thestate.com, Greg McKinney gregmckinney4@home.com, Mark Cohen cohenm@wofford.edu, Phillip Stone stonerp@wofford.edu, Keith Scripc kscripc@fox21.com, Joe Dwyer jdwyer@collegeinsider.com, sports@greenvillenews.com, Jim Rice jrice@greenvillenews.com, Rudy Jones rjones@greenvillenews.com, newsroom@sportsticker.com, Thom Henson perryv@spartanburg.net, Eric Welch ewelch@csc.edu, Mandi Copeland mcopeland@socon.org, Phil Kornblut philtalk@aol.com, Rusty Rabon rrabon@ciu.edu, Tom Didato sports@chronicle-independent.com, Ron Wagner sports@hendersonvillenews.com, Rich Chrampanis 15sports@wpde.com, Greg Thome gthome@earthlink.com, WD Fisher onesports@abts.net, Thom Henson hensontm@wofford.edu, Paul Johnson pjohanson@wcyb.com, David Jackson jacksondm@appstate.edu, Bob Gillespie bgillespie@thestate.com, Tony Moss tmoss@sportsnetwork.com, Rick Henry rhenry@wis-tv.com, Geoff Hart gshart@hearst.com, Traci Tuohy traci.tuohy@sportsticker.com, Lou Monaco lou.monaco@sportsticker.com, Fred Cunningham fcunningham@wsps.com, Ken Griner kgriner@wsps.com, Bob Mihalic bmihalic@hearst.com, Phil Aldridge paldrigg@fox21.com, ESPN ncaa@espn.com, Pete Iacobelli piacobelli@ap.org, Associated Press apcolumbia@ap.org, Adam Davis addavis@greenvillenews.com, Ann Green agreeen@greenvillenews.com, Nate Ross nathanr@awod.com, Eric Gemunder iaapreview@hotmail.com, Ashley Jones amjones@foxsports.net, Steve Shutt sjshutt@yahoo.com, Mandi Copeland mansocon@aol.com, John Paquet jpaquet@cbs.com, Angela Lento alento@collegeinsider.com, Paul Gallant pgallant@islandtelecom.com, Malcolm DeWitt mdewitt@postandcourier.com, Post and Courier sportsdesk@postandcourier.com, Bill English BENGGLISH@gw.uscs.edu, Carrie Fellrath fellrathcr@wofford.edu, Jim Fair jim.fair@shj.com, Ralph Patterson rpatterson@1070sports.com, Zackery Kick zkick@1070sports.com, Mickey Plyler mplyler@1070sports.com, sports@andersonsc.com, news@collegesportsnews.com, Charlotte Observer obsports@charlotteobserver.com, Ward Clayton wardc@augustachronicle.com, Doug Mittler doug.mittler@sportsticker.com, Keith Lunsford klunsford@1070sports.com, Wendi Nix wendinix@hotmail.com, everett german everett_german@hotmail.com, Henry Bright journalscene@charleston.net, ralph wallace ralph.wallace@collegesportingnews.com, Kris Cook Kpccadno6@aol.com, csnmedia@collegesportingnews.com, easmith@usatoday.com, Dave Link clink10379@aol.com, Jamie Kimbrough jkimbrough@foxsports.net, Jimmy Watt wattman_1@hotmail.com, Matt Park mattpark1@yahoo.com, Ric Garni Rgarni@wis-tv.com, Nat Newell nnewell@thestate.com, Newberry Observer sports@newberryobserver.com, editors@basketballamerica.com, Tom Hayes thayes@icbsc.com, Will Vandervort wvandervort@msmgmt.com, Florence Morning News sports@florenceenews.com, Asheville Citizen-Times actsports@hotmail.com, Phil Hess hessp@etsu.edu

Fullbacks J.R. McNair and Melvin Jones each rushed for a touchdown while totaling 159 yards on the ground and the Wofford defense limited East Tennessee State to 223 yards of offense in a 24-3 win this afternoon in Spartanburg, S.C. It was the 400th victory in the Terriers' football history.

The Terriers (4-6, 3-4) scored touchdowns on their opening two series of the game to build a 14-0 lead with 12:47 left in the first half. McNair and Jones capped those drives with one-yard runs.

The Buccaneers (5-5, 3-4) brought a three-game winning streak into the game, including a 19-16 victory over Georgia Southern. However, ETSU's only points came on a 21-yard Con Chellis field goal with 49 seconds left in the first half.

A key turnover set the stage for Wofford to increase its lead to 17-3 early in the third quarter. After Terrier cornerback Roland Harris tipped a pass by ETSU quarterback Matt Wilhjelm, freshman defensive tackle Lee Basinger recorded the interception with an eight-yard return to the Buccaneer 26. The Terriers drove to the 2-yard line before settling for a Darren Brown 20-yard field goal to increase their lead to 17-3 with 8:01 left in the third quarter.

Basinger, a freshman from Kannapolis, N.C., was making just his second collegiate start. He recorded a three-yard tackle for a loss on the Buccaneers' first play of their next series following Brown's field goal.

The Terriers put the game away when backup quarterback Nick Haughey scored on a five-yard run less than two minutes into the fourth quarter to provide the final 24-3 margin. The 65-yard drive was aided by three personal foul calls on ETSU.

"We had a great day defensively," Wofford Head Coach Mike Ayers said. "ETSU is a very good football team. They shut down Georgia Southern.

ETSU is a very good football team. They shut down Georgia Southern.

"The first two scores were very important in giving us momentum with our offense. We were able to move the ball and then get pressure on their quarterback. We also had field position throughout the game.

"I can't say enough about Travis Wilson. He's only playing at 80 percent (non-displaced crack in his left tibia) but he does anything he can to help.

"Lee Basinger needs to be the Southern Conference Defensive Player of the Week after his performance today."

ETSU had just 142 yards of offense through the opening three quarters. Wilhelm completed 17-of-32 passes for 138 yards with two interceptions for the game. Strong safety Matt Nelson recorded a fourth-quarter pick for the Terriers.

McNair led the Terrier ground game with 83 yards on 14 carries while Jones had 76 yards on 23 attempts. With 869 yards on the year, Jones needs 131 next week to become the first Terrier since 1994 and the first non-quarterback since 1979 to reach 1,000 yards rushing in a season. Jesse McCoy added 73 yards on 13 carries.

Wilson, seeing spot duty, completed 2-of-5 passes for 26 yards while carrying the ball once for eight yards. Already the Terriers' career passing leader with 3,960 yards, Wilson is 40 yards shy of the 4,000 mark.

Wofford closes the season next Saturday with a 1 p.m. home game against Georgia Southern in the makeup of a Sept. 15 postponed contest. ETSU is at VMI on Thanksgiving Day with a 12 noon kickoff in Lexington, Va.

From: Mark Cohen cohenm@wofford.edu
Subject: Wofford Football Notes and Stats
Date: February 18, 2002 at 10:40 AM

MC

To: Tom Brown tbrown189_@hotmail.com, Todd Shanesy todd.shanesy@shj.com, Steve Shutt sshutt@socon.org, Mark Hauser hausersouth@aol.com, Pete Yanity pyanity@wsps.com, Jim Seay infohold@juno.com, Otto Fad ofad@tampabay.rr.com, Andy Rhinehart andy.rhinehart@shj.com, sports@shj.com, The State statesports@thestate.com, Greg McKinney gregmckinney4@home.com, Mark Cohen cohenm@wofford.edu, Phillip Stone stonerp@wofford.edu, Keith Scripc kscripc@fox21.com, Joe Dwyer jdwyer@collegeinsider.com, sports@greenvillenews.com, Jim Rice jrice@greenvillenews.com, Rudy Jones rjones@greenvillenews.com, newsroom@sportsticker.com, Thom Henson perryv@spartanburg.net, Eric Welch ewelch@csc.edu, Mandi Copeland mcopeland@socon.org, Phil Kornblut philtalk@aol.com, Rusty Rabon rrabon@ciu.edu, Tom Didato sports@chronicle-independent.com, Ron Wagner sports@hendersonvillenews.com, Rich Chrampanis 15sports@wpde.com, Greg Thome gthome@earthlink.com, WD Fisher onesports@abts.net, Thom Henson hensontm@wofford.edu, Paul Johnson pjohanson@wcyb.com, David Jackson jacksondm@appstate.edu, Bob Gillespie bgillespie@thestate.com, Tony Moss tmoss@sportsnetwork.com, Rick Henry rhenry@wis-tv.com, Geoff Hart gshart@hearst.com, Traci Tuohy traci.tuohy@sportsticker.com, Lou Monaco lou.monaco@sportsticker.com, Fred Cunningham fcunningham@wsps.com, Ken Griner kgriner@wsps.com, Bob Mihalic bmihalic@hearst.com, Phil Aldridge paldrigg@fox21.com, ESPN ncaa@espn.com, Pete Iacobelli piacobelli@ap.org, Associated Press apcolumbia@ap.org, Adam Davis addavis@greenvillenews.com, Ann Green agreeen@greenvillenews.com, Nate Ross nathanr@awod.com, Eric Gemunder iaapreview@hotmail.com, Ashley Jones amjones@foxsports.net, Steve Shutt sjshutt@yahoo.com, Mandi Copeland mansocon@aol.com, John Paquet jpaquet@cbs.com, Angela Lento alento@collegeinsider.com, Paul Gallant pgallant@islandtelecom.com, Malcolm DeWitt mdewitt@postandcourier.com, Post and Courier sportsdesk@postandcourier.com, Bill English BENGISH@gw.uscs.edu, Carrie Fellrath fellrathcr@wofford.edu, Jim Fair jim.fair@shj.com, Ralph Patterson rpatterson@1070sports.com, Zackery Kick zkick@1070sports.com, Mickey Plyler mplyler@1070sports.com, sports@andersonsc.com, news@collegesportsnews.com, Charlotte Observer obsports@charlotteobserver.com, Ward Clayton wardc@augustachronicle.com, Doug Mittler doug.mittler@sportsticker.com, Keith Lunsford klunsford@1070sports.com, Wendi Nix wendinix@hotmail.com, everett german everett_german@hotmail.com, Henry Bright journalscene@charleston.net, ralph wallace ralph.wallace@collegesportingnews.com, Kris Cook Kpccadno6@aol.com, csmedia@collegesportingnews.com, easmith@usatoday.com, Dave Link clink10379@aol.com, Jamie Kimbrough jkimbrough@foxsports.net, Jimmy Watt wattman_1@hotmail.com, Matt Park mattpark1@yahoo.com, Ric Garni Rgarni@wis-tv.com, Nat Newell nnewell@thestate.com, Newberry Observer sports@newberryobserver.com, editors@basketballamerica.com, Tom Hayes thayes@icbcs.com, Will Vandervort wvandervort@msmgmt.com, Florence Morning News sports@florencenews.com, Asheville Citizen-Times actsports@hotmail.com, Tom McClellan tmcclell@gsaix2.cc.gasou.edu, jwieltgus@macontel.com

Attached are .pdf files with Wofford's football release and updated stats for Saturday's 1 p.m. home game with Georgia Southern.

If you have any trouble with the files or prefer to receive the information via fax or regular mail, please feel free to let me know.

Thanks.

Mark Cohen
Associate AD/SID
Wofford College



WoffordFBNotes
-GSUgame.pdf

Wofford Overall Defensive Statistics (as of Nov 19, 2001)
All games

DEFENSIVE LEADERS	GP	-----Tackles-----			TFL/Yds	-Sacks-	---Pass Def---			-Fumbles-	
		Solo	Ast	Total		No-Yds	Int-Yds	BrUp	QBH	Rcv-Yds	FF
30 Matt Nelson	10	69	34	103	7-13	.	2-9	4	.	.	1
2 Hondre McNeil	10	40	25	65	7-38	5-34	.	4	2	.	1
37 Chase Corn	10	33	23	56	8-34	3-25	.	2	3	.	1
48 Roland Harris	10	38	17	55	3-17	.	3-2	7	.	.	.
49 Robert Mathis	9	39	16	55	12-38	5-28	1-0	1	2	.	1
90 Nathan Fuqua	10	39	15	54	15-41	4-22	.	1	3	1-0	.
97 Anthony Jones	10	41	8	49	20-62	9-41	.	2	5	.	1
24 Brandon Ladd	8	24	17	41	.	.	1-0	2	.	.	1
19 Ryan Steele	10	21	18	39	.	.	.	2	.	.	.

5	Derrick Ledford	10	30	9	39	3-6	1-2	.	.	1	1-0	.
25	Fred Washington	10	27	11	38	2-3	.	1-20	4	.	.	.
54	Jimmy Freland	8	29	8	37	4-9	1-6	.	.	1	.	.
35	Al Clark	10	16	20	36	.	.	.	2	.	.	.
6	Chris Edwards	9	24	10	34	.	.	2-41	7	.	.	.
94	Robert Trapp	10	20	10	30	7-14	3-6	.	.	1	1-0	.
47	Shaun Davis	5	9	19	28	.	.	.	1	.	.	.
95	John Pressley	10	16	8	24	5-18	3-13	.	1	1	1-0	1
11	Josh Brizendine	9	9	9	18	3-9	.	.	4	.	.	.
44	Timmy Thrift	6	11	6	17	4-6	.	.	2	2	.	.
75	Lee Basinger	8	12	4	16	7-16	1-4	1-8	1	.	.	1
53	Erik Hutchinson	9	12	3	15	1	.	.
8	Craig Thomas	10	6	9	15
93	Scotty Dean	10	12	3	15	1-1
46	Jordan Inman	10	8	6	14	1	.	.
91	Bill Pryor	9	12	1	13	4-11	1-3	.	1	.	.	.
28	Eric Mick	10	8	5	13	.	.	.	1	.	.	.
54	Jimmy Freeland	2	11	1	12	2-6
10	Teddie Whitaker	9	5	7	12	2-12	2-12	.	.	1	2-3	.
40	Shaun Bennett	7	10	1	11	.	.	.	1	.	.	.
98	Sean Patterson	9	8	1	9	3-18	3-18	.	1	3	.	1
45	LaRay Benton	4	8	.	8	2-5
50	Seth Golder	9	4	4	8	.	.	.	1	.	.	.
56	Shane Fast	9	2	2	4
57	Josh Smith	4	3	1	4	1-2
31	Brandon Smith	5	1	2	3
43	Steve Hoover	3	2	1	3
92	Sherman Roberts	4	2	.	2	1-1	.	.	1	.	.	.
82	Jonathan Starks	10	1	1	2
39	J. Wheeler	6	.	2	2
23	Darren Brown	10	2	.	2
29	Jesse McCoy	10	2	.	2
16	Travis Wilson	10	1	.	1
32	Jimmy Miner	10	1	.	1
7	Shaun Fogle	10	.	1	1
26	Ben Mungin	9	1	.	1
96	Ben Whitney	3	1	.	1	1-3	1-3
Total.....		10	670	338	1008	124-383	23-151	11-80	53	27	6-3	9
Opponents.....		10	547	258	805	64-211	11-93	4-35	19	2	11-84	9

Wofford Combined Team Statistics (as of Nov 19, 2001)
All games

RECORD:					OVERALL		HOME		AWAY		NEUTRAL			
ALL GAMES.....					(4-6-0)		(3-1-0)		(1-5-0)		(0-0-0)			
CONFERENCE.....					(3-4-0)		(2-1-0)		(1-3-0)		(0-0-0)			
NON-CONFERENCE.....					(1-2-0)		(1-0-0)		(0-2-0)		(0-0-0)			
DATE		OPPONENT		W/L	SCORE	ATTEND	TEAM STATISTICS			WOF		OPP		
Sep 08, 2001		at Clemson		L	14-38	78000	FIRST DOWNS.....			203		185		
Sep 22, 2001		CHARLESTON SOUTHERN		W	35-10	7214	Rushing.....			147		82		
*Sep 29, 2001		at Chattanooga		L	26-29	7815	Passing.....			44		95		
*Oct 6, 2001		VMI		W	59-14	9314	Penalty.....			12		8		
*Oct 13, 2001		at Western Carolina		L	28-31	5020	RUSHING YARDAGE.....			2706		1385		
*Oct 20, 2001		APPALACHIAN STATE		L	23-34	9419	Yards gained rushing...			2999		1665		
*Oct 27, 2001		at The Citadel		W	13-0	12127	Yards lost rushing.....			293		280		
Nov 3, 2001		at South Carolina		L	14-38	77922	Rushing Attempts.....			587		365		
*Nov 10, 2001		at Furman		L	14-45	10534	Average Per Rush.....			4.6		3.8		
*Nov 17, 2001		EAST TENNESSEE STATE		W	24-3	4801	Average Per Game.....			270.6		138.5		
* denotes conference game								TDs Rushing.....			28 16			
								PASSING YARDAGE.....			1013 2035			
RUSHING		GP	Att	Gain	Loss	Net	Avg	TD	Long	Avg/G				
											Att-Comp-Int.....		137-74-4	292-183-11
											Average Per Pass.....		7.4 7.0	

Melvin Jones	10	182	883	14	869	4.8	9	54	86.9
J.R. McNair	10	111	541	16	525	4.7	9	39	52.5
Jesse McCoy	10	87	484	30	454	5.2	3	40	45.4
Travis Wilson	10	104	547	153	394	3.8	2	26	39.4
Shaun Fogle	10	29	150	12	138	4.8	0	15	13.8
Ben Foster	10	17	94	7	87	5.1	0	15	8.7
Ben Mungin	9	6	76	5	71	11.8	1	39	7.9
D.J. Gaillard	9	11	58	0	58	5.3	1	13	6.4
Trey Rodgers	4	8	51	3	48	6.0	1	21	12.0
Nick Haughey	7	12	44	12	32	2.7	1	10	4.6
Mike Jones	8	5	27	0	27	5.4	1	14	3.4
Donald Dorham	1	2	21	3	18	9.0	0	21	18.0
I. Goodpaster	10	1	9	0	9	9.0	0	9	0.9
Tony Jefferson	3	1	7	0	7	7.0	0	7	2.3
TM	3	2	0	2	-2	-1.0	0	0	-0.7
Jeff Zolman	2	5	6	12	-6	-1.2	0	3	-3.0
Jeff Sullivan	2	3	1	7	-6	-2.0	0	1	-3.0
Jimmy Miner	10	1	0	17	-17	-17.0	0	0	-1.7
Total.....	10	587	2999	293	2706	4.6	28	54	270.6
Opponents.....	10	365	1665	280	1385	3.8	16	50	138.5

PASSING	GP	Effic	Att-Cmp-Int	Pct	Yds	TD	Lng	Avg/G
Travis Wilson	10	125.87	117-64-2	54.7	921	3	52	92.1
Nick Haughey	7	65.72	13-7-2	53.8	66	0	18	9.4
Trey Rodgers	4	114.27	3-2-0	66.7	17	0	16	4.2
TM	3	0.00	1-0-0	0.0	0	0	0	0.0
Jeff Zolman	2	175.60	1-1-0	100.0	9	0	9	4.5
Brandon Batson	9	0.00	1-0-0	0.0	0	0	0	0.0
Jesse McCoy	10	0.00	1-0-0	0.0	0	0	0	0.0
Total.....	10	117.51	137-74-4	54.0	1013	3	52	101.3
Opponents.....	10	124.98	292-183-11	62.7	2035	10	71	203.5

RECEIVING	GP	No.	Yds	Avg	TD	Long	Avg/G
I. Goodpaster	10	21	393	18.7	2	52	39.3
Jesse McCoy	10	16	218	13.6	0	51	21.8
Marcus Gilmore	10	12	102	8.5	0	26	10.2
Curtis Nash	9	6	116	19.3	1	29	12.9
Melvin Jones	10	6	33	5.5	0	16	3.3
Ben Mungin	9	3	33	11.0	0	17	3.7
Ben Foster	10	2	31	15.5	0	23	3.1
Adam Regenthal	6	2	25	12.5	0	15	4.2
Shiel Wood	9	2	23	11.5	0	14	2.6
D.J. Gaillard	9	2	19	9.5	0	12	2.1
Mike Jones	8	1	11	11.0	0	11	1.4
Tony Jefferson	3	1	9	9.0	0	9	3.0
Total.....	10	74	1013	13.7	3	52	101.3
Opponents.....	10	183	2035	11.1	10	71	203.5

FIELD GOALS	FGM-FGA	Pct	01-19	20-29	30-39	40-49	50-99	Lg	Blk
Darren Brown	6-9	66.7	0-0	2-2	4-4	0-2	0-1	35	1

SCORING	TD	FGs	Kick	Rush	Rev	Pass	DKP	Saf	Points
J.R. McNair	9	0-0	0-0	0-0	0	0-0	0	0	54
Melvin Jones	9	0-0	0-0	0-1	0	0-0	0	0	54
Darren Brown	0	6-9	30-31	0-0	0	0-0	0	0	48

Average Per Catch.....	13.7	11.1
Average Per Game.....	101.3	203.5
TDs Passing.....	3	10
TOTAL OFFENSE.....	3719	3420
Total Plays.....	724	657
Average Per Play.....	5.1	5.2
Average Per Game.....	371.9	342.0
KICK RETURNS: #-YARDS....	41-728	40-1012
PUNT RETURNS: #-YARDS....	16-113	19-237
INT RETURNS: #-YARDS....	11-80	4-35
FUMBLES-LOST.....	21-11	10-6
PENALTIES-YARDS.....	51-412	56-451
PUNTS-AVG.....	45-42.3	41-38.4
TIME OF POSSESSION/GAME..	32:22	27:38
3RD-DOWN CONVERSIONS....	61/150	51/129
4TH-DOWN CONVERSIONS....	19/30	7/17

INTERCEPTIONS	No.	Yds	Avg	TD	Long
Roland Harris	3	2	0.7	0	7
Chris Edwards	2	41	20.5	1	41
Matt Nelson	2	9	4.5	0	9
Robert Mathis	1	0	0.0	0	0
Fred Washington	1	20	20.0	0	20
Brandon Ladd	1	0	0.0	0	0
Lee Basinger	1	8	8.0	0	8
Total.....	11	80	7.3	1	41
Opponents.....	4	35	8.8	0	25

PUNTING	No.	Yds	Avg	Long	TB	FC	I20	Blkd
Jimmy Miner	45	1902	42.3	68	8	1	15	0
Total.....	45	1902	42.3	68	8	1	15	0
Opponents.....	41	1573	38.4	60	4	3	9	2

PUNT RETURNS	No.	Yds	Avg	TD	Long
Chris Edwards	11	81	7.4	0	32
Marcus Gilmore	4	10	2.5	0	7
Ryan Steele	1	22	22.0	1	10
Total.....	16	113	7.1	1	32
Opponents.....	19	237	12.5	1	56

KICK RETURNS	No.	Yds	Avg	TD	Long
Chris Edwards	16	285	17.8	0	43
Jesse McCoy	13	292	22.5	0	36
Shiel Wood	5	100	20.0	0	29
Mike Jones	4	27	6.8	0	9
J.R. McNair	1	11	11.0	0	11
Shaun Bennett	1	11	11.0	0	11
Steve Prochak	1	2	2.0	0	0
Total.....	41	728	17.8	0	43
Opponents.....	40	1012	25.3	1	100

ALL PURPOSE	G	Rush	Rec	PR	KOR	IR	Tot	Avg/G
Jesse McCoy	10	454	218	0	292	0	964	96.4
Melvin Jones	10	869	33	0	0	0	902	90.2
J.R. McNair	10	525	0	0	11	0	536	53.6



Game 11 Georgia Southern at Wofford November 24, 2001; 1 p.m. Gibbs Stadium (13,000); Spartanburg, S.C.

This Week

The Wofford football team will close the 2001 campaign when it hosts two-time defending national champion Georgia Southern at Gibbs Stadium in the makeup of a Sept. 15 postponed contest.

Saturday will represent the first of two consecutive league meetings between the Terriers and Eagles. After closing this year's SoCon season with each other, Wofford and Georgia Southern will meet again in the league opener next year (Sept. 21 in Statesboro, Ga.).

The Terriers will be looking to avenge a tough 24-17 loss to the Eagles last year in Statesboro. The game was in doubt until the final play when quarterback **Travis Wilson's** Hail Mary pass into the end zone when through the hands of wide receiver **Isaac Goodpaster**.

The game was tied at 17-17 in the fourth quarter when Georgia Southern fullback **Adrian Peterson** scored on a 4th-and-goal play from the one-yard line for the go-ahead points with 11:42 remaining. The Terriers then had two subsequent drives inside Eagle territory before the scoring threats were thwarted.

Wofford is looking for its first win over Georgia Southern since beginning SoCon play in the 1997 campaign. The Eagles hold a 5-1 series lead with the Terrier victory coming in the first meeting between the teams, a 28-7 Wofford win in Statesboro in 1982.

When Last in Action

Fullbacks **J.R. McNair** and **Melvin Jones** each rushed for a touchdown while totaling 159 yards on the ground and Wofford limited East Tennessee State to 223 yards of offense in a 24-3 Terrier win at Gibbs Stadium.

Wofford scored touchdowns on its opening two series of the game to build a 14-0 lead with 12:47 left in the first half. McNair and Jones capped those drives with one-yard runs.

The Buccaneers brought a three-game winning streak into the game, including a 19-16 victory over Georgia Southern. However, ETSU's only points came on a 21-yard **Con Chellis** field goal with 49 seconds left in the first half.

A key turnover set the stage for Wofford to increase its lead to 17-3 early in the third quarter. After Terrier cornerback **Roland Harris** tipped a pass by ETSU quarterback **Matt Wilhjelm**, freshman defensive tackle **Lee Basinger** recorded the interception with an eight-yard return to the Buccaneer 26. It set up a **Darren Brown** 20-yard field goal.

The Terriers put the game away when backup quarterback **Nick Haughey** scored on a five-yard run less than two minutes into the fourth quarter to provide the final 24-3 margin. The 65-yard drive was aided by three personal foul calls on ETSU.

The Buccaneers had just 142 yards of offense through the opening three quarters. Three Terriers rushed for at least 73 yards as the Terriers totaled 322 on the ground.

Wofford (4-6, 3-4)

Sept. 8	at Clemson	14-38
Sept. 22	CHARLESTON SO.	35-10
Sept. 29	at Chattanooga*	26-29
Oct. 6	VMI*	59-14
Oct. 13	at Western Carolina*	28-31
Oct. 20	APPALACHIAN STATE*	23-34
Oct. 27	at The Citadel*	13-0
Nov. 3	at South Carolina	14-38
Nov. 10	at Furman*	14-45
Nov. 17	ETSU*	24-3
Nov. 24	GEORGIA SOUTHERN*	1:00

*SoCon game

Georgia Southern (9-1, 6-1)

Sept. 1	SAVANNAH STATE	69-6
Sept. 8	DELAWARE	38-7
Sept. 22	CHATTANOOGA*	70-7
Sept. 29	at VMI*	31-14
Oct. 6	WESTERN CAROLINA*	50-14
Oct. 13	at Appalachian State*	27-18
Oct. 20	THE CITADEL*	14-6
Oct. 27	at East Tennessee State*	16-19
Nov. 3	FURMAN*	20-10
Nov. 10	at Elon	27-21
Nov. 24	at Wofford*	1:00

*SoCon game

Key Notes

- Wofford has allowed a total of three points in its last two victories (13-0 vs. The Citadel, 24-3 vs. East Tennessee State).

- Isaac Goodpaster**, who is legally blind, is Wofford's top receiver with 21 catches for 393 yards (18.7 avg.) and two touchdowns.

- Starting halfback **Ben Foster** is Wofford's Student Body President.

- Fullback **Melvin Jones** needs 131 yards on Saturday to become Wofford's first 1,000-yard rusher since 1994 and the first non-quarterback to reach the milestone since 1979.

- Wofford quarterback **Travis Wilson** is playing with a non-displaced crack in his left tibia.

- Wofford is the smallest school in Division I-A or I-AA football with an enrollment of 1,100 students. The SAT average (1212) on campus is actually higher than the enrollment.

WOFFORD VS. GEORGIA SOUTHERN

Terriers on the Tube



Hosted by NewsChannel 7 Sports Director **Pete Yanity**, Wofford Football Illustrated can be seen on WASV-TV (sister station of CBS-affiliate WSPA) in the Spartanburg/Greenville/Asheville/Anderson market each Sunday at 12:30 p.m.

Wofford Football Illustrated also airs in nearly three million homes and eight states each Thursday at 5:30 p.m. on Comcast/Charter Sports Southeast (CSS).



Wofford Football Illustrated Local Cable Affiliates

Columbia Time Warner Cable
Tues., 7:30 p.m., Channel 10

Dining with The Coach

The Mike Ayers Media Luncheon is held each Monday at 11:30 a.m. in the Richardson Building on the Wofford campus.

All media members are invited. Players are available on request. Please notify Wofford SID **Mark Cohen** if you plan on attending.

Search for Wofford football on the web at:

www.wofford.edu/athletics

Terriers Heard Worldwide on the Web

Originating through AM 950 WSPA, Wofford football games are broadcast worldwide on the Internet with **Mark Hauser** on the play-by-play, **Thom Henson** the color commentary, and **Tom Brown** on sideline analysis.

SportsJuice.com brings the Terrier broadcasts to the web at www.sportsjuice.com.

Listeners can also pick up the game from anywhere in the country through TEAMLINE by dialing 1-800-846-4700 and then entering the access system. The Wofford code is 1099.



SoCon Teleconference

The Southern Conference holds a weekly teleconference throughout the season with the league's nine football coaches. The teleconference is open to members of the media each Tuesday from 10 a.m. - 11:03 a.m. Eastern time. Each coach will have seven minutes to make an opening statement and answer questions.

Time (Eastern)

10:00 - 10:07
10:07 - 10:14
10:14 - 10:21
10:21 - 10:28
10:28 - 10:35
10:35 - 10:42
10:42 - 10:49
10:49 - 10:56
10:56 - 11:03

Coach, School

Jerry Moore, Appalachian State
Ellis Johnson, The Citadel
Paul Hamilton, ETSU
Bobby Johnson, Furman
Paul Johnson, Georgia Southern
Donnie Kirkpatrick, Chattanooga
Cal McCombs, VMI
Bill Bleil, Western Carolina
Mike Ayers, Wofford

Media Telephone Number
(312) 470-7087
Password: SoCon
Group Leader: Steve Shutt



WOFFORD VS. GEORGIA SOUTHERN

When Last In Action

The following are the final statistics from Wofford's 24-3 win over East Tennessee State:

	<u>Wofford</u>	<u>ETSU</u>
First Downs	24	11
Rushes - Yards	68 - 322	25 - 85
Passing Yards	42	138
Total Offense	364	223
Passes	8 - 3 - 0	32 - 17 - 2
Punts - Avg.	2 - 40.5	5 - 41.2
Fumbles - Lost	2 - 2	1 - 0
Penalties - Yards	3 - 30	10 - 88
Time of Possession	33:59	26:01

Wofford Individuals

Rushing

McNair 14-83, Melvin Jones 23-76, McCoy 13-73, Haughey 4-27, Gaillard 3-16, Mike Jones 1-16, Mungin 1-10, Foster 2-8, Wilson 1-8, Fogle 1-3, Rodgers 3-3, Zolman 1-0, Sullivan 1-(1)

Passing

Wilson 5-2-0, 26 yards; Haughey 2-0-0; Rodgers 1-1-0, 16 yards

Receiving

Nash 1-18, Melvin Jones 1-16, Gilmore 1-8

A Look Back

The following are the final statistics from Wofford's 24-17 loss at Georgia Southern last year:

	<u>Wofford</u>	<u>GSU</u>
First Downs	17	20
Rushes - Yards	52 - 190	63 - 281
Passing Yards	86	70
Total Offense	276	351
Passes	13 - 9 - 0	5 - 3 - 2
Punts - Avg.	4 - 33.8	4 - 28.0
Fumbles - Lost	4 - 1	4 - 1
Penalties - Yards	7 - 56	7 - 59
Time of Possession	28:24	31:36

Wofford Individuals

Rushing

McCoy 13-75, Jones 8-44, Price 5-26, Hudson 8-23, Wilson 18-22

Passing

Wilson 13-9-0, 86 yards

Receiving

Scott 4-38, Price 3-33, McCoy 1-8, Foster 1-7

Average Size of Starting Lineups

	<u>Wofford</u>	<u>GSU</u>
Offensive Line*	6-2, 266	6-1, 276
Offensive Backs	5-11, 199	5-9, 186
Wide Receivers	6-0, 175	6-1, 198
Defensive Front	6-0, 262	6-2, 248
Linebackers	6-2, 221	6-0, 219
Secondary	5-10, 184	5-11, 185

*Includes tight end

Basic Formations

Wofford Offense: Wingbone

Wofford Defense: Multiple 50

Georgia Southern Offense: Spread

Georgia Southern Defense: Multiple 4-3

Class Breakdown

Wofford Offense -

7 seniors, 4 juniors, 0 sophomores, 0 freshmen

Georgia Southern Defense -

4 seniors, 4 juniors, 1 sophomore, 2 freshmen

Wofford Defense -

3 seniors, 5 juniors, 1 sophomore, 2 freshmen

Georgia Southern Offense

4 seniors, 5 juniors, 1 sophomore, 1 freshman

The Head Coaches

Mike Ayers

Alma Mater: Georgetown (Ky.) '74

14th season at Wofford, 17th as a head coach

Record at Wofford: 81-71-1. Overall Record: 92-92-2.

Paul Johnson

Alma Mater: Western Carolina '79

5th season at Georgia Southern, 5th as a head coach

Record at Georgia Southern: 59-9. Overall Record: 59-9.

Charting Wofford's Opponents

<u>Opponent</u> (this week, last week)	<u>Record</u>
Clemson (Open, 15-20 at South Carolina)	5-5
Charleston Southern (Open, 49-0 vs. West Virginia State)	5-6
Chattanooga (vs. Kentucky State, 10-42 vs. Furman)	2-8
VMI (vs. ETSU, 28-46 vs. Samford)	1-9
Western Carolina (Open, 28-25 vs. The Citadel)	7-4
Appalachian State (Open, 64-14 vs. West Virginia Tech)	8-3
The Citadel (Open, 25-28 at Western Carolina)	3-7
South Carolina (Open, 20-15 vs. Clemson)	8-3
Furman (vs. Presbyterian, 42-10 at Chattanooga)	8-2
ETSU (at VMI, 3-24 at Wofford)	5-5
Georgia Southern (at Wofford, Open)	9-1
Aggregate Record	61-53

The Head Coach

Mike Ayers, the 2000 SoCon Coach of the Year, became Wofford football's all-time winningest coach in the 35-10 win over Charleston Southern (Sept. 22).

Ayers, now with 81 victories, broke the previous mark of 77 wins held by **Conley Snidow** (1953-66).

A native of Cincinnati, Ohio, Ayers was named the SoCon Coach of the Year from the league coaches and media last season after guiding the Terriers to a 7-4 record and Top 25 national ranking.

Ayers is also a two-time Kodak Region Coach of the Year after leading the Terriers to NCAA playoff appearances in 1990 and 1991.

Hello Neighbor

The 2001 campaign marks the 22nd consecutive year that Wofford Head Coach **Mike Ayers** and his offensive coordinator and neighbor **Wade Lang** are together in football.

Ayers and Lang not only have their offices side-by-side, they also live across the street from each other.

In 1980, when Ayers came to Wofford as an assistant coach, Lang was in his sophomore year. When Ayers left for the defensive coordinator position at East Tennessee State in 1983, Lang joined him in Johnson City as a graduate assistant before being elevated to a full-time position in 1985.

They both returned to Wofford in 1988 when Ayers was named the Terriers' head coach. He brought Lang with him as the quarterback coach. Lang then took over the offensive coordinator duties in 1990.

A Presidential Flavor to the Wofford Staff

Retired Wofford College President **Dr. Joe Lesesne** joined the Terrier football staff this fall as a volunteer assistant coach working with the tight ends.

Lesesne retired last year after a distinguished 28-year tenure as just the ninth president in the 147-year history of Wofford.

Lesesne is no stranger to football. Upon arriving at Wofford in 1964 as a history professor, he served four years (1965-68) as an assistant football coach for the Terriers under Head Coach **Conley Snidow** and later **Jim Brakefield**. Lesesne also coached one season at Abbeville (S.C.) High School.

Lesesne has also returned to the classroom this fall, teaching a course in South Carolina history.

Another former assistant coach of note is current Mayor of Spartanburg **James Talley**, who served as the Terrier wide receiver coach from 1981-93. His final season at Wofford coincided with his first year as mayor.

Strength of Schedule

•The Sept. 21 announcement of Wofford's revised football schedule meant that the nation's most-difficult slate in Division I-AA got tougher.

After helping Youngstown State find a replacement game for a scheduled Nov. 17 contest, the Terriers added South Carolina.

This year's schedule has the Terriers taking on SoCon and national powers Georgia Southern, Furman, and Appalachian State in addition to non-conference matchups at Clemson and South Carolina. Wofford competes in the Southern Conference, one of the country's strongest I-AA football leagues.

•Wofford faced four I-AA playoff teams (Lehigh, Georgia Southern, Appalachian State, and Furman) as well as Division I-A Louisiana-Monroe last year.

•The Terriers were one of just three I-AA teams to face two I-A opponents during the 1999 campaign.

•In 1998, Wofford faced the nation's eighth-most difficult schedule as the 11 opponents combined for a .563 winning percentage.

Did You Know?

•An anonymous donor recently committed \$100,000 toward the creation of an endowed scholarship in honor of Wofford Head Coach **Mike Ayers**.

•Ayers is a black belt in karate and an accomplished sketch artist.

2001 Southern Conference Standings

Team	CONFERENCE			OVERALL		
	W	L	Pct.	W	L	Pct.
Furman	7	1	.875	8	2	.800
Georgia Southern	6	1	.857	9	1	.900
Appalachian State	6	2	.750	8	3	.727
Western Carolina	5	3	.625	7	4	.636
Wofford	3	4	.429	4	6	.400
East Tennessee State	3	4	.429	5	5	.500
The Citadel	2	6	.250	3	7	.300
VMI	1	6	.143	1	9	.100
Chattanooga	1	7	.125	2	8	.200

This Week:

*East Tennessee State at VMI, 12 noon (Thurs.)

*Georgia Southern at Wofford, 1 p.m.

Kentucky State at Chattanooga, 1:30 p.m.

Presbyterian at Furman, 2 p.m.

**Southern Conference game*

Last Week:

*Wofford 24, East Tennessee State 3

*Furman 42, Chattanooga 10

*Western Carolina 28, The Citadel 25

Appalachian State 64, West Virginia Tech 14

Samford 46, VMI 28

Wofford has topped the Southern Conference in its graduation rate for football players all four years since joining the league in 1997.

Terrier Football Ranks in the Top 10

In the 2000 NCAA Graduation Rate Report, Wofford ranks in a tie for seventh among Division I members in its graduation rate for football players.

<i>Rank/School</i>	<i>Student-Athletes Graduation Rate</i>
1. Duke	91 percent
2. Northwestern	88 percent
3. Richmond	86 percent
New Hampshire	86 percent
5. Stanford	83 percent
Lehigh	83 percent
7. Wofford	82 percent
Notre Dame	82 percent
William & Mary	82 percent
10. Holy Cross	80 percent

Wofford Among National Leaders

Wofford places in a tie for 10th in the nation among Division I members in its graduation rate for student-athletes.

The information listed below was taken from the 2000 NCAA Graduation Rate Report:

<i>Rank/School</i>	<i>Student-Athletes Graduation Rate</i>
1. Northwestern	92 percent
2. Duke	91 percent
Georgetown	91 percent
4. Lehigh	90 percent
Manhattan	90 percent
6. Bucknell	89 percent
Notre Dame	89 percent
Stanford	89 percent
9. Loyola (Md.)	86 percent
10. Wofford	85 percent
La Salle	85 percent
12. Dayton	84 percent
New Hampshire	84 percent
Providence	84 percent
15. Boston College	83 percent
Richmond	83 percent
Siena	83 percent
William & Mary	83 percent
19. Xavier	83 percent
20. Colgate	82 percent
Holy Cross	82 percent

1212 vs. 1100

Wofford College boasts a higher SAT average (1212) than enrollment (1100).

Wofford and the NFL

Wofford College is the summer training camp site for the Carolina Panthers of the National Football League.

Rising Through the Ranks

Wofford College is in its seventh season on the Division I-AA level.

The Terriers also competed for seven years in Division II (1988-94). Prior to 1988, Wofford was an NAIA member.

About Wofford

•Located in Spartanburg, S.C., Wofford is one of only five independent colleges and universities to have a Phi Beta Kappa chapter in the Carolinas (Davidson, Duke, Furman, and Wake Forest are the others).

•Wofford is one of just three Division I colleges or universities to have the nickname Terriers. The others are Boston University and St. Francis (N.Y.).

•Founded in 1854, Wofford has an enrollment of 1,100, making it the smallest school in NCAA Division I-A or I-AA football.

•With 1,100 students, Wofford is the second smallest school in Division I. Only Centenary (La.) is smaller with 850 students. However, the Gentlemen do not field a football team.

•Famous Wofford graduates include Carolina Panther owner and founder **Jerry Richardson** and Air Force Head Football Coach **Fisher DeBerry**.

•Wofford ranks No. 1 among national liberal arts colleges in "operating efficiency," providing a quality education while spending relatively less.

In the 2000 NCAA Division I Graduation Rate Report, Wofford is the only school in the nation to rank in the Top 10 in all four categories: overall student-athlete graduation rate as well as those for the football, men's basketball, and women's basketball teams.

"There are no junk courses at Wofford that we could see, and we would certainly match its course of study with that of any school in the Ivy League."

National Review's Guide to the
Best Liberal Arts Colleges
"America's Top 50 Liberal Arts Schools"

The Difference Maker

•Wofford's offensive success starts with quarterback **Travis Wilson**, a preseason All-SoCon selection by the league coaches.

•A senior from Newberry, S.C., Wilson is playing with a non-displaced crack in his left tibia. He became Wofford's career passing leader in a Nov. 3 game at South Carolina. Wilson is comfortably in second place on the Terriers' all-time total offense chart, trailing only **Shawn Graves** (7,067, 1989-92).

•Wilson had a streak of 35 consecutive starts snapped at South Carolina. He entered the game on the Terriers' third series.

Career Passing Yards

1. **3,960** - **Travis Wilson, 1998-**
2. 3,838 - Carter Davis, 1971-74
3. 3,376 - Chuck Fraser, 1984-87
4. 3,085 - Harold Chandler, 1967-70
5. 2,517 - Warren Whittaker, 1963-66

Single-Season Passing

1. 1,610 - Harold Chandler, 1970
2. 1,398 - Carter Davis, 1973
3. **1,221** - **Travis Wilson, 1999**
4. 1,215 - Chuck Fraser, 1986
5. **1,203** - **Travis Wilson, 2000**

Career Total Offense

1. 7,067 - Shawn Graves, 1989-92
2. **6,423** - **Travis Wilson, 1998-**
3. 3,719 - Warren Whittaker, 1963-66
4. 3,703 - Ricky Satterfield, 1972-75
5. 3,665 - Ted Phelps, 1965-68

Single-Season Total Offense

1. **2,157** - **Travis Wilson, 1999**
2. **1,982** - **Travis Wilson, 2000**
3. 1,916 - Carter Davis, 1973
4. 1,864 - Shawn Graves, 1991
5. 1,852 - Harold Chandler, 1970

•Wilson is Wofford's fourth-leading rusher with 394 yards and has 2,463 in his career. He needs 24 yards to move past **Bobby Jordan** (2,486, 1968-71) into fifth place on the Terriers' career rushing list.

Wilson would become the only player in Wofford history to finish in the top five in rushing, passing, and total offense.

•He had a season-best 86 yards rushing on 16 carries at Clemson.

•Wilson has thrown just three interceptions in his last 125 attempts dating back to last season. Going back to the 1999 campaign, Wilson has thrown just nine picks over the last 33 games and 119 quarters.

•He ranks second all-time at Wofford in completion percentage (55.1), trailing only **Harold Chandler** (56.1, 1967-70).

•Wilson set a Wofford single-season mark in 1999 with a 64.5 completion percentage, just shy of the SoCon's single-season record of 64.7 (**Braniff Bonaventure**, Furman, 1996).

The Real McCoy

•Halfback **Jesse McCoy** is a big-play weapon in Wofford's offense.

The 1999 SoCon Freshman of the Year averages 8.9 yards each time he touches the ball from the line of scrimmage in his career.

•McCoy gave the Terriers a 7-0 lead at Clemson when he scored on a 26-yard touchdown run on a 4th-and-1 play on Wofford's opening drive.

•He topped Wofford with 75 yards on 13 carries in last year's Georgia Southern game.

•McCoy became the first player in Wofford history to go over 100 yards rushing and 100 yards receiving in the same game when he ran for 114 yards on nine carries and had three receptions for 115 yards and two touchdowns in last year's 40-31 win over Western Carolina.

•McCoy's 7.017 career per carry average is just short of the Wofford record of 7.025 held by former quarterback great **Shawn Graves** (1989-92).

•McCoy is the Terriers' second-leading receiver this season with 16 catches for 218 yards (13.6 avg.).

•A native of Acworth, Ga., McCoy has 4.36 speed and has added 30 pounds since first arriving at Wofford.

The Best of McCoy

The top four rushing performances of **Jesse McCoy's** collegiate career have seen him average at least 12.4 yards per carry in those contests.

The games listed below also represent his four career 100-yard games:

Opponent	Att.	Yds.	Avg.	TD
WCU* (10/16/99)	11	136	12.4	2
UTC (10/2/99)	9	134	14.9	0
VMI (10/7/00)	9	133	14.8	3
WCU^ (10/14/00)	9	114	12.7	0

*McCoy also had a 59-yard TD reception
^McCoy added three receptions for 115 yards and two touchdowns.

Familiar Faces

Wofford's starting halfbacks are definitely familiar with each other.


Jesse McCoy and **Ben Foster** were teammates at Harrison High School (Kennesaw, Ga.) along with Terrier punter **Jimmy Miner**.

Key Conversions

Wofford was 10-of-15 (66.7 percent) on third-down conversions in last week's 24-3 win over East Tennessee State.

Just Call Him Joe College...

The following is an inside look at Terrier starting halfback **Ben Foster**:



Ben Foster

•Wofford's Student Body President

•The Division I-AA representative and one of just two student-athletes in the nation to be named to the NCAA Division I Football Issues Committee

•The Southern Conference representative on the NCAA Student-Athlete Advisory Council

•Dean's List student majoring in biology

•Team Captain

•Selected to the 2001 and 2000 Verizon Academic All-District team

•Has topped all Terrier halfbacks in knockdown blocks the last two seasons

Away from the Gridiron

•Big Brothers and Sisters Foundation

-Serve as a role model and work as a peer tutor and contact person for guidance counselors at junior high schools in the event a student would need additional assistance

•Summer Youth Institute

-Program Director and Coordinator in teaching non-violent ways to youth ages 12-to-15

•Habitat for Humanity

-Recruited 20 fellow students to assist in the construction of a home for low-income residents of Spartanburg

•Stop The Violence Collaboration

-20-to-25 hours a week is spent each summer working with community development and local youth/problem teens

WOFFORD VS. GEORGIA SOUTHERN

Terrier on a Run

•Wofford fullback **Melvin Jones** (West Columbia, S.C.; Airport High School) recently had a string of three straight career-high rushing performances in which he averaged 144.7 yards per game:

<u>Date</u>	<u>Opponent</u>	<u>Att.</u>	<u>Yds.</u>	<u>Avg.</u>	<u>TD</u>
Oct. 6	VMI	15	121	8.1	1
Oct. 13	Western Carolina	21	145	6.9	3
Oct. 20	Appalachian State	27	168	6.2	2
Totals		63	434	6.9	6

•The 168 yards by Jones against Appalachian State is even more impressive when considering how the Mountaineers contained the last two winners of the Walter Payton Award (the Division I-AA equivalent of the Heisman Trophy). Listed below are comparative numbers this season against the Mountaineer defense:

<u>Name</u>	<u>Att.</u>	<u>Yds.</u>	<u>Avg.</u>	<u>TD</u>
Melvin Jones, Wofford	27	168	6.2	2
Adrian Peterson*, Ga. Southern	19	71	3.7	0
Louis Ivory^, Furman	18	40	2.2	1

*1999 Payton Award winner

^2000 Payton Award winner

•With 869 yards rushing this season, Jones needs 131 on Saturday to become Wofford's first 1,000-yard rusher since quarterback **Lamond Smith** ran for 1,267 in 1994. Wofford hasn't had a non-quarterback run for 1,000 yards since **Lenny Best** (1,120 yards, 1979).

•Jones already has the highest rushing total by a non-quarterback since Best gained 897 yards in 1980.

•The three consecutive 100-yard games by Jones were the most since Smith had five straight 100-yard efforts to close the 1994 season.

•The 168 yards by Jones against Appalachian State were the most by a Terrier fullback in the 14-year tenure of Head Coach **Mike Ayers**, bettering the previous mark of 155 (**Miles Lane**, vs. Samford, 1996).

•Jones' 168 yards versus Appalachian State represented the top game by a Terrier since **Shaun Fogle** had 193 yards last year at East Tennessee State. The three touchdowns by Jones at Western Carolina were the most in a game since Fogle at ETSU.

The Two-Headed Monster

Fullbacks **Melvin Jones** and **J.R. McNair** are Wofford's top two rushers with 869 and 525 yards, respectively. They combine to give Wofford 139.4 yards per game rushing from the fullback position and 18 of the Terriers' 33 touchdowns on the year.

Listed below are their combined rushing totals from each game:

<u>Opponent</u>	<u>Att.</u>	<u>Yds.</u>	<u>Avg.</u>	<u>TD</u>
Clemson	24	120	5.0	0
Charleston So.	27	170	6.3	2
Chattanooga	29	78	2.7	2
VMI	24	142	5.9	2
Western Carolina	31	207	6.7	4
Appalachian State	32	175	5.5	2
The Citadel	29	149	5.1	1
South Carolina	29	91	3.1	2
Furman	31	103	3.3	1
ETSU	37	159	4.3	2
Totals	293	1,394	4.8	18

Record Crowds

This season has seen the Terriers play in front of the two largest crowds to ever watch a Wofford athletic event.

A crowd of 78,000 was at Clemson for the season opener with 77,922 in the seats on Nov. 3 at South Carolina.

Defensive Stands

Wofford has allowed a total of just 27 points in its four wins (6.8 per game), including a total of just three points in the last two victories (13-0 versus The Citadel, 24-3 against East Tennessee State).

On the other hand, the Terriers have surrendered at least 29 points in each loss.

Magic Numbers

•Wofford has a 47-2-1 record in the 50 games under Head Coach **Mike Ayers** that the Terriers have allowed 16 or fewer points.

•Wofford has won 26 consecutive games when holding a halftime lead.

The Terriers' last loss when leading at the break was a 20-16 defeat to Elon in 1995. Wofford held a 9-3 halftime edge that night.

South Carolina's Team

This year's schedule has Wofford playing only two games (Chattanooga and Western Carolina) outside the state of South Carolina.

Nine of Wofford's 11 contests are inside the Palmetto State's border. The Terriers just completed a stretch of three consecutive in-state road games (The Citadel, South Carolina, Furman).

Honorary I-A Members

South Carolina represented Wofford's sixth game in the last four years against a Division I-A opponent.

The Terriers' first game in that stretch was a tough 29-27 loss at Marshall in the 1998 season finale. It came in the same year that USC dropped a 24-21 decision to the Herd in the season opener in Columbia. Wofford saw its bid for an upset at Marshall fall short when a 29-yard field goal was blocked with just over three minutes to play.

Listed below are Wofford's Division I-A games since the reclassification in 1982:

<u>Year</u>	<u>Opponent</u>	<u>Score</u>
1998	Marshall	27-29
1999	Middle Tennessee	42-52
1999	La.-Lafayette	34-37 (OT)
2000	La.-Monroe	24-6
2001	Clemson	14-38
2001	South Carolina	14-38

Football Anyone?

Nearly one out of every six males on the Wofford campus play on the football team.

The Wofford student body of 1,100 is divided equally between 550 males and 550 females. This year's Terrier football roster has 92 players.

With roughly 300 student-athletes on campus, more than 25 percent of Wofford's student body is on an athletic team.

Wofford POTW

The following are Wofford's Players of the Week from each game:

<u>Opponent</u>	<u>Offense</u>	<u>Defense</u>
Clemson	J.R. McNair	Matt Nelson
Charleston Southern	Melvin Jones	Robert Mathis
Chattanooga	Curtis Nash	Hondre McNeil
VMI	Travis Wilson	Roland Harris
Western Carolina	Melvin Jones	Nathan Fuqua
Appalachian State	Chad Bentley	Matt Nelson
The Citadel	J.R. McNair	Chase Corn
South Carolina	Matt Flynn	Chris Edwards
Furman	Jesse Blackburn	Chris Edwards
ETSU	Eric Nash	Lee Basinger

Five Terriers Receive Preseason All-SoCon Honors

Five Wofford College football players received preseason All-Southern Conference honors from the league coaches.

Placekicker **Darren Brown** and nose tackle **Nathan Fuqua** were named to the first team while outside linebacker **Al Clark**, offensive tackle **J.C. Neel**, and quarterback **Travis Wilson** were second-team selections.

More Fuqua

Nose tackle **Nathan Fuqua** (Danville, Ky.), an All-SoCon selection each of his first two years at Wofford, has tied **Brian Bodor** for the school record in career tackles for loss with 38.

Bodor was a consensus All-America selection last year in addition to being a first-team Verizon Academic All-American.

Defensive Pressure

Wofford had three sacks of Clemson quarterback **Woodrow Dantzler** in a five-play third-quarter sequence and a total of four sacks on the day against the Heisman Trophy candidate.

The Sack Men

•In back-to-back games this year, a Wofford player tied the school's single-game sack record.

•Outside linebacker **Hondre McNeil** had sacks on three consecutive plays at Chattanooga (Sept. 29). After his first sack resulted in a safety, McNeil then recorded sacks on the first two snaps of the Mocs' ensuing series.

•Inside linebacker **Robert Mathis** had three sacks en route to earning SoCon Defensive Player of the Week honors in the 35-10 win over Charleston Southern (Sept. 22).

Finding the End Zone

With a 41-yard interception return for a touchdown at Furman, senior cornerback **Chris Edwards** has now reached the end zone three straight years with a pick.

Edwards had a 40-yard return for a touchdown at Georgia Southern last year and a 70-yard score against VMI in 1999.

Defensive Improvements

The following shows Wofford's improvement defensively from last season:

Year	Rush. Yds.	Pass. Yds.	Tot. Offense
2000	149.3	242.5	391.8
2001	138.5	203.5	342.0

The Terriers are allowing 49.8 yards per game fewer than a year ago.

Seeing the Ball

Isaac Goodpaster, Wofford's leading receiver, is legally blind with 20/200 vision.

Goodpaster is seeing the ball well enough, though, to post a team-best 21 catches for 393 yards (18.7 avg.) and two touchdowns.

Goodpaster accounts for 38.8 percent of Wofford's receiving yards this season. He had a season-high five receptions at South Carolina.

A junior from Mt. Sterling, Ky., Goodpaster had just one reception for two yards entering the 2001 campaign.

Academic Dominance

For the second straight year, Wofford has led the way in placing members on the Verizon Academic All-District team, which combines Division I-A and I-AA members in a five-state region.

Wofford and Florida tied for the most selections with four. To be eligible, a player must have a 3.2 cumulative GPA.

The Terriers provided the backfield on the Verizon Academic All-District team as halfback **Ben Foster** and fullback **J.R. McNair** were chosen along with offensive guard **Eric Nash** and outside linebacker **Chase Corn**.

Nash is on the team for the third straight year while Corn and Foster are both two-time selections.

Last year, Wofford had six players on the team while no other school had more than three.

The Plus and Minus

Wofford has committed just three turnovers and is a +6 in the turnover department in its four wins. Two of those turnovers came in the fourth quarter of the ETSU game after the contest was clearly decided.

In six losses, the Terriers have 12 turnovers and are a -4 in the turnover ratio.

On The Offensive

Wofford is averaging 371.9 yards per game offensively, 29.9 yards more than its opposition (342.0). The Terriers are also averaging 25.0 points per game compared to 24.2 for their opponents.

Quote of the Year

Outside the visiting locker room at South Carolina, a security guard asked **Julie Ayers**, wife of **Mike Ayers**, if Coach Ayers was her father. The Ayers celebrated their 25th wedding anniversary this summer.

An Inspirational Story

•Preseason All-America placekicker **Darren Brown** was born without a left arm below the elbow.

The senior from Hendersonville, N.C., set a SoCon record for field-goal accuracy last year as he connected on 12-of-14 attempts (85.7 percent). The 12 field goals also tied a Wofford single-season mark.

•Brown is 6-of-9 on field goals this season and 30-of-31 on PATs.

•As a freshman, Brown executed a successful surprise onside kick in which he made the recovery against Chattanooga.

The SoCon's Big Foot

In addition to All-SoCon placekicker **Darren Brown**, the Terriers also have an All-League selection at punter in sophomore **Jimmy Miner**.

Miner tops the SoCon and ranks ninth nationally in Division I-AA with his average of 42.3 yards on 45 attempts. The two longest punts of his career came in the Oct. 27 game at The Citadel as he had boots of 67 and 68 yards on the way to a 47.9 average on seven kicks.

Former South Carolina Head Coach **Jim Carlen** was in attendance at The Citadel and commented that he had never seen a punter have a day like Miner enjoyed that afternoon in Charleston.

Miner also had a 43.5 mark on six attempts at Clemson.

Air Ayers

•Wofford is averaging 13.7 yards per pass completion this season.

•**Isaac Goodpaster** is averaging 18.7 yards with his team-high 21 receptions for 393 yards.

•Wofford threw the ball just 13.5 times per game last season, but averaged 16.6 yards with each completion.

Air Wilson

•The development of Wofford's passing game is traced through senior quarterback **Travis Wilson**.

In the year prior to his arrival (1997), which also represented the Terriers' first season of SoCon play, Wofford's top receiver on the year had five receptions (**Larry Windham**) while the leader in receiving yards totaled 64 (**Jeff Scott**).

•Wilson is Wofford's all-time leading passer (3,960 yards) and needs 40 yards to reach 4,000 in his career.

Recapping Clemson

•Wofford's 276 yards rushing against Clemson represented the second-highest total surrendered in the three-year tenure of Tiger Head Coach **Tommy Bowden**. It was surpassed only by the 286 yards posted by Virginia Tech in 1999.

•Buoyed by a 204-yard rushing performance, Wofford outgained Clemson by a 219-to-211 margin in the first half. The Terriers also held an 18:27-to-11:33 edge in time of possession.

•The Terriers built first-half leads of 7-0 and 14-7. Wofford still trailed just 24-14 with 10 seconds left in the third quarter.

•Wofford posted four sacks and an interception against Heisman Trophy candidate **Woodrow Dantzler**. The Terriers had three of their sacks in a five-play sequence of the third quarter. Dantzler was also held to 55 yards rushing on 13 carries.

•The Terriers forced a total of three Tiger turnovers.

•Wofford's performance produced the first boos in Death Valley during the Bowden era.

What The Tigers Were Saying...

"Wofford whipped us in the first half. We got our fannies kicked by them. Wofford simply took it to us. I'd rather play the Green Bay Packers."

Reggie Herring

Clemson Defensive Coordinator

"I tip my hat to the Wofford Terriers. They came out flying around and playing hard. We knew they would. That's a really good football team."

Will Merritt

Clemson Offensive Guard

"Wofford had great execution. They ran hard and they're very good."

Chad Carson

Clemson Linebacker

"Wofford was a good team. We knew we would have to come out ready to play to beat them. A lot of people thought that because they were a I-AA school that we would run all over them, but we knew better than that. We knew it would be a 60-minute game. Wofford is as good as half the teams in the ACC."

Woodrow Dantzler

Clemson Quarterback

"Travis Wilson is better than some of the ACC quarterbacks we've faced."

Nick Eason

Clemson Defensive Tackle

Going for It

The entire field is four-down territory for Wofford as the Terriers are 19-of-30 (63.3 percent) on fourth-down attempts. Among the fourth-down highlights this season:

•Wofford was successful on a 4th-and-2 at its own 25-yard line on the opening series at South Carolina. **Jesse McCoy** took a pitch for seven yards and a first down.

•In the first quarter of The Citadel game, **Melvin Jones** ran for six yards and a first down on a 4th-and-2 at the Terriers' own 32-yard line.

•Trailing 22-19 with 2:49 to play at Chattanooga, Wofford faced a 4th-and-4 at the Moc 21-yard line. The Terriers went for it and **Ben Foster** carried seven yards for a first down. Wofford eventually scored a go-ahead touchdown with 1:14 left.

Wofford was also successful on a 4th-and-1 at its own 29-yard line on the second series of the Chattanooga game. **Travis Wilson** ran 10 yards for a first down.

•At Clemson, the Terriers had a 4th-and-1 at the Tiger 26-yard line on their opening series. **Jesse McCoy** carried around right end for a touchdown and an early 7-0 Wofford lead.

The Terriers were 15-of-27 (55.6 percent) on fourth-down attempts last season and 24-of-39 (61.5 percent) in 1999.

Top Terriers

Listed below are Wofford's top rushing performances this season:

<u>Name</u>	<u>Opponent</u>	<u>Yards</u>
Melvin Jones	Appalachian State	168
Melvin Jones	Western Carolina	145
Melvin Jones	VMI	121
J.R. McNair	The Citadel	98
Melvin Jones	Charleston So.	88
Travis Wilson	Clemson	86
J.R. McNair	ETSU	83
J.R. McNair	Charleston So.	82
Melvin Jones	ETSU	76
Jesse McCoy	Charleston So.	75

Breaking Down the Wingbone

Wofford has rushed the ball on 81.1 percent (587-of-724) of its plays this season. The fullback position has carried the ball on 49.9 percent (293-of-587) of the running plays and 40.5 percent of all plays (293-of-724).

Spreading the Wealth

Wofford rushes for 270.6 yards per game with four players averaging at least 39.4 yards:

<u>Name</u>	<u>Att.</u>	<u>Yds.</u>	<u>Avg.</u>	<u>T.D.</u>
Melvin Jones, FB	182	869	4.8	9
J.R. McNair, FB	111	525	4.7	9
Jesse McCoy, HB	87	454	5.2	3
Travis Wilson, QB	104	394	3.8	2

As a team, the Terriers average 4.6 yards per rushing attempt.

So Close

With three-point losses to Chattanooga (29-26) and Western Carolina (31-28), Wofford is just eight points away from being 6-4 overall and 5-2 in the SoCon.

Among the League Leaders

The following are key SoCon rankings for Wofford and its players:

<u>Name/Category</u>	<u>Average/Total</u>	<u>Ranking</u>
Jimmy Miner	42.3 punting avg.	1st!
Melvin Jones	86.9 rushing ypg	5th*
Melvin Jones	9 TDs	T5th
J.R. McNair	9 TDs	T5th
Travis Wilson	125.9 QB rating	3rd
Travis Wilson	131.5 tot. off. pg	7th
Travis Wilson	92.1 passing ypg	6th
Jesse McCoy	96.4 all-purp. ypg	6th
Jesse McCoy	22.5 kick. ret. avg.	6th
Rushing Offense	270.6 ypg	2nd^
Total Offense	371.9 ypg	5th
Scoring Offense	25.0 points pg	5th
Rushing Defense	138.5 ypg	4th
4th-Down Conv.	63.3% (19-of-30)	3rd
Opp. 4th-Down	41.2% (7-of-17)	2nd
Time of Poss.	32:22	3rd
Fewest Pen. Yards	41.2 ypg	2nd

!Ranks 9th in Division I-AA

*46th in Division I-AA

^6th in Division I-AA

Versus the Gamecock Defense

- Wofford did not have a negative play from scrimmage against South Carolina.
- The Terriers' 17-play, 80-yard scoring drive was the longest in terms of number of plays against USC this season. It also came against the Gamecocks' first-team defense.

Prior to a turnover at the USC one-yard line, Wofford drove 74 yards in 10 plays on its previous series versus the first-team defense of the Gamecocks.

- Wofford's 14 points against South Carolina were more than Georgia, Arkansas, Kentucky, and Boise State scored against the Gamecock defensive unit. It also equaled the point total of Mississippi State and Vanderbilt and was just three points shy of Tennessee's output against USC.

Spartanburg's Team

- The eight Spartanburg natives on this year's roster represent the highest total at Wofford in the 14-year tenure of Head Coach Mike Ayers.

The local Terriers with their high school in parentheses are: **Al Clark** (Dorman), **Chase Corn** (Dorman), **Matt Flynn** (Dorman), **Trevor Hray** (Spartanburg), **Curtis Nash** (Dorman), **Steve Prochak** (Spartanburg), **Trey Rodgers** (Dorman), and **Shiel Wood** (Spartanburg).

- Nash quarterbacked Dorman to the state championship game in 1999 while Rodgers, his successor, led the Cavaliers to the state title last year.

Coaching Stability

Head Coach **Mike Ayers** is in his 14th season at Wofford. His assistant coaches have also been a model of stability:

Off. Coordinator **Wade Lang*** (14th year)
Off. Line Coach **Drew Watson** (12th year)
Kicking Coach **Lee Hanning** (12th year)
Def. Coordinator **Nate Woody*** (11th year)
Def. Line Coach **Jack Teachey** (8th year)
Wide Receiver Coach **Bruce Lackey** (7th year)
Outside LB Coach **Thomas Neel** (4th year)
RB Coach **Freddie Brown*** (3rd year)
Secondary Coach **Terry Lantz** (2nd year)
Tight End Coach **Joe Lesesne^** (1st year)

*Wofford graduate and four-year letterman

^Served as Wofford's president for 28 years (1972-2000)

That's My Boy

Freshman wide receiver and kick returner **Shiel Wood** is the son of Wofford Athletic Director **David Wood**.

The younger Wood has two receptions for 23 yards while returning five kickoffs for a 20.0 average.

Wood (the father) was a football standout at Elon and a former assistant coach at Catawba.

Team Captains

Cornerback **Chris Edwards**, halfback **Ben Foster**, nose tackle **Nathan Fuqua**, offensive tackle **J.C. Neel**, and quarterback **Travis Wilson** are the Terriers' team captains this season.

Fuqua is the lone junior among the group while Wilson is in his second year as a captain.

Last year, Wilson was the first junior to be a captain since former quarterback **Shawn Graves** held the honor in 1991.

Good Genes

Outside linebackers **Al Clark** and **Chase Corn** are third generation Wofford football players and teammates.

Clark's and Corn's grandfathers were teammates on Wofford's 1949 football team that posted an 11-0 regular season before being upset 19-6 by Florida State in the Cigar Bowl.

Clark's and Corn's fathers were also teammates at Wofford from 1972-76. Corn also had an uncle who played for the Terriers.

The Marshall Plan

Prior to becoming the dominant program in Division I-AA, Marshall had to wait five years to win its first Southern Conference game after beginning league play in 1977.

With 18 victories in its opening five years of SoCon membership, Wofford is well ahead of schedule on "The Marshall Plan."

Quick Progress

Since beginning SoCon play in 1997, which was just its third season in Division I-AA, Wofford is tied for the fifth-highest win total in league play: Georgia Southern (35), Appalachian State (31), Furman (28), East Tennessee State (19), Wofford (18), Western Carolina (18), Chattanooga (15), The Citadel (12), and VMI (2).

Uniform Watch

The following is Wofford's record with each uniform combination this season:

Black Jersey with Gold Pants:	3-0
Black Jersey with Black Pants:	1-1
White Jersey with Gold Pants:	0-2
White Jersey with Black Pants:	0-3

Gibbs Stadium

Wofford's football stadium is the second youngest facility in the Southern Conference.

With a capacity of 13,000, Gibbs Stadium opened in October 1996. Only Chattanooga's Finley Stadium (1997) is newer.

The Terriers have a 16-9 home record since moving into Gibbs Stadium.

Steady Improvements

Listed below is Wofford's year-by-year record since beginning SoCon play in 1997:

Year	Record	Place
1997	3-7, 2-6	8th
1998	4-7, 3-5	7th
1999	6-5, 5-3	4th
2000	7-4, 5-3	4th

The Last Time...

- The Terriers have not had a kickoff return for a touchdown since **Craig Best** took one back 93 yards in a 1982 game versus Elon.

- Wofford's last punt return for a touchdown came in 1997 when **Tony Young** went 84 yards against Charleston Southern.

Looking Back at the Shutout

The following are notables from Wofford's 13-0 shutout of The Citadel (Oct. 27):

- Wofford has defeated The Citadel in three consecutive seasons for the first time since a streak of four consecutive wins from 1955-58.

- The Terriers shut out The Citadel for the first time since a 34-0 victory in Orangeburg in 1957.

- Wofford posted its first shutout of a SoCon team since beginning league play in 1997. It was the Terriers' first blanking since a 20-0 win over Charleston Southern in 1998.

- Wofford posted its first road shutout since a 45-0 win at Kentucky State in 1989.

- The Terriers posted their lowest point total in a victory since a 13-9 win at Lenoir-Rhyne in 1991.

- Wofford actually had its lowest point total in 20 games, dating back to a 1999 contest at Furman when it scored three points.

The 400-Win Club

Last week's 24-3 win over East Tennessee State represented the 400th win in Wofford's football history.

College football in the state of South Carolina traces back to Wofford. The Terriers played in the first-ever collegiate football game in the state when they posted a 5-1 win over Furman in 1889.

New Looks

Wofford is debuting a new black home jersey this season.

W O F F O R D V S . G E O R G I A S O U T H E R N

A Statistical Comparison

The following are how this year's team statistics compare:

	<u>Ga. Southern</u>	<u>Wofford</u>
Points per game - allowed	36.2 - 12.2	25.0 - 24.2
Rushing yards per game - allowed	323.2 - 129.4	270.6 - 138.5
Passing yards per game - allowed	80.3 - 125.8	101.3 - 203.5
Total net yards per game - allowed	403.5 - 255.2	371.9 - 342.0
Punts - average	39 - 39.2	45 - 42.3
Penalties - yards	64 - 598	51 - 412
Turnover Margin (takeaways/giveaways)	+6 (23/17)	+2 (17/15)
Fumbles - Lost	31 - 14	21 - 11
Third-Down Conversions - allowed	36.6% - 22.6%	40.7% - 39.5%
Time of Possession - allowed	28:29 - 31:31	32:22 - 27:38

Late Games

The Nov. 24 date for Saturday's Georgia Southern game represents the latest Wofford has played in a season since the 1970 NIAA Championship Bowl (Dec. 12).

Did You Know?

Incoming SoCon Commissioner **Danny Morrison** hired **Mike Ayers** as Wofford's head football coach in 1988.

He's Old School

•It's not uncommon for Wofford Head Coach **Mike Ayers** to drive the team's equipment truck when it travels.

•Ayers doubles as the position coach, with **Joe Lesesne**, for the Wofford tight ends.

The Man in the Middle

Standing just 5-foot-11 and 240 pounds, Wofford starting center **Bailey King** carries the team's highest grade-point average (3.8).

Wofford Starting Lineup

[illegible]

WOFFORD COLLEGE TWO-DEEP

(updated Nov. 18, 2001)

OFFENSE

LEFT TACKLE

72 J.C. Neel (6-5, 285, Sr.)
63 Jesse Blackburn (6-3, 265, Jr.)

LEFT GUARD

67 Chad Bentley (6-1, 288, Jr.)
65 Bobby Gibbs (6-3, 270, Fr.)

CENTER

69 Bailey King (5-11, 240, Sr.)
70 Prosser Carnegie (6-1, 270, Jr.)

RIGHT GUARD

55 Eric Nash (6-3, 280, Sr.)
77 Eric Deutsch (6-3, 300, So.)

RIGHT TACKLE

61 Steward Williams (6-1, 270, Sr.)
71 Stacey Clark (6-4, 300, Sr.)

TIGHT END

83 Matt Flynn (6-2, 230, Sr.)
88 Adam Regenthal (6-3, 238, Fr.)

WIDE RECEIVER

20 Isaac Goodpaster (6-0, 175, Jr.)
17 Curtis Nash (6-1, 180, So.)

QUARTERBACK

16 Travis Wilson (6-3, 205, Sr.)
14 Nick Haughey (5-11, 190, Jr.)

HALFBACK

29 Jesse McCoy (5-10, 195, Jr.)
7 Shaun Fogle (5-11, 187, So.)

RUNNING BACK

41 Melvin Jones (5-11, 212, Jr.)
4 J.R. McNair (5-10, 195, So.)

HALFBACK

34 Ben Foster (5-8, 185, Sr.)
42 D.J. Gaillard (5-10, 195, Jr.)

DEFENSE

TACKLE

75 Lee Basinger (6-1, 250, Fr.)
96 Ben Whitney (6-3, 255, Fr.)

NOSE TACKLE

90 Nathan Fuqua (6-1, 280, Jr.)
94 Robert Trapp (6-2, 280, Sr.)

TACKLE

97 Anthony Jones (5-10, 255, Jr.)
95 John Pressley (6-3, 240, So.)

OUTSIDE LINEBACKER

2 Hondre McNeil (6-2, 208, Sr.)
37 Chase Corn (5-11, 202, Jr.)

INSIDE LINEBACKER

49 Robert Mathis (6-2, 235, Jr.)
5 Derrick Ledford (6-2, 225, Sr.)

INSIDE LINEBACKER

54 Jimmy Freland (5-11, 215, Fr.)
44 Timmy Thrift (6-0, 208, Fr.)

OUTSIDE LINEBACKER

35 Al Clark (6-3, 225, Sr.)
10 Teddie Whitaker (6-2, 230, So.)

LEFT CORNERBACK

6 Chris Edwards (5-9, 182, Sr.)
8 Craig Thomas (5-10, 185, So.)

STRONG SAFETY

30 Matt Nelson (6-1, 195, So.)
19 Ryan Steele (6-1, 195, So.)

FREE SAFETY

24 Brandon Ladd (5-10, 185, Jr.)
11 Josh Brizendine (6-3, 190, Sr.)

RIGHT CORNERBACK

48 Roland Harris (5-9, 172, Jr.)
25 Fred Washington (5-10, 190, Sr.)

SPECIAL TEAMS

PUNTER

32 Jimmy Miner (6-3, 195, So.)
31 Brandon Smith (5-11, 198, Fr.)

PLACEKICKER

23 Darren Brown (6-0, 170, Sr.)

PUNT RETURNS

6 Chris Edwards (5-9, 182, Sr.)

KICKOFF RETURNS

29 Jesse McCoy (5-10, 195, Jr.)
84 Shiel Wood (5-10, 180, Fr.)

HOLDER

9 Brandon Batson (6-0, 195, Jr.)
84 Shiel Wood (5-10, 180, Fr.)

LONG SNAPPER

82 Jonathan Starks (6-2, 215, So.)

KICKOFFS

23 Darren Brown (6-0, 170, Sr.)

WOFFORD VS. GEORGIA SOUTHERN

Game 1

Clemson 38, Wofford 14
Sept. 8, 2001; Clemson, S.C.

Wofford held a pair of first-half leads before seeing Clemson rebound for a 38-14 victory in front of a crowd of 78,000 in Death Valley (Sept. 8).

The Terriers drove 65 yards in six plays on their opening series, capped by a 26-yard touchdown run by **Jesse McCoy** on a 4th-and-1 play, to take a 7-0 lead.

After Clemson evened the game, a **Teddie Whitaker** fumble recovery set up a **Travis Wilson's** 15-yard touchdown pass to **Isaac Goodpaster** to give Wofford a 14-7 lead at the close of the first quarter.

The Tigers took a 24-14 halftime lead and it remained just a 10-point game until Clemson scored again with 10 seconds remaining in the third quarter.

Wofford's 276 yards rushing represented the second-highest total allowed in the three-year Clemson tenure of Head Coach **Tommy Bowden**. The Terriers rushed for 204 yards in the first half and outgained the Tigers by a 219-to-211 margin in total offense at the intermission.

The Terrier defense recorded four sacks and forced three Clemson turnovers while limiting Heisman Trophy candidate **Woodrow Dantzler** to 55 yards rushing on 13 carries.

Wofford	14	0	0	0	14
Clemson	7	17	7	7	38

First Quarter

W - McCoy 26 run (Brown kick), 9:41

C - McKelvey 7 pass from Dantzler (Hunt kick), 7:12

W - Goodpaster 15 pass from Wilson (Brown kick), 2:16

Second Quarter

C - Hunt 43 field goal, 14:52

C - Meekins 29 fumble recovery (Hunt kick), 13:23

C - Zachery 1 run (Hunt kick), 9:41

Third Quarter

C - McKelvey 7 pass from Dantzler (Hunt kick), :10

Fourth Quarter

C - Rambert 3 run (Hunt kick), 11:53

	<u>Wofford</u>	<u>Clemson</u>
First Downs	19	29
Rushes - Yards	56-276	41-200
Passing Yards	36	283
Total Offense	312	483
Passes	16-6-0	37-26-2
Punts - Avg.	6-43.5	1-43.0
Fumbles - Lost	3-2	1-1
Penalties - Yards	2-16	4-35
Time of Possession	32:10	27:50

Wofford Individuals

Rushing

Wilson 16-86, McNair 10-68, McCoy 9-58, Jones 14-52, Fogle 4-11, Gaillard 1-1, Mungin 2-0

Passing

Wilson 15-6-0, 36 yards; Team 1-0-0

Receiving

Jones 2-6, Goodpaster 1-15, Gaillard 1-7, McCoy 1-7, Gilmore 1-1

Game 2

Wofford 35, Charleston So. 10
Sept. 22, 2001; Spartanburg, S.C.

Mike Ayers became Wofford's all-time winningest football coach in a 35-10 rout of Charleston Southern.

Ayers picked up his 78th victory at Wofford to move past **Conley Snidow** (1953-66) into the top spot on the Terrier career win chart.

The Terriers scored touchdowns on five of their first seven possessions on the way to 398 yards rushing and 566 in offense on the night.

Travis Wilson totaled 212 yards for Wofford. He averaged 31.8 yards on five pass completions (5-of-9 for 159 yards) while adding 53 yards rushing, including a 26-yard score.

Melvin Jones was the top Terrier ground gainer with 88 yards on 16 attempts while **J.R. McNair** added 82 yards on 11 carries, including touchdown runs of 11 and 22 yards. **Isaac Goodpaster** was the big-play receiver for the Terriers with two receptions for 100 yards.

Wilson had a 43-yard pass completion to **Jesse McCoy** on the Terriers' opening snap of the game to key an eight-play, 79-yard scoring drive. The Terriers built a 21-3 halftime lead when Wilson scored on his 26-yard run.

Charleston Southern was held to just two yards rushing and 193 yards of offense. Its lone touchdown came on a fumble return.

CSU	0	3	7	0	10
Wofford	7	14	14	0	35

First Quarter

W - Gaillard 4 run (Brown kick), 7:03

Second Quarter

W - McCoy 20 run (Brown kick), 12:46

C - Waters 40 field goal, 6:00

W - Wilson 26 run (Brown kick), 4:04

Third Quarter

W - McNair 22 run (Brown kick), 12:42

W - McNair 11 run (Brown kick), 8:06

C - West 37 fumble return (Waters kick), 3:12

	<u>Wofford</u>	<u>CSU</u>
First Downs	24	12
Rushes - Yards	59-398	25-2
Passing Yards	168	191
Total Offense	566	193
Passes	10-6-0	31-22-1
Punts - Avg.	4-41.0	7-29.9
Fumbles - Lost	3-1	0-0
Penalties - Yards	5-58	4-20
Time of Possession	31:36	28:24

Wofford Individuals

Rushing

Melvin Jones 16-88, McNair 11-82, McCoy 5-75, Wilson 11-53, Foster 4-36, Fogle 5-29, Gaillard 3-24, Mungin 1-12, Haughey 3-(1)

Passing

Wilson 9-5-0, 159 yards; Haughey 1-1-0, 9 yards

Receiving

Goodpaster 2-100, Gilmore 2-14, McCoy 1-43, Mike Jones 1-11

Game 3

Chattanooga 29, Wofford 26
Sept. 29, 2001; Chattanooga, Tenn.

Wofford staged a furious fourth-quarter comeback only to see UTC rally for a 29-26 victory.

With the Mocs holding a 22-11 fourth-quarter lead, Wofford scored a pair of touchdowns in a 5:43 span to move ahead 26-22 with 1:14 left.

The Terrier comeback began with a 13-play, 76-yard drive. **Travis Wilson** capped the possession with an eight-yard scoring pass to **Curtis Nash**. The Terriers converted the 2-point play to cut the deficit to 22-19.

Following a defensive stop, the Terriers took control of the ball at the Chattanooga 40 with 5:49 to play. After driving to the Moc 21, Wofford faced a 4th-and-4 with 2:49 left. **Ben Foster** then carried for seven yards and a first down. Four plays later, a two-yard **J.R. McNair** run gave Wofford a 26-22 lead.

However, Chattanooga drove 83 yards in six plays to score the winning touchdown on a 21-yard pass from **Chuck Spearman** to **Jason Jones** with 20 seconds remaining in the contest.

The Terriers' first points of the game came on an **Hondre McNeil** sack of Moc quarterback **Cos DeMatteo** in the end zone for a safety. McNeil then sacked DeMatteo on Chattanooga's first two plays of the ensuing series to give him three sacks on the night.

Wofford	0	5	6	15	26
Chattanooga	3	3	10	13	29

First Quarter

C - Thompson 37 field goal, 4:55

Second Quarter

W - McNeil safety, 14:17

W - Brown 30 field goal, 11:50

C - Thompson 23 field goal, :02

Third Quarter

C - Ikwuezunma 56 punt return (Thompson kick), 12:12

W - Jones 4 run (rush failed), 6:40

C - Thompson 34 field goal, 2:54

Fourth Quarter

C - McNeill 11 run (pass failed), 11:10

W - Nash 8 pass from Wilson (McCoy pass from Wilson), 6:57

W - McNair 2 run (Brown kick), 1:14

C - Jones 21 pass from Spearman (Thompson kick), :20

	<u>Wofford</u>	<u>UTC</u>
First Downs	18	16
Rushes - Yards	62-177	39-114
Passing Yards	155	167
Total Offense	332	281
Passes	15-8-1	20-12-0
Punts - Avg.	4-37.5	4-47.3
Fumbles - Lost	2-1	0-0
Penalties - Yards	6-59	10-100
Time of Possession	34:11	25:49

Wofford Individuals

Rushing

Wilson 25-68, Jones 20-45, McNair 9-33, Foster 5-23, McCoy 3-8

Passing

Wilson 14-8-0, 155 yards; Haughey 1-0-1

Receiving

Nash 3-61, Goodpaster 2-56, Gilmore 1-26, McCoy 1-7, Jones 1-5

WOFFORD VS. GEORGIA SOUTHERN

Game 4

Wofford 59, VMI 14

Oct. 6, 2001; Spartanburg, S.C.

Eight different Terriers scored touchdowns while quarterback **Travis Wilson** directed touchdown drives on all four of his possessions as Wofford rolled to a 59-14 win over VMI.

After a season-long 43-yard kickoff return by **Chris Edwards** gave Wofford possession at midfield for the game's opening series, **Melvin Jones** carried five times for 42 yards on a six-play, 50-yard scoring drive to give the Terriers a 7-0 lead just 2:36 into the contest. Jones, who rushed for a game-high 121 yards on 15 carries, had a 19-yard gain on Wofford's first snap of the game and a six-yard scoring run to cap the drive.

Wilson then had completions of 21 and 47 yards to **Isaac Goodpaster** on the Terriers' next possession to set up a five-yard **Jesse McCoy** touchdown run that gave Wofford a 14-0 lead just 5:09 into the game.

VMI	0	0	7	7	14
Wofford	14	17	21	7	59

First Quarter

W - Melvin Jones 6 run (Brown kick), 12:24

W - McCoy 5 run (Brown kick), 9:51

Second Quarter

W - Brown 24 field goal, 13:09

W - Goodpaster 14 pass from Wilson (Brown kick), 9:42

W - McNair 10 run (Brown kick), 7:17

Third Quarter

V - Gibson 1 run (Sharpe kick), 9:24

W - Mungin 39 run (Brown kick), 6:20

W - Steele 10 blocked punt return (Brown kick), 5:17

W - Rodgers 14 run (Brown kick), 2:49

Fourth Quarter

V - Solomon 1 run (Sharpe kick), 13:51

W - Mike Jones 2 run (Brown kick), 11:03

	Wofford	VMI
First Downs	22	21
Rushes - Yards	58-304	30-55
Passing Yards	193	276
Total Offense	497	331
Passes	15-12-0	58-28-2
Punts - Avg.	4-42.3	5-28.2
Fumbles - Lost	3-0	2-2
Penalties - Yards	7-76	4-29
Time of Possession	32:07	27:53

Wofford Individuals

Rushing

Melvin Jones 15-121, Mungin 2-49, Fogle 5-26, McNair 9-21, Dorham 2-18, Rodgers 2-12, McCoy 5-12, Wilson 1-11, Mike Jones 4-11, Gaillard 3-10, Goodpaster 1-9, Haughey 1-8, Jefferson 1-7, Team 1-0, Sullivan 2-(5), Zolman 4-(6)

Passing

Wilson 7-6-0, 136 yards; Haughey 4-4-0, 47 yards; Rodgers 2-1-0, 1 yard; Zolman 1-1-0, 9 yards; McCoy 1-0-0

Receiving

Goodpaster 3-82, Gilmore 2-31, Foster 2-31, McCoy 2-19, Wood 1-14, Jefferson 1-9, Mungin 1-7

Game 5

Western Carolina 31, Wofford 28

Oct. 13, 2001; Cullowhee, N.C.

The Wofford football team staged a furious fourth-quarter comeback but could not overcome four turnovers that led to 17 Western Carolina points in dropping a 31-28 decision to the Catamounts in Cullowhee, N.C.

Trailing 31-14 with 8:55 to play, Wofford drove 72 yards in 10 plays to close the deficit to 31-21 with 6:30 remaining. **Travis Wilson**, who completed 16-of-24 passes for 181 yards on the night, was 4-of-5 for 44 yards on the drive which was capped by a **J.R. McNair** six-yard touchdown run.

The Terriers then drove 80 yards in seven plays on their next possession to cut the deficit to 31-28 with 1:58 left. **Melvin Jones** scored from 17 yards out, his third touchdown in the game, as part of a career-high 145 yards rushing on 21 carries.

Three of Western Carolina's first four scores were set up by Terrier turnovers. Those three drives totaled just 47 yards.

The Terriers played without inside linebacker and leading tackler **Robert Mathis**, who missed the game with a sprained ankle.

Wofford	0	14	0	14	28
WCU	7	14	10	0	31

First Quarter

WCU - Banks 35 pass from Gaither (Rowser kick), 4:57

Second Quarter

W - Jones 10 run (Brown kick), 13:02

WCU - Banks 37 pass from Gaither (Rowser kick), 7:42

W - Jones 7 run (Brown kick), 4:21

WCU - Roy 10 pass from Gaither (Rowser kick), :14

Third Quarter

WCU - Rowser 41 field goal

WCU - DeShauteurs 2 run (Rowser kick), 1:48

Fourth Quarter

W - McNair 6 run (Brown kick), 6:30

W - Jones 17 run (Brown kick), 1:58

	Wofford	WCU
First Downs	29	17
Rushes - Yards	56-254	41-125
Passing Yards	181	203
Total Offense	435	328
Passes	24-16-1	27-15 0
Punts - Avg.	3-33.7	6-48.7
Fumbles - Lost	3-3	2-1
Penalties - Yards	3-15	6-47
Time of Possession	27:31	32:29

Wofford Individuals

Rushing

Jones 21-145, McNair 10-62, McCoy 8-54, Gaillard 1-7, Foster 3-5, Wilson 12-(2), Miner 1-(17)

Passing

Wilson 24-16-1, 181 yards

Receiving

Goodpaster 4-72, McCoy 4-29, Gilmore 3-20, Nash 2-37, Mungin 1-9, Wood 1-9, Jones 1-5

Game 6

Appalachian State 34, Wofford 23

Oct. 20, 2001; Spartanburg, S.C.

Appalachian State quarterback **Joe Burchette** completed 20-of-25 passes for 306 yards and three touchdowns to lead the Mountaineers to a 34-23 victory over Wofford.

The biggest play of the game came at the close of the first half. After Wofford drove 86 yards in 10 plays, capped by a three-yard **Melvin Jones** touchdown run, to close the Mountaineer lead to 17-14 with 1:02 left before the intermission, Burchette hit **Jermame Little** on a 71-yard scoring pass to give ASU a 24-14 lead with 16 seconds left.

Jones led the Terriers with 168 yards rushing and two touchdowns on 27 carries. It was his third straight career-high performance.

Jones gave Wofford a 7-0 lead when he scored on a career-long 54-yard run with 7:42 left in the first quarter. He had two straight career-long rushes as he ran for a then personal-best 32 yard gain on the previous play to move the ball from the Wofford 14 to the 46-yard line.

A 35-yard **Darren Brown** field goal with 2:47 left in the third quarter pulled Wofford within 24-17.

ASU	3	21	0	10	34
Wofford	7	7	3	6	23

First Quarter

W - Jones 54 run (Brown kick), 7:42

A - Rockhold 27 field goal, 4:28

Second Quarter

A - Layton 61 pass from Burchette (Rockhold kick), 13:53

A - Murphy 1 pass from Burchette (Rockhold kick), 4:52

W - Jones 3 run (Brown kick), 1:02

A - Little 71 pass from Burchette (Rockhold kick), :16

Third Quarter

W - Brown 35 field goal, 2:47

Fourth Quarter

A - Rockhold 44 field goal, 13:36

A - Watkins 10 run (Rockhold kick), 8:15

W - Wilson 15 run (kick failed), :39

	Wofford	ASU
First Downs	16	20
Rushes - Yards	59-267	36-184
Passing Yards	78	306
Total Offense	345	490
Passes	9-4-0	25-20-0
Punts - Avg.	6-44.2	4-30.0
Fumbles - Lost	2-0	1-0
Penalties - Yards	4-24	5-43
Time of Possession	33:10	26:50

Wofford Individuals

Rushing

Jones 27-168, McCoy 12-45, Wilson 13-41, McNair 5-7, Fogle 2-6

Passing

Wilson 9-4-0, 78 yards

Receiving

McCoy 2-60, Mungin 1-17, Jones 1-1

WOFFORD VS. GEORGIA SOUTHERN

Game 7

Wofford 13, The Citadel 0

Oct. 27, 2001; Charleston, S.C.

SoCon Defensive Player of the Week **Chase Corn** had two sacks and a forced fumble to key a Terrier defense that limited The Citadel to 174 total yards in a 13-0 victory.

J.R. McNair rushed for a career-high 98 yards on 18 carries, including a 39-yard touchdown run to give Wofford a 7-0 lead with 11:24 left in the second quarter. It capped a 2-play, 57-yard scoring drive. **Travis Wilson** had an 18-yard keeper on the initial play of the series.

Following a **Matt Nelson** interception, **Darren Brown** kicked the first of his two field goals on the day, a 32-yard effort, with 6:11 left in the first half to give Wofford a 10-0 lead at the intermission.

Midway through the third quarter, Corn forced Bulldog quarterback **Mazzie Drummond** to fumble with **Derrick Ledford** making the recovery at The Citadel 19-yard line. It set up a Brown 35-yard field goal with 6:44 left in the third quarter, the only points of the second half, to give the Terriers their final margin of 13-0.

The Terriers had four players rush for at least 50 yards while totaling 285 yards on the ground and 317 overall.

Wofford	0	10	3	0	13
The Citadel	0	0	0	0	0

Second Quarter

W - McNair 39 run (Brown kick), 11:24

W - Brown 32 field goal, 6:11

Third Quarter

W - Brown 35 field goal, 6:44

	<u>Wofford</u>	<u>Citadel</u>
First Downs	17	10
Rushes - Yards	61-285	43-104
Passing Yards	32	70
Total Offense	317	174
Passes	8-3-0	15-8-1
Punts - Avg.	7-47.9	6-44.7
Fumbles - Lost	0-0	2-1
Penalties - Yards	12-76	5-29
Time of Possession	34:40	25:20

Wofford Individuals

Rushing

McNair 18-98, Wilson 7-59, McCoy 14-52, Jones 11-51, Fogle 7-33, Foster 1-1, Team 1-1 (2), Haughey 2-7

Passing

Wilson 7-3-0, 32 yards; Batson 1-0-0

Receiving

McCoy 2-20, Goodpaster 1-12

Game 8

South Carolina 38, Wofford 14

Nov. 3, 2001; Columbia, S.C.

The Wofford football team gave a strong effort in a 38-14 loss to No. 17 South Carolina before a crowd of 77,922 in Columbia.

Playing with a non-displaced crack in his left tibia, **Travis Wilson** gave a courageous effort at quarterback for the Terriers. Although his streak of 35 consecutive starts came to an end, Wilson did complete 6-of-9 passes for 70 yards to become Wofford's career passing leader with 3,886 yards.

After falling behind 24-0, the Terriers got back in the game when **Robert Mathis** forced a **Derek Watson** fumble which was recovered by **Nathan Fuqua** at the USC nine-yard line. **J.R. McNair** then scored on a 4th-and-goal run from the one to pull Wofford within 24-7 at the half.

The Terriers' other score, against the Gamecocks' first-team defense, came on a 17-play, 80 drive that consumed 7:31 off the clock. McNair's one-yard scoring run pulled Wofford within 31-14 with 10:36 left in the game. The 17-play drive was the longest of the year in terms of number of plays against South Carolina this season.

Wofford	0	7	0	7	14
South Carolina	10	14	7	7	38

First Quarter

S - Petty 1 run (Weaver kick), 13:14

S - Weaver 25 field goal, 4:52

Second Quarter

S - Pinnock 3 run (Weaver kick), 13:46

S - Pinnock 4 run (Weaver kick), 8:14

W - McNair 1 run (Brown kick), :39

Third Quarter

S - Pinnock 5 run (Weaver kick), 11:13

Fourth Quarter

W - McNair 1 run (Brown kick), 10:36

S - Petty 2 run (Weaver kick), 6:17

	<u>Wofford</u>	<u>USC</u>
First Downs	17	26
Rushes - Yards	54-207	40-247
Passing Yards	80	209
Total Offense	287	456
Passes	14-8-1	30-20-1
Punts - Avg.	3-42.3	0-0.0
Fumbles - Lost	2-1	1-1
Penalties - Yards	6-33	3-21
Time of Possession	32:45	27:15

Wofford Individuals

Rushing

McCoy 11-60, Jones 14-51, McNair 15-40, Fogle 4-23, Wilson 7-20, Foster 1-8, Haughey 2-5

Passing

Wilson 9-6-0, 70 yards; Haughey 5-2-1, 10 yards

Receiving

Goodpaster 5-35, McCoy 2-30, Regenthal 1-15

Game 9

Furman 45, Wofford 14

Nov. 10, 2001; Greenville, S.C.

Walter Payton Award winner **Louis Ivory** rushed for 198 yards and four touchdowns to lead Furman to a 45-14 victory over Wofford at Paladin Stadium in Greenville.

Ivory had scoring runs of 13, seven, and 17 yards as the Paladins built a 21-0 lead early in the second quarter. He also added an eight-yard touchdown carry at the close of the third quarter.

Trailing 28-0, Wofford got on the board when **Chris Edwards** returned an interception 41 yards for a touchdown with 3:20 left in the first half. It represented the third straight season that Edwards has returned a pick for a score. It was also his ninth career interception.

After Furman's **Danny Marshall** kicked a 39-yard field goal on the final play of the first half, the Paladins put the game away when **Brian Bratton** returned the second-half kickoff 100 yards for a touchdown.

Melvin Jones had Wofford's other touchdown in the game when he scored on a one-yard run with 9:41 to play. Jones led the Terrier ground game with 72 yards on 21 carries.

Wofford	0	7	0	7	14
Furman	14	17	14	0	45

First Quarter

F - Ivory 13 run (Marshall kick), 8:05

F - Ivory 7 run (Marshall kick), 3:16

Second Quarter

F - Ivory 17 run (Marshall kick), 11:26

F - Thomas 18 pass from Napier (Marshall kick), 7:26

W - Edwards 41 interception return (Brown kick), 3:20

F - Marshall 39 field goal, 0:00

Third Quarter

F - Bratton 100 kickoff return (Marshall kick), 14:43

F - Ivory 8 run (Marshall kick), :17

Fourth Quarter

W - Jones 1 run (Brown kick), 9:41

	<u>Wofford</u>	<u>Furman</u>
First Downs	17	21
Rushes - Yards	54-216	44-260
Passing Yards	48	174
Total Offense	264	434
Passes	18-8-1	16-14-2
Punts - Avg.	6-41.5	3-40.3
Fumbles - Lost	1-1	0-0
Penalties - Yards	3-25	3-28
Time of Possession	31:33	28:27

Wofford Individuals

Rushing

Jones 21-72, Wilson 11-50, Rodgers 3-33, McNair 10-31, McCoy 7-17, Fogle 1-7, Foster 1-6

Passing

Wilson 18-8-1, 48 yards

Receiving

Goodpaster 3-21, Gilmore 2-2, Gaillard 1-12, Regenthal 1-10, McCoy 1-3

WOFFORD VS. GEORGIA SOUTHERN

Game 10

Wofford 24, ETSU 3

Nov. 17, 2001; Spartanburg, S.C.

J.R. McNair and **Melvin Jones** each rushed for a touchdown while totaling 159 yards on the ground and Wofford limited ETSU to 223 yards of offense in a 24-3 Terrier win.

Wofford scored touchdowns on its opening two series of the game to build a 14-0 lead with 12:47 left in the first half. McNair and Jones capped those drives with one-yard runs.

The Buccaneers brought a three-game winning streak into the game, including a 19-16 victory over Georgia Southern. However, ETSU's only points came on a 21-yard **Con Chellis** field goal with 49 seconds left in the first half.

A key turnover set the stage for Wofford to increase its lead to 17-3 early in the third quarter. After Terrier cornerback **Roland Harris** tipped a pass by ETSU quarterback **Matt Wilhelm**, freshman defensive tackle **Lee Basinger** recorded the interception with an eight-yard return to the Buccaneer 26. It set up a **Darren Brown** 20-yard field goal.

The Terriers put the game away when backup quarterback **Nick Haughey** scored on a five-yard run less than two minutes into the fourth quarter to provide the final 24-3 margin. The 65-yard drive was aided by three personal foul calls on ETSU.

The Buccaneers had just 142 yards of offense through the opening three quarters.

ETSU	0	3	0	0	3
Wofford	7	7	3	7	24

First Quarter

W - McNair 1 run (Brown kick), 6:26

Second Quarter

W - Jones 1 run (Brown kick), 12:47

E - Chellis 21 field goal, :49

Third Quarter

W - Brown 20 field goal, 8:01

Fourth Quarter

W - Haughey 5 run (Brown kick), 13:43

	Wofford	ETSU
First Downs	24	11
Rushes - Yards	68-322	25-85
Passing Yards	42	138
Total Offense	364	223
Passes	8-3-0	32-17-2
Punts - Avg.	2-40.5	5-41.2
Fumbles - Lost	2-2	1-0
Penalties - Yards	3-30	10-88
Time of Possession	33:59	26:01

Wofford Individuals

Rushing

McNair 14-83, Melvin Jones 23-76, McCoy 13-73, Haughey 4-27, Gaillard 3-16, Mike Jones 1-16, Mungin 1-10, Foster 2-8, Wilson 1-8, Fogle 1-3, Rodgers 3-3, Zolman 1-0, Sullivan 1-(1)

Passing

Wilson 5-2-0, 26 yards; Haughey 2-0-0; Rodgers 1-1-0, 16 yards

Receiving

Nash 1-18, Melvin Jones 1-16, Gilmore 1-8

From: Mark Cohen cohenm@wofford.edu
Subject: Georgia Southern Football Downs Wofford
Date: February 18, 2002 at 10:40 AM

MC

To: Tom Brown tbrown189_@hotmail.com, Todd Shanesy todd.shanesy@shj.com, Steve Shutt sshutt@socon.org, Mark Hauser hausersouth@aol.com, Pete Yanity pyanity@wsps.com, Jim Seay infohold@juno.com, Otto Fad ofad@tampabay.rr.com, Andy Rhinehart andy.rhinehart@shj.com, sports@shj.com, The State statesports@thestate.com, Greg McKinney gregmckinney4@home.com, Mark Cohen cohenm@wofford.edu, Phillip Stone stonerp@wofford.edu, Keith Scripc kscripc@fox21.com, Joe Dwyer jdwyer@collegeinsider.com, sports@greenvillenews.com, Jim Rice jrice@greenvillenews.com, Rudy Jones rjones@greenvillenews.com, newsroom@sportsticker.com, Thom Henson perryv@spartanburg.net, Eric Welch ewelch@csc.edu, Mandi Copeland mcopeland@socon.org, Phil Kornblut philtalk@aol.com, Rusty Rabon rrabon@ciu.edu, Tom Didato sports@chronicle-independent.com, Ron Wagner sports@hendersonvillenews.com, Rich Chrampanis 15sports@wpde.com, Greg Thome gthome@earthlink.com, WD Fisher onesports@abts.net, Thom Henson hensontm@wofford.edu, Paul Johnson pjohanson@wcyb.com, David Jackson jacksondm@appstate.edu, Bob Gillespie bgillespie@thestate.com, Tony Moss tmoss@sportsnetwork.com, Rick Henry rhenry@wis-tv.com, Geoff Hart gshart@hearst.com, Traci Tuohy traci.tuohy@sportsticker.com, Lou Monaco lou.monaco@sportsticker.com, Fred Cunningham fcunningham@wsps.com, Ken Griner kgriner@wsps.com, Bob Mihalic bmihalic@hearst.com, Phil Aldridge paldrigg@fox21.com, ESPN ncaa@espn.com, Pete Iacobelli piacobelli@ap.org, Associated Press apcolumbia@ap.org, Adam Davis addavis@greenvillenews.com, Ann Green agreeen@greenvillenews.com, Nate Ross nathanr@awod.com, Eric Gemunder iaapreview@hotmail.com, Ashley Jones amjones@foxsports.net, Steve Shutt sjshutt@yahoo.com, Mandi Copeland mansocon@aol.com, John Paquet jpaquet@cbs.com, Angela Lento alento@collegeinsider.com, Paul Gallant pgallant@islandtelecom.com, Malcolm DeWitt mdewitt@postandcourier.com, Post and Courier sportsdesk@postandcourier.com, Bill English BENGGLISH@gw.uscs.edu, Carrie Fellrath fellrathcr@wofford.edu, Jim Fair jim.fair@shj.com, Ralph Patterson rpatterson@1070sports.com, Zackery Kick zkick@1070sports.com, Mickey Plyler mplyler@1070sports.com, sports@andersonsc.com, news@collegesportsnews.com, Charlotte Observer obsports@charlotteobserver.com, Ward Clayton wardc@augustachronicle.com, Doug Mittler doug.mittler@sportsticker.com, Keith Lunsford klunsford@1070sports.com, Wendi Nix wendinix@hotmail.com, everett german everett_german@hotmail.com, Henry Bright journalscene@charleston.net, ralph wallace ralph.wallace@collegesportingnews.com, Kris Cook Kpccadno6@aol.com, csmedia@collegesportingnews.com, easmith@usatoday.com, Dave Link clink10379@aol.com, Jamie Kimbrough jkimbrough@foxsports.net, Jimmy Watt wattman_1@hotmail.com, Matt Park mattpark1@yahoo.com, Ric Garni Rgarni@wis-tv.com, Nat Newell nnewell@thestate.com, Newberry Observer sports@newberryobserver.com, editors@basketballamerica.com, Tom Hayes thayes@icbsc.com, Will Vandervort wvandervort@msmgmt.com, Florence Morning News sports@florencenews.com, Asheville Citizen-Times actsports@hotmail.com, Tom McClellan tmcclell@gsaix2.cc.gasou.edu, s_reed@gasou.edu

Adrian Peterson became Division I-AA's all-time leading rusher as two-time defending national champion and No. 2 Georgia Southern defeated Wofford 48-10 this afternoon at Gibbs Stadium in Spartanburg.

Peterson was held to 96 yards on 25 carries for the second-lowest game in his four-year collegiate career. It was also just the second time he finished under 100 yards. However, he concludes the regular season with 6,559 yards to move past Charles Roberts of Sacramento State (6,553 yards, 1997-00) as I-AA's career rushing leader.

Peterson had scoring runs of four, 14, and three yards. The 14-yard touchdown, which gave Georgia Southern a 38-10 third-quarter lead, was his longest carry on the day.

With the victory, Georgia Southern claims a share of the SoCon title with Furman, its fifth straight league championship. It's the first time a SoCon team has had at least a share of the league crown in five straight years.

Georgia Southern (10-1, 7-1) opened the scoring on its first snap of the game when J.R. Revere hit Derrick Owens with a 69-yard touchdown pass. The Terriers (4-7, 3-5) evened the contest on their ensuing series when Melvin Jones scored on a five-yard carry to cap a 10-play, 76-yard drive. The key play was an 11-yard Ben Foster rush on a 3rd-and-9 at the Terrier 25.

The Eagles then struck quickly again. On the second play of their next series, Mark Myers took a pitch from Revere and raced 63 yards into the end zone to give Georgia Southern a 14-7 lead with 7:19 left in the opening quarter.

The Eagles scored on their first four possessions in building a 31-10 halftime lead.

"Georgia Southern is a very good football team and we didn't play to our

Georgia Southern is a very good football team and we didn't play to our capability," Wofford Head Coach Mike Ayers said. "When that combination happens, you get a game like you had today.

"Falling behind early hurt us, but our kids hung in there and played hard. We couldn't stop them on several fourth-and-short opportunities which would have given us a chance."

Terrier quarterback Travis Wilson, playing with a cracked tibia the last four games of the season, concluded a standout career for the Terriers. He became the first player in Wofford history to finish in the top five in career rushing, passing, and total offense. He's the Terriers' all-time leading passer with 4,067 yards while ranking second in total offense (6,555 yards). Shawn Graves is the leader (7,067, 1989-92) with Warren Whittaker placing third (3,719, 1963-66). Wilson is also fifth in career rushing with 2,488 yards. Wilson had four carries for 25 yards today while completing 11-of-17 attempts in the air for 107 yards.

"We didn't do anything we hadn't done all year," Georgia Southern Head Coach Paul Johnson said. "We just did it better. The success in the passing game allows us to feed off each other and opens up our running game, especially on the perimeter.

"I don't think anyone will realize for awhile how special this is (five straight SoCon titles). It's an incredible run in what I believe is the toughest I-AA conference in the country."

Revere completed 8-of-12 passes for 142 yards. In addition to the scoring strike to Owens, he also connected with Myers on an eight-yard touchdown pass to give the Eagles a 28-10 second-quarter lead. Owens finished with three receptions for 106 yards.

Jesse McCoy topped Wofford with 76 yards rushing on nine attempts while also adding an eight-yard reception. Jones had 12 carries for 36 yards, giving him a team-high 905 yards on the year. He added four receptions for 53 yards in the game.

Darren Brown had a 29-yard field goal for the Terriers to cut the deficit to 21-10 with 11:42 left in the second quarter.

"I told Coach Johnson to spread the wealth (about finishing below 100 yards)," Peterson said. "I've said all along that it's not about individual awards. It's about team accomplishments. To be honest, I forgot about the record. I was so focused on the ring."

From: Mark Cohen cohenm@wofford.edu
Subject: Blackburn and Edwards Garner Wofford POTW Honors
Date: February 18, 2002 at 10:40 AM

MC

To: Tom Brown tbrown189_@hotmail.com, Todd Shanesy todd.shanesy@shj.com, Steve Shutt sshutt@socon.org, Mark Hauser hausersouth@aol.com, Pete Yanity pyanity@wsps.com, Jim Seay infohold@juno.com, Otto Fad ofad@tampabay.rr.com, Andy Rhinehart andy.rhinehart@shj.com, sports@shj.com, The State statesports@thestate.com, Greg McKinney gregmckinney4@home.com, Mark Cohen cohenm@wofford.edu, Phillip Stone stonerp@wofford.edu, Keith Scripc kscripc@fox21.com, Joe Dwyer jdwyer@collegeinsider.com, sports@greenvillenews.com, Jim Rice jrice@greenvillenews.com, Rudy Jones rjones@greenvillenews.com, newsroom@sportsticker.com, Thom Henson perryv@spartanburg.net, Eric Welch ewelch@csc.edu, Mandi Copeland mcopeland@socon.org, Phil Kornblut philtalk@aol.com, Rusty Rabon rrabon@ciu.edu, Tom Didato sports@chronicle-independent.com, Ron Wagner sports@hendersonvillenews.com, Rich Chrampanis 15sports@wpde.com, Greg Thome gthome@earthlink.com, WD Fisher onesports@abts.net, Thom Henson hensontm@wofford.edu, Paul Johnson pjohanson@wcyb.com, David Jackson jacksondm@appstate.edu, Bob Gillespie bgillespie@thestate.com, Tony Moss tmoss@sportsnetwork.com, Rick Henry rhenry@wis-tv.com, Geoff Hart gshart@hearst.com, Traci Tuohy traci.tuohy@sportsticker.com, Lou Monaco lou.monaco@sportsticker.com, Fred Cunningham fcunningham@wsps.com, Ken Griner kgriner@wsps.com, Bob Mihalic bmihalic@hearst.com, Phil Aldridge paldrigg@fox21.com, ESPN ncaa@espn.com, Pete Iacobelli piacobelli@ap.org, Associated Press apcolumbia@ap.org, Adam Davis addavis@greenvillenews.com, Ann Green agreen@greenvillenews.com, Nate Ross nathanr@awod.com, Eric Gemunder iaapreview@hotmail.com, Ashley Jones amjones@foxsports.net, Steve Shutt sjshutt@yahoo.com, Mandi Copeland mansocon@aol.com, John Paquet jpaquet@cbs.com, Angela Lento alento@collegeinsider.com, Paul Gallant pgallant@islandtelecom.com, Malcolm DeWitt mdewitt@postandcourier.com, Post and Courier sportsdesk@postandcourier.com, Bill English BENGLISH@gw.uscs.edu, Carrie Fellrath fellrathcr@wofford.edu, Jim Fair jim.fair@shj.com, Ralph Patterson rpatterson@1070sports.com, Zackery Kick zkick@1070sports.com, Mickey Plyler mplyler@1070sports.com, sports@andersonsc.com, news@collegesportsnews.com, Charlotte Observer obsports@charlotteobserver.com, Ward Clayton wardc@augustachronicle.com, Doug Mittler doug.mittler@sportsticker.com, Keith Lunsford klunsford@1070sports.com, Wendi Nix wendinix@hotmail.com, everett german everett_german@hotmail.com, Henry Bright journalscene@charleston.net, ralph wallace ralph.wallace@collegesportingnews.com, Kris Cook Kpccadno6@aol.com, csmedia@collegesportingnews.com, easmith@usatoday.com, Dave Link clink10379@aol.com, Jamie Kimbrough jkimbrough@foxsports.net, Jimmy Watt wattman_1@hotmail.com, Matt Park mattpark1@yahoo.com, Ric Garni Rgarni@wis-tv.com, Nat Newell nnewell@thestate.com, Newberry Observer sports@newberryobserver.com, editors@basketballamerica.com, Tom Hayes thayes@icbsc.com, Will Vandervort wvandervort@msmgmt.com, Florence Morning News sports@florencenews.com, Asheville Citizen-Times actsports@hotmail.com

Offensive tackle Jesse Blackburn and cornerback Chris Edwards will be honored by the Spartanburg Touchdown Club this week as the Wofford Offensive and Defensive Players of the Week for their performance in Saturday's Furman game.

Blackburn, a junior from Marysville, Ohio, had six knockdown blocks and graded out at 88 percent.

Edwards is the Terriers' Defensive Player of the Week for the second straight game. He had a 41-yard interception return for a touchdown against the Paladins. The senior from Greensboro, N.C., has now reached the end zone three straight years with a pick. Edwards had a 40-yard return for a touchdown at Georgia Southern last year and a 70-yard score against VMI in 1999.

Edwards also had an interception in the previous week's game at South Carolina.

From: Mark Cohen cohenm@wofford.edu

Subject: Corn Named SoCon Defensive Player of the Week

Date: February 18, 2002 at 10:40 AM

To: Brian Binette brian.binette@sc.edu

Cc: Kerry Tharp kerryt@gwm.sc.edu, Julie St. Cyr stcyr@gwm.sc.edu, Michelle Schmitt mschmitt@gwm.sc.edu, Andrew Kitick Kitick@gwm.sc.edu, Cheryl Harden caharden@gwm.sc.edu, Wayne Lockwood wlockwood@thesunnews.com, Warren Peper wpeper@wcsc.com, Ward Clayton wardc@augustachronicle.com, Vern Verna vernv1@aol.com, Tracy Theo tttheo@uniondailytimes.com, Tony Barnhart tbarnhart@ajc.com, Tom Price THPRICE@MINDSPRING.COM, Todd Ellis tre@seslaw.com, The State statesports@thestate.com, Terry Chick tpchick@hotmail.com, Teddy Heffner theffner1@aol.com, Stan Olson solson@charlotte.com, Sports Department sports@greenvillenews.com, Scott Powers scott.powers@hostcommunications.com, Ryan Johnson (AOL) gamcockfan@aol.com, Ryan Clary clary4usc@yahoo.com, Rudy Jones rjones@greenvillenews.com, Ron Green, Jr. rgreenjr@charlotteobserver.com, Robby Evans sports@theitem.com, Rick Scoppe rscoppe@dellnet.com, Rick Scoppe rscoppe@greenvillenews.com, Rick Henry rhenry@wis-tv.com, Rick Garni rgarni@wis-tv.com, Phil Kornblut philtalk@aol.com, Pete Yanity pyanity@wsa.com, Pete Iacobelli piacobelli@ap.org, Paul Strelow paul.strelow@shj.com, Nat Newell nnewell@thestate.com, Mike Morgan mikem1400@aol.com, Michael Strickland mgstrick@mailbox.sc.edu, Michael Smith miksmitty@aol.com, Mark Quinn MAucoin@wis-tv.com, Mark Haselden mhaselden@florenceenews.com, Malcolm DeWitt mdewitt@postandcourier.com, Liz McMillan liz.mcmillan@hostcommunications.com, Larry Williams larrywill7@yahoo.com, Kevin Adams kadams@islandpacket.com, Keven Cohen kevcohen1@aol.com, Ken Burger kburger@postandcourier.com, Keith Scripc kscripc@fox21.com, John Solomon solomonjt@andersonsc.com, John Boyette jboyette@augustachronicle.com, Jim Streeter jstreeter@sc.rr.com, Jim Rice jrice@greenvillenews.com, Jim Fair jim.fair@shj.com, Jason Whitehead jason@thewebsitico.com, Greg Deal newsroom@indexjournal.com, Glenn Snyder gsnyderusc@aol.com, Geoff Hart GSHart@Hearst.com, Gary McCann gmccann@heraldonline.com, Ellen Parsons eparsons@gwm.sc.edu, Dexter Hudson spursusc@aol.com, DeWayne Peevy dpeevy@sec.org, Dennis Shumate dshumate@timesanddemocrat.com, David Caraviello dcaraviello@hotmail.com, Dave Neal dneal@foxsports.net, Dave Cacioppo dave.cacioppo@hostcommunications.com, Dan Schulze dschulze@bellsouth.net, Dan Foster dfoster@greenvillenews.com, Cory Curtis corybcurtis@hotmail.com, Chuck Dunlap cdunlap@sec.org, Chris Poore chris_poore@hotmail.com, Charlie Bennett ctbenett@charleston.net, Charles Bloom cbloom@sec.org, Casey Kane kanekc@andersonsc.com, Carlos Dawson carlos.dawson@hostcommunications.com, Brian Binette bbinette@gwm.sc.edu, Brad Huebner bahuebner@yahoo.com, Bond Nickles bond@gwm.sc.edu, Bob Shields sports@wltx.com, Bill Mitchell bill@thewebsitico.com, Associated Press apcolumbia@ap.org, The Website Co. usc_sports@thewebsitico.com, Tom Brown tbrown189_@hotmail.com, Todd Shanesy todd.shanesy@shj.com, Steve Shutt sshutt@socon.org, Mark Hauser hausersouth@aol.com, Pete Yanity pyanity@wsa.com, Jim Seay infohold@juno.com, Otto Fad ofad@tampabay.rr.com, Andy Rhinehart andy.rhinehart@shj.com, sports@shj.com, The State statesports@thestate.com, Greg McKinney gregmckinney4@home.com, Mark Cohen cohenm@wofford.edu, Phillip Stone stonerp@wofford.edu, Keith Scripc kscripc@fox21.com, Joe Dwyer jdwyer@collegeinsider.com, sports@greenvillenews.com, Jim Rice jrice@greenvillenews.com, Rudy Jones rjones@greenvillenews.com, newsroom@sportsticker.com, Thom Henson perryv@spartanburg.net, Eric Welch ewelch@csc.edu, Mandi Copeland mcopeland@socon.org, Phil Kornblut philtalk@aol.com, Rusty Rabon rrabon@ciu.edu, Tom Didato sports@chronicle-independent.com, Ron Wagner sports@hendersonvillenews.com, Rich Chrampanis 15sports@wpde.com, Greg Thome gthome@earthlink.com, WD Fisher onesports@abts.net, Thom Henson hensontm@wofford.edu, Paul Johnson pjohanson@wcyb.com, David Jackson jacksondm@appstate.edu, Bob Gillespie bgillespie@thestate.com, Tony Moss tmoss@sportsnetwork.com, Rick Henry rhenry@wis-tv.com, Geoff Hart gshart@hearst.com, Traci Tuohy traci.tuohy@sportsticker.com, Lou Monaco lou.monaco@sportsticker.com, Fred Cunningham fcunningham@wsa.com, Ken Griner kgriner@wsa.com, Bob Mihalic bmihalic@hearst.com, Phil Aldridge paldrig@fox21.com, ESPN ncaa@espn.com, Pete Iacobelli piacobelli@ap.org, Associated Press apcolumbia@ap.org, Adam Davis addavis@greenvillenews.com, Ann Green agreen@greenvillenews.com, Nate Ross nathanr@awod.com, Eric Gemunder iaapreview@hotmail.com, Ashley Jones amjones@foxsports.net, Steve Shutt sjshutt@yahoo.com, Mandi Copeland mansocon@aol.com, John Paquet jpaquet@cbs.com, Angela Lento alento@collegeinsider.com, Paul Gallant pgallant@islandtelecom.com, Malcolm DeWitt mdewitt@postandcourier.com, Post and Courier sportsdesk@postandcourier.com, Bill English BENGISH@gw.uscs.edu, Carrie Fellrath fellrathcr@wofford.edu, Jim Fair jim.fair@shj.com, Ralph Patterson rpatterson@1070sports.com, Zackery Kick zkick@1070sports.com, Mickey Plyler mplyler@1070sports.com, sports@andersonsc.com, news@collegesportsnews.com, Charlotte Observer obsports@charlotteobserver.com, Ward Clayton wardc@augustachronicle.com, Doug Mittler doug.mittler@sportsticker.com, Keith Lunsford klunsford@1070sports.com, Wendi Nix wendinix@hotmail.com, everett german everett_german@hotmail.com, Henry Bright journalscene@charleston.net, ralph wallace ralph.wallace@collegesportingnews.com, Kris Cook Kpccadno6@aol.com, csnmedia@collegesportingnews.com, easmith@usatoday.com, Dave Link clink10379@aol.com, Jamie Kimbrough jkimbrough@foxsports.net, Jimmy Watt wattman_1@hotmail.com, Matt Park mattpark1@yahoo.com, Ric Garni Rgarni@wis-tv.com, Nat Newell nnewell@thestate.com, Newberry Observer sports@newberryobserver.com, editors@basketballamerica.com, Tom Hayes thayes@icbcs.com, Will Vandervort wvandervort@msmgmt.com, Florence Morning News sports@florenceenews.com, Asheville Citizen-Times actsports@hotmail.com

Wofford outside linebacker Chase Corn has been named the Southern Conference Defensive Player of the Week for his performance in the Terriers' 13-0 victory over The Citadel.

Corn had two key sacks while also forcing a fumble that led to a Wofford score. The junior from Spartanburg, S.C., totaled 11 tackles in the game with three of those for a loss, including the two sacks.

The Terriers limited The Citadel to 174 yards of total offense in posting their first shutout of a SoCon team since beginning league play

From: Mark Cohen cohenm@wofford.edu
Subject: Flynn and Edwards Receive Wofford POTW Honors
Date: February 18, 2002 at 10:40 AM

To: Tom Brown tbrown189_@hotmail.com, Todd Shanesy todd.shanesy@shj.com, Steve Shutt sshutt@socon.org, Mark Hauser hausersouth@aol.com, Pete Yanity pyanity@wsps.com, Jim Seay infohold@juno.com, Otto Fad ofad@tampabay.rr.com, Andy Rhinehart andy.rhinehart@shj.com, sports@shj.com, The State statesports@thestate.com, Greg McKinney gregmckinney4@home.com, Mark Cohen cohenm@wofford.edu, Phillip Stone stonerp@wofford.edu, Keith Scripc kscripc@fox21.com, Joe Dwyer jdwyer@collegeinsider.com, sports@greenvillenews.com, Jim Rice jrice@greenvillenews.com, Rudy Jones rjones@greenvillenews.com, newsroom@sportsticker.com, Thom Henson perryv@spartanburg.net, Eric Welch ewelch@csc.edu, Mandi Copeland mcopeland@socon.org, Phil Kornblut philtalk@aol.com, Rusty Rabon rrabon@ciu.edu, Tom Didato sports@chronicle-independent.com, Ron Wagner sports@hendersonvillenews.com, Rich Chrampanis 15sports@wpde.com, Greg Thome gthome@earthlink.com, WD Fisher onesports@abts.net, Thom Henson hensontm@wofford.edu, Paul Johnson pjohanson@wcyb.com, David Jackson jacksondm@appstate.edu, Bob Gillespie bgillespie@thestate.com, Tony Moss tmoss@sportsnetwork.com, Rick Henry rhenry@wis-tv.com, Geoff Hart gshart@hearst.com, Traci Tuohy traci.tuohy@sportsticker.com, Lou Monaco lou.monaco@sportsticker.com, Fred Cunningham fcunningham@wsps.com, Ken Griner kgriner@wsps.com, Bob Mihalic bmihalic@hearst.com, Phil Aldridge paldrigg@fox21.com, ESPN ncaa@espn.com, Pete Iacobelli piacobelli@ap.org, Associated Press apcolumbia@ap.org, Adam Davis addavis@greenvillenews.com, Ann Green agreen@greenvillenews.com, Nate Ross nathanr@awod.com, Eric Gemunder iaapreview@hotmail.com, Ashley Jones amjones@foxsports.net, Steve Shutt sjshutt@yahoo.com, Mandi Copeland mansocon@aol.com, John Paquet jpaquet@cbs.com, Angela Lento alento@collegeinsider.com, Paul Gallant pgallant@islandtelecom.com, Malcolm DeWitt mdewitt@postandcourier.com, Post and Courier sportsdesk@postandcourier.com, Bill English BENGLISH@gw.uscs.edu, Carrie Fellrath fellrathcr@wofford.edu, Jim Fair jim.fair@shj.com, Ralph Patterson rpatterson@1070sports.com, Zackery Kick zkick@1070sports.com, Mickey Plyler mplyler@1070sports.com, sports@andersonsc.com, news@collegesportsnews.com, Charlotte Observer obsports@charlotteobserver.com, Ward Clayton wardc@augustachronicle.com, Doug Mittler doug.mittler@sportsticker.com, Keith Lunsford klunsford@1070sports.com, Wendi Nix wendinix@hotmail.com, everett german everett_german@hotmail.com, Henry Bright journalscene@charleston.net, ralph wallace ralph.wallace@collegesportingnews.com, Kris Cook Kpccadno6@aol.com, csmedia@collegesportingnews.com, easmith@usatoday.com, Dave Link clink10379@aol.com, Jamie Kimbrough jkimbrough@foxsports.net, Jimmy Watt wattman_1@hotmail.com, Matt Park mattpark1@yahoo.com, Ric Garni Rgarni@wis-tv.com, Nat Newell nnewell@thestate.com, Newberry Observer sports@newberryobserver.com, editors@basketballamerica.com, Tom Hayes thayes@icbsc.com, Will Vandervort wvandervort@msmgmt.com, Florence Morning News sports@florencenews.com, Asheville Citizen-Times actsports@hotmail.com

Tight end Matt Flynn and cornerback Chris Edwards will be honored by the Spartanburg Touchdown Club this week as the Wofford Offensive and Defensive Players of the Week for their performance in Saturday's game at No. 14 South Carolina.

Flynn, a senior from Dorman High School in Spartanburg, S.C., was signaled out for his blocking exploits against the Gamecocks.

The Terriers did not have a negative play from scrimmage in the 38-14 loss to South Carolina. Wofford's 17-play, 80-yard scoring drive was the longest in terms of number of plays against USC this season. It also came against the Gamecocks' first-team defense. Prior to a turnover at the USC one-yard line, Wofford drove 74 yards in 10 plays on its previous series.

Wofford's 14 points against South Carolina were more than Georgia, Arkansas, Kentucky, and Boise State scored versus the Gamecock defense. It also equaled the point total of Mississippi State and Vanderbilt and was just three points shy of Tennessee's output against USC.

Edwards recorded a third-quarter interception in the end zone. The senior from Greensboro, N.C., totaled 10 tackles in the game, including eight solo stops. Edwards returned to the Terrier lineup after missing the previous two games with a knee injury.

From: Mark Cohen cohenm@wofford.edu
Subject: Jones and Fuqua Garner Wofford POTW Honors
Date: February 18, 2002 at 10:40 AM

To: Tom Brown tbrown189_@hotmail.com, Todd Shanesy todd.shanesy@shj.com, Steve Shutt sshutt@socon.org, Mark Hauser hausersouth@aol.com, Pete Yanity pyanity@wsps.com, Jim Seay infohold@juno.com, Otto Fad ofad@tampabay.rr.com, Andy Rhinehart andy.rhinehart@shj.com, sports@shj.com, The State statesports@thestate.com, Greg McKinney gregmckinney4@home.com, Mark Cohen cohenm@wofford.edu, Phillip Stone stonerp@wofford.edu, Keith Scripc kscripc@fox21.com, Joe Dwyer jdwyer@collegeinsider.com, sports@greenvillenews.com, Jim Rice jrice@greenvillenews.com, Rudy Jones rjones@greenvillenews.com, newsroom@sportsticker.com, Thom Henson perryv@spartanburg.net, Eric Welch ewelch@csc.edu, Mandi Copeland mcopeland@socon.org, Phil Kornblut philtalk@aol.com, Rusty Rabon rrabon@ciu.edu, Tom Didato sports@chronicle-independent.com, Ron Wagner sports@hendersonvillenews.com, Rich Chrampanis 15sports@wpde.com, Greg Thome gthome@earthlink.com, WD Fisher onesports@abts.net, Thom Henson hensontm@wofford.edu, Paul Johnson pjohanson@wcyb.com, David Jackson jacksondm@appstate.edu, Bob Gillespie bgillespie@thestate.com, Tony Moss tmoss@sportsnetwork.com, Rick Henry rhenry@wis-tv.com, Geoff Hart gshart@hearst.com, Traci Tuohy traci.tuohy@sportsticker.com, Lou Monaco lou.monaco@sportsticker.com, Fred Cunningham fcunningham@wsps.com, Ken Griner kgriner@wsps.com, Bob Mihalic bmihalic@hearst.com, Phil Aldridge paldridg@fox21.com, ESPN ncaa@espn.com, Pete Iacobelli piacobelli@ap.org, Associated Press apcolumbia@ap.org, Adam Davis addavis@greenvillenews.com, Ann Green agreen@greenvillenews.com, Nate Ross nathanr@awod.com, Eric Gemunder iaapreview@hotmail.com, Ashley Jones amjones@foxsports.net, Steve Shutt sjshutt@yahoo.com, Mandi Copeland mansocon@aol.com, John Paquet jpaquet@cbs.com, Angela Lento alento@collegeinsider.com, Paul Gallant pgallant@islandtelecom.com, Malcolm DeWitt mdewitt@postandcourier.com, Post and Courier sportsdesk@postandcourier.com, Bill English BENGLISH@gw.uscs.edu, Carrie Fellrath fellrathcr@wofford.edu, Jim Fair jim.fair@shj.com, Ralph Patterson rpatterson@1070sports.com, Zackery Kick zkick@1070sports.com, Mickey Plyler mplyler@1070sports.com, sports@andersonsc.com, news@collegesportsnews.com, Charlotte Observer obsports@charlotteobserver.com, Ward Clayton wardc@augustachronicle.com, Doug Mittler doug.mittler@sportsticker.com, Keith Lunsford klunsford@1070sports.com, Wendi Nix wendinix@hotmail.com, everett german everett_german@hotmail.com, Henry Bright journalscene@charleston.net, ralph wallace ralph.wallace@collegesportingnews.com, Kris Cook Kpcadno6@aol.com, csmedia@collegesportingnews.com, easmith@usatoday.com, Dave Link clink10379@aol.com, Jamie Kimbrough jkimbrough@foxsports.net, Jimmy Watt wattman_1@hotmail.com, Matt Park mattpark1@yahoo.com, Ric Garni Rgarni@wis-tv.com, Nat Newell nnewell@thestate.com, Newberry Observer sports@newberryobserver.com, editors@basketballamerica.com, Tom Hayes thayes@icbsc.com

Fullback Melvin Jones and nose tackle Nathan Fuqua will be honored by the Spartanburg Touchdown Club on Friday as the Wofford Offensive and Defensive Players of the Week for their performance in Saturday's game at Western Carolina.

Jones rushed for a career-high 145 yards and three touchdowns on 21 carries, just one week after a 121-yard effort versus VMI. The 145 yards by Jones represented the top game by a Terrier since Shaun Fogle had 193 yards last year at East Tennessee State (Nov. 4). The three touchdowns by Jones were also the most in a game since Fogle at ETSU.

A native of West Columbia, S.C., Jones posted the highest rushing performance by a Wofford fullback since Tony Hudson ran for 146 yards and two touchdowns on 23 attempts in the 1999 season finale at Louisiana-Lafayette. Jones has the Terriers' top three rushing games this season.

Jones ranks fifth in the SoCon and in a tie for 36th nationally in rushing with his average of 90.2 yards per game. He has 451 yards and five touchdowns on a 5.2 per carry mark.

Fuqua, an All-SoCon performer each of his first two seasons, totaled 11 tackles (nine solo) against the Catamounts. Included in that total were two stops behind the line of scrimmage. He also had a quarterback hurry.

The junior from Danville, Ky., now has 30 tackles for a loss in his career as he continues to close in on the Wofford record of 38, established last year by graduated All-America defensive tackle Brian Bodor.

From: Mark Cohen cohenm@wofford.edu

Subject: Mathis Named SoCon Defensive Player of the Week

Date: February 18, 2002 at 10:41 AM

To: Tom Brown tbrown189_@hotmail.com, Todd Shanesy todd.shanesy@shj.com, Steve Shutt sshutt@socon.org, Mark Hauser hausersouth@aol.com, Pete Yanity pyanity@wsps.com, Jim Seay infohold@juno.com, Otto Fad cfaa@tampabay.rr.com, Andy Rhinehart andy.rhinehart@shj.com, sports@shj.com, The State statesports@thestate.com, Greg McKinney gregmckinney4@home.com, Mark Cohen cohenm@wofford.edu, Phillip Stone stonerp@wofford.edu, Keith Scripc kscripc@fox21.com, Joe Dwyer jdwyer@collegeinsider.com, sports@greenvillenews.com, Jim Rice jrice@greenvillenews.com, Rudy Jones rjones@greenvillenews.com, newsroom@sportsticker.com, Thom Henson perryv@spartanburg.net, Eric Welch ewelch@csc.edu, Mandi Copeland mcopeland@socon.org, Phil Kornblut philtalk@aol.com, Rusty Rabon rrabon@ciu.edu, Tom Didato sports@chronicle-independent.com, Ron Wagner sports@hendersonvillenews.com, Rich Chrampanis 15sports@wpde.com, Greg Thome gthome@earthlink.com, WD Fisher onesports@abts.net, Thom Henson hensontm@wofford.edu, Paul Johnson pjohanson@wcyb.com, David Jackson jacksondm@appstate.edu, Bob Gillespie bgillespie@thestate.com, Tony Moss tmoss@sportsnetwork.com, Rick Henry rhenry@wis-tv.com, Geoff Hart gshart@hearst.com, Traci Tuohy traci.tuohy@sportsticker.com, Lou Monaco lou.monaco@sportsticker.com, Fred Cunningham fcunningham@wsps.com, Ken Griner kgriner@wsps.com, Bob Mihalic bmihalic@hearst.com, Phil Aldridge paldrigg@fox21.com, ESPN ncaa@espn.com, Pete Iacobelli piacobelli@ap.org, Associated Press apcolumbia@ap.org, Adam Davis addavis@greenvillenews.com, Ann Green agreen@greenvillenews.com, Nate Ross nathanr@awod.com, Eric Gemunder iaapreview@hotmail.com, Ashley Jones amjones@foxsports.net, Steve Shutt sjshutt@yahoo.com, Mandi Copeland mansocon@aol.com, John Paquet jpaquet@cbs.com, Angela Lento alento@collegeinsider.com, Paul Gallant pgallant@islandtelecom.com, Malcolm DeWitt mdewitt@postandcourier.com, Post and Courier sportsdesk@postandcourier.com, Bill English BENGLISH@gw.uscs.edu, Carrie Fellrath fellrathcr@wofford.edu, Jim Fair jim.fair@shj.com, Ralph Patterson rpatterson@1070sports.com, Zackery Kick zkick@1070sports.com, Mickey Plyler mplyler@1070sports.com, sports@andersonsc.com, news@collegesportsnews.com, Charlotte Observer obsports@charlotteobserver.com, Ward Clayton wardc@augustachronicle.com, Doug Mittler doug.mittler@sportsticker.com, Keith Lunsford klunsford@1070sports.com, Wendi Nix wendinix@hotmail.com, everett german everett_german@hotmail.com, Henry Bright journalscene@charleston.net, Otto Fad otto.fad@collegesportingnews.com, ralph wallace ralph.wallace@collegesportingnews.com, Kris Cook Kpccadno6@aol.com, csnmmedia@collegesportingnews.com, easmith@usatoday.com, Dave Link clink10379@aol.com, Jamie Kimbrough jkimbrough@foxsports.net, Jimmy Watt wattman_1@hotmail.com, Matt Park mattpark1@yahoo.com, Ric Garni Rgarni@wis-tv.com, Nat Newell nnewell@thestate.com

Wofford College inside linebacker Robert Mathis has been named the Southern Conference Defensive Player of the Week for his performance in Saturday's 35-10 win over Charleston Southern.

Mathis totaled a game-high 15 tackles while playing just three quarters. He tied single-game school records in tackles for loss (five) and sacks (three), including sacks on consecutive plays in the third quarter. Mathis also had an interception to set up a Wofford touchdown as well as a pass breakup.

A junior from Cross, S.C., Mathis keyed a Terrier defense that limited Charleston Southern to two yards rushing and 193 yards of offense.

Mathis is the fifth Wofford player to receive SoCon Defensive Player of the Week honors. Previous Terrier winners were Ben Dae (1999), Hondre McNeil (1999), Brian Bodor (2000), and Kevin Hudson (2000).

From: Mark Cohen cohenm@wofford.edu
Subject: McCoy, Fuqua, and Mathis Share Wofford POTW Honors
Date: February 18, 2002 at 10:40 AM

MC

To: Tom Brown tbrown189_@hotmail.com, Todd Shanesy todd.shanesy@shj.com, Steve Shutt sshutt@socon.org, Mark Hauser hausersouth@aol.com, Pete Yanity pyanity@wsps.com, Jim Seay infohold@juno.com, Otto Fad ofad@tampabay.rr.com, Andy Rhinehart andy.rhinehart@shj.com, sports@shj.com, The State statesports@thestate.com, Greg McKinney gregmckinney4@home.com, Mark Cohen cohenm@wofford.edu, Phillip Stone stonerp@wofford.edu, Keith Scripc kscripc@fox21.com, Joe Dwyer jdwyer@collegeinsider.com, sports@greenvillenews.com, Jim Rice jrice@greenvillenews.com, Rudy Jones rjones@greenvillenews.com, newsroom@sportsticker.com, Thom Henson perryv@spartanburg.net, Eric Welch ewelch@csc.edu, Mandi Copeland mcopeland@socon.org, Phil Kornblut philtalk@aol.com, Rusty Rabon rrabon@ciu.edu, Tom Didato sports@chronicle-independent.com, Ron Wagner sports@hendersonvillenews.com, Rich Chrampanis 15sports@wpde.com, Greg Thome gthome@earthlink.com, WD Fisher onesports@abts.net, Thom Henson hensontm@wofford.edu, Paul Johnson pjohanson@wcyb.com, David Jackson jacksondm@appstate.edu, Bob Gillespie bgillespie@thestate.com, Tony Moss tmoss@sportsnetwork.com, Rick Henry rhenry@wis-tv.com, Geoff Hart gshart@hearst.com, Traci Tuohy traci.tuohy@sportsticker.com, Lou Monaco lou.monaco@sportsticker.com, Fred Cunningham fcunningham@wsps.com, Ken Griner kgriner@wsps.com, Bob Mihalic bmihalic@hearst.com, Phil Aldridge paldrigg@fox21.com, ESPN ncaa@espn.com, Pete Iacobelli piacobelli@ap.org, Associated Press apcolumbia@ap.org, Adam Davis addavis@greenvillenews.com, Ann Green agreen@greenvillenews.com, Nate Ross nathanr@awod.com, Eric Gemunder iaapreview@hotmail.com, Ashley Jones amjones@foxsports.net, Steve Shutt sjshutt@yahoo.com, Mandi Copeland mansocon@aol.com, John Paquet jpaquet@cbs.com, Angela Lento alento@collegeinsider.com, Paul Gallant pgallant@islandtelecom.com, Malcolm DeWitt mdewitt@postandcourier.com, Post and Courier sportsdesk@postandcourier.com, Bill English BENGLISH@gw.uscs.edu, Carrie Fellrath fellrathcr@wofford.edu, Jim Fair jim.fair@shj.com, Ralph Patterson rpatterson@1070sports.com, Zackery Kick zkick@1070sports.com, Mickey Plyler mplyler@1070sports.com, sports@andersonsc.com, news@collegesportsnews.com, Charlotte Observer obsports@charlotteobserver.com, Ward Clayton wardc@augustachronicle.com, Doug Mittler doug.mittler@sportsticker.com, Keith Lunsford klunsford@1070sports.com, Wendi Nix wendinix@hotmail.com, everett german everett_german@hotmail.com, Henry Bright journalscene@charleston.net, ralph wallace ralph.wallace@collegesportingnews.com, Kris Cook Kpccadno6@aol.com, csmedia@collegesportingnews.com, easmith@usatoday.com, Dave Link clink10379@aol.com, Jamie Kimbrough jkimbrough@foxsports.net, Jimmy Watt wattman_1@hotmail.com, Matt Park mattpark1@yahoo.com, Ric Garni Rgarni@wis-tv.com, Nat Newell nnewell@thestate.com, Newberry Observer sports@newberryobserver.com, editors@basketballamerica.com, Tom Hayes thayes@icbcs.com, Will Vandervort wvandervort@msmgmt.com, Florence Morning News sports@florencenews.com, Asheville Citizen-Times actsports@hotmail.com

Halfback Jesse McCoy will be honored by The Spartanburg Touchdown Club as the Wofford Offensive Player of the Week with nose tackle Nathan Fuqua and inside linebacker Robert Mathis sharing defensive accolades from this past weekend's Georgia Southern game.

McCoy rushed for a team-high 76 yards on nine carries while adding an eight-yard pass reception. A junior from Acworth, Ga., McCoy is Wofford's career leader in average yards per carry at 7.071, just ahead of former Terrier quarterback great Shawn Graves (7.025, 1989-92). The 1999 SoCon Freshman of the Year, McCoy has rushed for 1,683 yards in his career. He totaled 1,077 all-purpose yards this year.

Fuqua totaled seven tackles (four solo), including one for a loss to give him 39 career stops behind the line of scrimmage and the top spot all-time at Wofford. He also had a quarterback hurry in the game. The junior from Danville, Ky., is a three-time All-SoCon selection.

Mathis had 11 solo stops among 12 total tackles in the game. The junior from Cross, S.C., played through a series of injuries this year to rank third on the Terriers with 66 tackles.

From: Mark Cohen cohenm@wofford.edu
Subject: McNair and Corn Garner Wofford POTW Honors
Date: February 18, 2002 at 10:40 AM

MC

To: Tom Brown tbrown189_@hotmail.com, Todd Shanesy todd.shanesy@shj.com, Steve Shutt sshutt@socon.org, Mark Hauser hausersouth@aol.com, Pete Yanity pyanity@wsps.com, Jim Seay infohold@juno.com, Otto Fad ofad@tampabay.rr.com, Andy Rhinehart andy.rhinehart@shj.com, sports@shj.com, The State statesports@thestate.com, Greg McKinney gregmckinney4@home.com, Mark Cohen cohenm@wofford.edu, Phillip Stone stonerp@wofford.edu, Keith Scripc kscripc@fox21.com, Joe Dwyer jdwyer@collegeinsider.com, sports@greenvillenews.com, Jim Rice jrice@greenvillenews.com, Rudy Jones rjones@greenvillenews.com, newsroom@sportsticker.com, Thom Henson perryv@spartanburg.net, Eric Welch ewelch@csc.edu, Mandi Copeland mcopeland@socon.org, Phil Kornblut philtalk@aol.com, Rusty Rabon rrabon@ciu.edu, Tom Didato sports@chronicle-independent.com, Ron Wagner sports@hendersonvillenews.com, Rich Chrampanis 15sports@wpde.com, Greg Thome gthome@earthlink.com, WD Fisher onesports@abts.net, Thom Henson hensontm@wofford.edu, Paul Johnson pjohanson@wcyb.com, David Jackson jacksondm@appstate.edu, Bob Gillespie bgillespie@thestate.com, Tony Moss tmoss@sportsnetwork.com, Rick Henry rhenry@wis-tv.com, Geoff Hart gshart@hearst.com, Traci Tuohy traci.tuohy@sportsticker.com, Lou Monaco lou.monaco@sportsticker.com, Fred Cunningham fcunningham@wsps.com, Ken Griner kgriner@wsps.com, Bob Mihalic bmihalic@hearst.com, Phil Aldridge paldrigg@fox21.com, ESPN ncaa@espn.com, Pete Iacobelli piacobelli@ap.org, Associated Press apcolumbia@ap.org, Adam Davis addavis@greenvillenews.com, Ann Green agreen@greenvillenews.com, Nate Ross nathanr@awod.com, Eric Gemunder iaapreview@hotmail.com, Ashley Jones amjones@foxsports.net, Steve Shutt sjshutt@yahoo.com, Mandi Copeland mansocon@aol.com, John Paquet jpaquet@cbs.com, Angela Lento alento@collegeinsider.com, Paul Gallant pgallant@islandtelecom.com, Malcolm DeWitt mdewitt@postandcourier.com, Post and Courier sportsdesk@postandcourier.com, Bill English BENGLISH@gw.uscs.edu, Carrie Fellrath fellrathcr@wofford.edu, Jim Fair jim.fair@shj.com, Ralph Patterson rpatterson@1070sports.com, Zackery Kick zkick@1070sports.com, Mickey Plyler mplyler@1070sports.com, sports@andersonsc.com, news@collegesportsnews.com, Charlotte Observer obsports@charlotteobserver.com, Ward Clayton wardc@augustachronicle.com, Doug Mittler doug.mittler@sportsticker.com, Keith Lunsford klunsford@1070sports.com, Wendi Nix wendinix@hotmail.com, everett german everett_german@hotmail.com, Henry Bright journalscene@charleston.net, ralph wallace ralph.wallace@collegesportingnews.com, Kris Cook Kpccadno6@aol.com, csmedia@collegesportingnews.com, easmith@usatoday.com, Dave Link clink10379@aol.com, Jamie Kimbrough jkimbrough@foxsports.net, Jimmy Watt wattman_1@hotmail.com, Matt Park mattpark1@yahoo.com, Ric Garni Rgarni@wis-tv.com, Nat Newell nnewell@thestate.com, Newberry Observer sports@newberryobserver.com, editors@basketballamerica.com, Tom Hayes thayes@icbsc.com, Will Vandervort wvandervort@msmgmt.com, Florence Morning News sports@florencenews.com, Asheville Citizen-Times actsports@hotmail.com

Fullback J.R. McNair and outside linebacker Chase Corn will be honored by the Spartanburg Touchdown Club on Friday as the Wofford Offensive and Defensive Players of the Week for their performance in Saturday's 13-0 win at The Citadel.

McNair topped the Terrier rushing attack with a career-high 98 yards on 18 carries, including a career-long 39-yard scoring run to give Wofford a 7-0 lead early in the second quarter. A sophomore from Jonesboro, Ga., McNair is the Terriers' second-leading rusher with 371 yards this season. He also ranks second on the team with six touchdowns.

Corn, also the SoCon Defensive Player of the Week, had two key sacks while forcing a fumble that led to a Wofford score. The junior from Spartanburg, S.C., totaled 11 tackles in the game with three of those for a loss, including the two sacks.

The Terriers limited The Citadel to 174 yards of total offense in posting their first shutout of a SoCon team since beginning league play in 1997.

From: Mark Cohen cohenm@wofford.edu
Subject: McNair and Nelson Receive Wofford POTW Honors
Date: February 18, 2002 at 10:41 AM

To: Tom Brown tbrown189_@hotmail.com, Todd Shanesy todd.shanesy@shj.com, Steve Shutt sshutt@socon.org, Mark Hauser hausersouth@aol.com, Pete Yanity pyanity@wsps.com, Jim Seay infohold@juno.com, Otto Fad cfaa@tampabay.rr.com, Andy Rhinehart andy.rhinehart@shj.com, sports@shj.com, The State statesports@thestate.com, Greg McKinney gregmckinney4@home.com, Mark Cohen cohenm@wofford.edu, Phillip Stone stonerp@wofford.edu, Keith Scripc kscripc@fox21.com, Joe Dwyer jdwyer@collegeinsider.com, sports@greenvillenews.com, Jim Rice jrice@greenvillenews.com, Rudy Jones rjones@greenvillenews.com, newsroom@sportsticker.com, Thom Henson perryv@spartanburg.net, Eric Welch ewelch@csc.edu, Mandi Copeland mcopeland@socon.org, Phil Kornblut philtalk@aol.com, Rusty Rabon rrabon@ciu.edu, Tom Didato sports@chronicle-independent.com, Ron Wagner sports@hendersonvillenews.com, Rich Chrampanis 15sports@wpde.com, Greg Thome gthome@earthlink.com, WD Fisher onesports@abts.net, Thom Henson hensontm@wofford.edu, Paul Johnson pjohanson@wcyb.com, David Jackson jacksondm@appstate.edu, Bob Gillespie bgillespie@thestate.com, Tony Moss tmoss@sportsnetwork.com, Rick Henry rhenry@wis-tv.com, Geoff Hart gshart@hearst.com, Traci Tuohy traci.tuohy@sportsticker.com, Lou Monaco lou.monaco@sportsticker.com, Fred Cunningham fcunningham@wsps.com, Ken Griner kgriner@wsps.com, Bob Mihalic bmihalic@hearst.com, Phil Aldridge paldrigg@fox21.com, ESPN ncaa@espn.com, Pete Iacobelli piacobelli@ap.org, Don Harris dwharris@mindspring.com, Associated Press apcolumbia@ap.org, Adam Davis addavis@greenvillenews.com, Ann Green agreen@greenvillenews.com, Nate Ross nathanr@awod.com, Eric Gemunder iaapreview@hotmail.com, Ashley Jones amjones@foxsports.net, Steve Shutt sjshutt@yahoo.com, Mandi Copeland mansocon@aol.com, John Paquet jpaquet@cbs.com, Angela Lento alento@collegeinsider.com, Paul Gallant pgallant@islandtelecom.com, Malcolm DeWitt mdewitt@postandcourier.com, Post and Courier sportsdesk@postandcourier.com, Bill English BENGLISH@gw.uscs.edu, Carrie Fellrath fellrathcr@wofford.edu, Jim Fair jim.fair@shj.com, Ralph Patterson rpatterson@1070sports.com, Zackery Kick zkick@1070sports.com, Mickey Plyler mplyer@1070sports.com, sports@andersonsc.com, news@collegesportsnews.com, Charlotte Observer obsports@charlotteobserver.com, Ward Clayton wardc@augustachronicle.com, Doug Mittler doug.mittler@sportsticker.com, Keith Lunsford klunsford@1070sports.com, Wendi Nix wendinix@hotmail.com, everett german everett_german@hotmail.com, Henry Bright journalscene@charleston.net, Otto Fad otto.fad@collegesportingnews.com, ralph wallace ralph.wallace@collegesportingnews.com, Kris Cook Kpccadno6@aol.com, csnmmedia@collegesportingnews.com, easmith@usatoday.com, Dave Link clink10379@aol.com, Jamie Kimbrough jkimbrough@foxsports.net, Jimmy Watt wattman_1@hotmail.com, Matt Park mattpark1@yahoo.com, Ric Garni Rgarni@wis-tv.com, Nat Newell nnewell@thestate.com

Running back J.R. McNair and safety Matt Nelson have been selected by the Spartanburg Touchdown Club as the Wofford Offensive and Defensive Players of the Week for their performance in Saturday's Clemson game. They will be honored Friday at the Touchdown Club's weekly luncheon.

McNair led a Wofford rushing attack that gained 276 yards, the second-highest total surrendered in the three-year tenure of Clemson Head Coach Tommy Bowden. A sophomore Dean's List student from Jonesboro, Ga., McNair rushed for 68 yards on 10 carries. His 65 first-half yards surpassed his total of 43 yards on 14 carries for all of last season.

A sophomore from Grove City, Ohio, Nelson totaled eight solo tackles, including one for a loss, while also forcing a fumble. He played both the free and strong safety positions.

From: Mark Cohen cohenm@wofford.edu
Subject: Nash and McNeil Receive Wofford POTW Honors
Date: February 18, 2002 at 10:40 AM

MC

To: Tom Brown tbrown189_@hotmail.com, Todd Shanesy todd.shanesy@shj.com, Steve Shutt sshutt@socon.org, Mark Hauser hausersouth@aol.com, Pete Yanity pyanity@wsps.com, Jim Seay infohold@juno.com, Otto Fad ofad@tampabay.rr.com, Andy Rhinehart andy.rhinehart@shj.com, sports@shj.com, The State statesports@thestate.com, Greg McKinney gregmckinney4@home.com, Mark Cohen cohenm@wofford.edu, Phillip Stone stonerp@wofford.edu, Keith Scripc kscripc@fox21.com, Joe Dwyer jdwyer@collegeinsider.com, sports@greenvillenews.com, Jim Rice jrice@greenvillenews.com, Rudy Jones rjones@greenvillenews.com, newsroom@sportsticker.com, Thom Henson perryv@spartanburg.net, Eric Welch ewelch@csc.edu, Mandi Copeland mcopeland@socon.org, Phil Kornblut philtalk@aol.com, Rusty Rabon rrabon@ciu.edu, Tom Didato sports@chronicle-independent.com, Ron Wagner sports@hendersonvillenews.com, Rich Chrampanis 15sports@wpde.com, Greg Thome gthome@earthlink.com, WD Fisher onesports@abts.net, Thom Henson hensontm@wofford.edu, Paul Johnson pjohanson@wcyb.com, David Jackson jacksondm@appstate.edu, Bob Gillespie bgillespie@thestate.com, Tony Moss tmoss@sportsnetwork.com, Rick Henry rhenry@wis-tv.com, Geoff Hart gshart@hearst.com, Traci Tuohy traci.tuohy@sportsticker.com, Lou Monaco lou.monaco@sportsticker.com, Fred Cunningham fcunningham@wsps.com, Ken Griner kgriner@wsps.com, Bob Mihalic bmihalic@hearst.com, Phil Aldridge paldrigg@fox21.com, ESPN ncaa@espn.com, Pete Iacobelli piacobelli@ap.org, Associated Press apcolumbia@ap.org, Adam Davis addavis@greenvillenews.com, Ann Green agreen@greenvillenews.com, Nate Ross nathanr@awod.com, Eric Gemunder iaapreview@hotmail.com, Ashley Jones amjones@foxsports.net, Steve Shutt sjshutt@yahoo.com, Mandi Copeland mansocon@aol.com, John Paquet jpaquet@cbs.com, Angela Lento alento@collegeinsider.com, Paul Gallant pgallant@islandtelecom.com, Malcolm DeWitt mdewitt@postandcourier.com, Post and Courier sportsdesk@postandcourier.com, Bill English BENGLISH@gw.uscs.edu, Carrie Fellrath fellrathcr@wofford.edu, Jim Fair jim.fair@shj.com, Ralph Patterson rpatterson@1070sports.com, Zackery Kick zkick@1070sports.com, Mickey Plyler mplyler@1070sports.com, sports@andersonsc.com, news@collegesportsnews.com, Charlotte Observer obsports@charlotteobserver.com, Ward Clayton wardc@augustachronicle.com, Doug Mittler doug.mittler@sportsticker.com, Keith Lunsford klunsford@1070sports.com, Wendi Nix wendinix@hotmail.com, everett german everett_german@hotmail.com, Henry Bright journalscene@charleston.net, ralph wallace ralph.wallace@collegesportingnews.com, Kris Cook Kpccadno6@aol.com, csmedia@collegesportingnews.com, easmith@usatoday.com, Dave Link clink10379@aol.com, Jamie Kimbrough jkimbrough@foxsports.net, Jimmy Watt wattman_1@hotmail.com, Matt Park mattpark1@yahoo.com, Ric Garni Rgarni@wis-tv.com, Nat Newell nnewell@thestate.com, Newberry Observer sports@newberryobserver.com

Wide receiver Curtis Nash and outside linebacker Hondre McNeil will be honored this week by the Spartanburg Touchdown Club as the Wofford Offensive and Defensive Players of the Week for their performance in Saturday's game at Chattanooga.

Nash, a sophomore from Spartanburg, S.C., had three receptions for 61 yards, including an eight-yard grab in the end zone for his first collegiate touchdown. The Dorman High School graduate also had catches of 24 and 29 yards.

McNeil tied a single-game school record with three sacks, all coming on consecutive plays in the second quarter. The first sack resulted in a safety and Wofford's first points of the game. On Chattanooga's next possession, McNeil recorded sacks on the first two snaps.

The senior from Lake View, S.C., totaled nine tackles, six solo, and a pass breakup in his first start since suffering a torn ACL in the third game of last season.