

Wofford College

## Digital Commons @ Wofford

---

Media Guides

Athletics

---

11-1-2022

### Womens Basketball Media Guide 2022-23

Wofford College. Department of Athletics

Follow this and additional works at: <https://digitalcommons.wofford.edu/mediaguides>

---

#### Recommended Citation

Wofford College. Department of Athletics, "Womens Basketball Media Guide 2022-23" (2022). *Media Guides*. 144.

<https://digitalcommons.wofford.edu/mediaguides/144>

This Book is brought to you for free and open access by the Athletics at Digital Commons @ Wofford. It has been accepted for inclusion in Media Guides by an authorized administrator of Digital Commons @ Wofford. For more information, please contact [stonerp@wofford.edu](mailto:stonerp@wofford.edu).

# WOFFORD

## 2022-23 WOMEN'S BASKETBALL MEDIA GUIDE



### 2022-23 TERRIERS

**Back Row** (left to right): Jimmy Garrity, Trent Bunn, Paul Koier, Sydnee Richetto, Indiya Clarke, Lilly Hatton, Abbey Crawford, Jessie Parish, Helen Matthews, Libby Privett, Anthoni Taylor, Ashley Raley-Ross, Mike Merrill

**Front Row** (left to right): Bethany Lindler, Lauren Scalise, Ja'Rae Smith, Rachael Rose, Jackie Carman, Annabelle Schultz, Sophie Smith, Zoe Picard, Audrey Beaton

### 2022-23 SCHEDULE

DAY	DATE	OPPONENT
Monday	November 7	at Youngstown State
Thursday	November 10	at Clemson
Wednesday	November 16	Coastal Carolina
Saturday	November 19	at High Point
Tuesday	November 22	at UNC Wilmington
Monday	November 28	Southern Wesleyan
Wednesday	November 30	Davidson ^
Saturday	December 3	App State
Tuesday	December 5	Emory & Henry
Sunday	December 11	at North Carolina
Saturday	December 17	at Bellarmine
Monday	December 19	at UNC Asheville
Tuesday	December 27	at Tennessee
Saturday	December 31	Erskine
Thursday	January 5	Furman *
Thursday	January 12	at Western Carolina *
Saturday	January 14	at UNCG *
Thursday	January 19	Chattanooga *

DAY	DATE	OPPONENT
Saturday	January 21	ETSU *
Thursday	January 26	at Mercer *
Saturday	January 28	at Samford *
Saturday	February 4	at Furman *
Thursday	February 9	UNCG *
Saturday	February 11	Western Carolina *
Thursday	February 16	at ETSU *
Saturday	February 18	at Chattanooga *
Thursday	February 23	Samford *
Saturday	February 25	Mercer *
Thursday	March 2	SoCon Quarterfinals %
Friday	March 3	SoCon Semifinals %
Sunday	March 4	SoCon Championship %

^ Education Day  
 \* Southern Conference Game  
 % Southern Conference Tournament (Asheville, NC)

### CONTENTS

TV/Radio Chart.....	Inside Front Cover
Introduction/Schedule .....	1
Quick Facts/Media Information .....	2-3
Wofford .....	4-6
Terriers in the Pros.....	7
Richardson Indoor Stadium.....	8
Strength and Conditioning.....	9
Richardson Athletic Building.....	10
Benjamin Johnson Arena .....	11
Spartanburg / Wofford .....	12-13
Season Outlook / Roster .....	14-15
Coach Jimmy Garrity .....	16-17
Coaching Staff / Support Staff .....	18-19
Terrier Bios.....	20-39
2021-22 in Review .....	40-55
All-Time Roster.....	56
Terrier Honors and Awards .....	57
Record Book .....	58-69
All-Time Schedule/Results .....	70-76
All-Time Record vs. Opponents.....	77-84
Southern Conference.....	85-86
Wofford Administration & Staff.....	87-92
Phi Beta Kappa.....	93
Hall of Fame .....	94-95
Misc. / Picture of the Year .....	96





**GENERAL INFORMATION**

Location .....Spartanburg, SC  
 Founded..... 1854  
 Enrollment ..... 1,750  
 Affiliation..... NCAA Division I (FCS)  
 Conference ..... Southern  
 Colors / Nickname ..... Old Gold (PMS 873) and Black / Terriers  
 President ..... Dr. Nayef Samhat (George Washington '83)  
 Faculty Athletic Representative.....Dr. Jameica Hill (Wofford '88)  
 Athletic Director .....Richard Johnson (The Citadel '76)  
 Athletic Department Phone ..... (864) 597-4090  
 Mailing Address ..... 429 N. Church Street, Spartanburg, SC 29303  
 Athletics Web Site.....www.woffordterriers.com

**CAMPUS ADMINISTRATION**

President ..... Dr. Nayef Samhat (George Washington '83)  
 Faculty Athletic Representative ..... Dr. Jameica Hill (Wofford '88)  
 Athletic Director ..... Richard Johnson (The Citadel '76)  
 Athletic Department Phone ..... (864) 597-4090  
 Mailing Address ..... 429 N. Church Street, Spartanburg, SC 29303

**JERRY RICHARDSON INDOOR STADIUM**

Seating..... 3,400  
 Date Opened ..... November 16, 2017 (104-57 win over Southern Wesleyan)  
 Record in Stadium ..... 38-16 (Four seasons)  
 Largest Crowd ..... 1,854 (February 14, 2019 vs. ETSU)

**COACHING STAFF**

Head coach..... Jimmy Garrity (7th Season)  
 Alma mater (year)..... Elon (1989)  
 Wofford record (6 years).....84-92  
 Overall record..... 150-118 (10th year)  
 Office phone..... (864) 597-4151  
 Office fax..... (864) 597-4112  
 Email..... garrityjj@wofford.edu  
 Associate head coach ..... Mike Merrill (7th Season)  
 Alma mater (year).....UNC Wilmington (1997)  
 Office Phone..... (864) 597-4119  
 Email..... merrillma@wofford.edu  
 Assistant coach .....Trent Bunn (6th Season)  
 Alma mater (year)..... North Carolina (2001)  
 Email..... bunnwt@wofford.edu  
 Office Phone..... (864) 597-4122  
 Assistant coach ..... Ashley Raley-Ross (1st Season)  
 Alma mater (year)..... Queens (2010)  
 Office phone..... (864) 597-4121  
 Email..... raleyrossad@wofford.edu  
 Athletic Trainer ..... Anthoni Taylor

**2021-22 SEASON IN REVIEW**

Overall record..... 17-14  
 SoCon record ..... 11-3 (Second)  
 Starters returning/lost ..... 2 / 3  
 Letterwinners returning/lost..... 7 / 6  
 Newcomers ..... 5  
 Returning Scoring Leader..... Jackie Carman (12.4 ppg)  
 Returning Rebound Leader ..... Lilly Hatton (5.8 rpg)  
 Returning Assists Leader .....Helen Matthews (1.7 apg)

**ATHLETIC ADMINISTRATION**

Athletic Director .....Richard Johnson  
 Deputy Athletic Director - External/SWA ..... Elizabeth Rabb  
 Associate AD/Athletic Communications..... Brent Williamson  
 Associate AD/Development ..... Luke Feisal  
 Associate AD/Operations .....Stanley Broaden  
 Assistant AD/Business and Finance ..... Ryan Price  
 Assistant AD/Marketing and Video ..... Addison Harvey  
 Director of Facilities..... Andy Kiah  
 Director of Compliance ..... Sam Keenan  
 Director of Video Services ..... Omar Elmore  
 Assistant Director Athletic Communications..... Wyatt Streett  
 Ticket Manager .....Shelby Taylor  
 Terrier Club/Member Services and Event Coordinator..... Amber Autry  
 Terrier Club/Athletic Development Coordinator .....Stephanie Lancaster  
 Jerry Richardson Indoor Stadium Building Manager .....Byron Rucker  
 Wofford Sports Properties, General Manager ..... Brian Sullivan  
 Wofford Sports Properties, Account Executive..... Benton Snyder  
 Media Relations Intern ..... Anthony Roberts  
 Marketing and Promotions Intern ..... TBA  
 Graphic Design Intern..... Gracie Pall  
 Video Production Coordinator Intern .....Megan Fleming

**CREDITS**

The 2022-23 Wofford College women's basketball media guide is a publication of the Wofford athletic media relations office. Editors: Brent Williamson and Wyatt Streett. Research conducted by Phillip Stone of the Wofford Library Archives. Photographs provided by Willis Glassgow, Mark Olencki, Trent Brock, Kelly Morris and John Byrum. Headshots by Mark Olencki. Cover designed by Karyn Davis from Wofford's Office of Marketing and Communications. Printed November 2022.

**WOFFORD COLLEGE MISSION STATEMENT**

Wofford's mission is to provide superior liberal arts education that prepares its students for extraordinary and positive contributions to a global society. The focus of Wofford's mission is upon fostering commitment to excellence in character, performance, leadership, service to others and lifelong learning. Wofford strives for sustainability in all aspects of college life through respect for the environment and through our core values.

**DIRECTIONS TO CAMPUS**

*Please note Business 85 is under construction and alternate routes may be needed.*

**From the West/GSP Airport:** Take I-85 north to exit 69 (Business 85 North). Exit at 5A, I-585 South/US 176. After 2.5 miles, turn right on McCravy, then left at the light on Wood Street, which turns into Cummings Street. Street leads to Gibbs Stadium/Richardson Indoor Stadium and campus.

**From the North:** Take I-26 east to exit 15 (US 176). Follow for 7 miles. Turn right on McCravy, then left at the light on Wood Street, which turns into Cummings Street. Street leads to Gibbs Stadium/Richardson Indoor Stadium and campus.

**From the East/Charlotte Airport:** Take I-85 south to exit 77 (Business 85 South). Exit at 5A, I-585 South/US 176. After 2.5 miles, turn right on McCravy, then left at the light on Wood Street, which turns into Cummings Street. Street leads to Gibbs Stadium/Richardson Indoor Stadium and campus.

**From the South:** Take I-26 west to exit 21B (US 29 North). After 3.5 miles, turn left on St. John Street. Turn left at North Church Street. Turn right on Evins Street to reach the athletic facilities.

*Wofford College does not discriminate on the basis of race, color, creed, religion, sex, age, national origin, disability, veteran status, sexual orientation or any legally protected status.*

**TITLE IX and ADA Coordinator**

Matt Hammett  
 429 North Church Street  
 Spartanburg, SC 29303-3663  
 864-597-4048

**TITLE IX Deputy Coordinator**

Director of Human Resources  
 429 North Church Street  
 Spartanburg, SC 29303-3663  
 864-597-4230

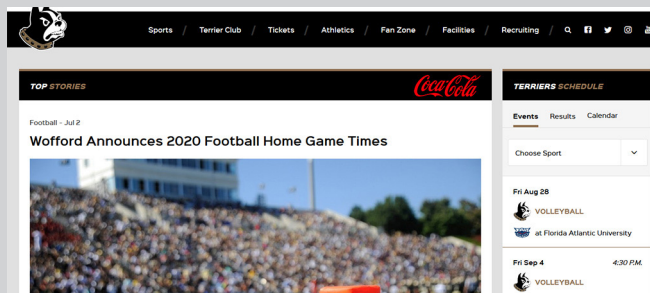


**ATHLETIC COMMUNICATIONS**

Associate AD: Brent Williamson  
 Office Phone: 864-597-4093  
 E-Mail: williamsondb@wofford.edu  
 FAX: 864-597-4129  
 Press Box: 864-597-4478  
 Assistant Director for Athletic Communications/WBK SID: Wyatt Streett  
 E-Mail: streettw@wofford.edu  
 Office Phone: 864-597-4098  
 Athletic Communications Intern: Anthony Roberts  
 E-Mail: robertsaj@wofford.edu  
 Office Phone: 864-597-4092  
 Mailing Address: 429 North Church Street, Spartanburg, SC 29303  
 Gibbs Stadium Press Box: 864-597-4487  
 Jerry Richardson Indoor Stadium Press Row: 864-597-4487  
 Athletic website: www.woffordterriers.com

**WOFFORDTERRIERS.COM**

In the fall of 2018, Wofford College launched an updated website for athletics which can be found at www.woffordterriers.com. The site contains all the information any Terrier fan is looking for, including rosters, schedules, student-athlete bios, updated statistics and archives. Live stats for most sports are also provided. This season, the site will link with ESPN3 and ESPN+ to provide live video of a wide variety of events, including football, men's and women's basketball and baseball, on any device with a broadband connection.



Find us on

WOFFORD TERRIERS  
WOFFORD WBB



@WOFFORDTERRIERS  
@WOFFORD\_WBB



@WOFFORDTERRIERS  
@WOFFORD\_WBB

**CREDENTIALS**

Requests for working media credentials should be made to Athletic Communications, Wofford College, 429 N. Church Street, Spartanburg, SC 29303. Requests should be made one week in advance. Requests are screened with care to insure a working area.

**INTERVIEWS**

All interviews with members of the team during the season must be arranged through the Athletic Communications Office. The Wofford locker room and athletic training room in Richardson Indoor Stadium are closed at all times. Please call ahead and allow 24 hours to set up interviews with players. Arrangements will be made for telephone and in-person interviews at a time that is mutually agreeable to the reporter/broadcaster and the student-athlete. Any television crews wishing to tape an interview with Coach Garrity may do so daily before practice. Please call ahead to allow an office representative to help facilitate the interview.

**PARKING**

Parking for all members of the working media for Terrier home basketball games can be found directly across the street from Jerry Richardson Indoor Stadium.

**POSTGAME INTERVIEWS**

The Wofford locker room in the Richardson Indoor Stadium is CLOSED to the media after each game. Coach Garrity and requested student-athletes will meet with the media following each contest on the game floor.

**PHOTOGRAPHERS**

Photo passes for newspaper photographers are available from the Athletic Communications office. Freelance photographers are not credentialed unless on specific assignment. Photo passes entitle the photographer access to the sideline and the press box. At no times will photographers be allowed to shoot in the team bench areas.

**COMMUNICATIONS**

Wireless and hardwired internet service is available in the arena. One standard phone line is also located at each radio position. A photocopier is also available.

**PRESS BOX SERVICES**

Members of the media will be provided with game programs, flip cards, current statistics and pregame notes prior to the start of the game. Statistical summaries will be provided at halftime and postgame. There will also be pregame food service available to accredited media members.

**VIDEO HIGHLIGHTS**

Wofford can provide broadcast-quality video of home game highlights via FTP download or dropbox as requested. Contact the Director of Video Services for more information.

**NEWSPAPERS**

**SPARTANBURG HERALD-JOURNAL**

sports@shj.com  
 Eric Boynton, College Reporter  
 eric.boynton@shj.com  
 Sam Albuquerque, Reporter  
 Salbuquerque@gannett.com  
 864-562-7241  
 P.O. Box 1657  
 Spartanburg, SC 29304

**GREENVILLE NEWS**

sports@greenvillenews.com  
 Jim Rice, Sports Editor  
 jdrice@greenvillenews.com  
 Box 1688  
 Greenville, SC 29602  
 864-298-4135

**THE STATE**

statesports@thestate.com  
 Dwayne McLemore, Sports Editor  
 dmclemore@thestate.com

803-771-6161  
 Box 1333  
 Columbia, SC 29202  
 803-771-8470

**WIRE**

**THE ASSOCIATED PRESS**

apcolumbia@ap.org  
 Pete Iacobelli, Sports Editor  
 piacobelli@ap.org  
 1311 Marion Street  
 Columbia, SC 29201  
 803-799-5510  
 1-800-922-1565

**TELEVISION**

**WYFF-TV 4 (NBC)**

Marc Whiteman, Sports Director  
 marc.whiteman@hearst.com  
 Julia Morris, Reporter  
 julia.morris@hearst.com  
 205 Rutherford Street  
 Greenville, SC 29609

864-240-5264

**WLOS-TV 13 (ABC)**

sports@wlos.com  
 Chris Womack, Sports Anchor  
 cwomack@wlos.com  
 110 Technology Drive  
 Asheville, NC 28803  
 828-651-4563/4567

**WSPA-TV 7 (CBS)**

Pete Yanity, Sports Director  
 pyanity@wspa.com  
 864-587-5452  
 Todd Summers, Weekend Anchor  
 tsummers@wspa.com  
 Dan Vasko, Digital Sports Reporter  
 dvasko@wspa.com  
 250 International Drive  
 Spartanburg, SC 29303  
 864-576-7777  
 Sports: 864-587-5452

**WHNS-TV 21 (FOX)**

Beth Hoole, Sports Director  
 beth.hoole@foxcarolina.com  
 Mitchel Summers, Sports Anchor  
 mitchel.summers@foxcarolina.com  
 864-213-2121  
 21 Interstate Court  
 Greenville, SC 29615  
 foxcarolinanews@foxcarolina.com

**RADIO**

**Fox Sports Radio (1400 AM)**

www.spartanburgsportsradio.com  
 340 Garner Road  
 Spartanburg, SC 29303  
 Tyler Shugart, Sports Director  
 tyler@spartanburgsportsradio.com  
 Ryan Clary, Host  
 clary@spartanburgsportsradio.com  
 Studio: 864-468-1400

**ESPN UPSTATE (950 AM/97.1 FM)**

25 Garlington Rd.  
 Greenville, SC 29615

Marc Ryan, Host  
 MarcRyan@espnpustate.com  
 864-271-9200  
 Studio: 844-477-3776

**Sports Talk Radio Network**

Phil Kornblut  
 sportstalkradionetwork@gmail.com  
 PO Box 23592  
 Columbia, SC 29223  
 803-361-0926  
 Studio: 803-253-1947

**Wofford Sports Network**


Jim Noble, Play-by-Play  
 nobleje@mac.com  
 704-904-8350

Thom Henson, Color Analyst  
 hensonm@wofford.edu  
 864-597-4213

Van Hipp, Sideline Reporter  
 vhipp@americandefense.net







Wofford College, established in 1854, is a four-year, independent, residential liberal arts college located in Spartanburg, S.C. It offers a distinctive program with 26 major fields of study to a student body of 1,750 undergraduates.

Nationally known for the strength of its academic program, outstanding faculty, study abroad participation and successful graduates, Wofford ranks well in U.S. News & World Report, The Princeton Review, The Fiske Guide to College, Kiplinger's Personal Finance and the Open Doors Report on International Education Exchange, an organization that ranks Wofford #4 in the nation for study abroad participation.

Wofford has produced six Rhodes Scholars and is home to one of the nation's 290 Phi Beta Kappa chapters.

A leader in offering high-impact learning opportunities to students, Wofford encourages students to take advantage of all that Wofford, and through it the world, has to offer.

These opportunities include internships with scientific, corporate and non-profit organizations across the globe, undergraduate research opportunities, service-learning in the local community, international study abroad programming and a thriving host of co-curricular opportunities on campus.

One of those co-curricular offerings is the James-Atkins Fund, a student-managed and operated investment organization. The Mungo Exchange also prepares students for life after Wofford by offering professional development, career services, entrepreneurship programs and much more.


Student and residence life on campus include exciting Division I NCAA athletics, opportunities to participate in one of the college's Greek-letter fraternities or sororities, competitive intramurals, a diverse selection of clubs, student publications and a housing plan that helps students progress from first year through fourth in a close-knit community that builds independence. The residence life experience culminates in a final year in

The Village, beautiful, Charlestonian-style apartments designed to help transition students from college student to successful graduate.

Thanks to the generosity of alumnus and trustee Jerry Richardson '59, the Rosalind Sallenger Richardson Center for the Arts opened in May of 2017 and the Jerry Richardson Indoor Stadium to house new basketball and volleyball arenas opened in September of 2017. The new Greek Village was completed in the spring of 2016.

Additionally, the Chandler Center for Environmental Studies and Jerome Johnson Richardson Hall, a 150-bed residence hall, opened in the fall of 2020. Renovations to the library into an academic commons were completed in the fall of 2019. Burwell Dining Hall and Mungo Campus Life Center renovations were finalized in 2021 and a new softball stadium, along with improvements to Snyder Field were finished in the summer of 2022.

Wofford's entire 175-acre campus is a national arboretum, named the Roger Milliken Arboretum at Wofford College in honor of the late longtime trustee and benefactor.







Wofford offers distinctive learning opportunities that set it apart from other liberal arts colleges. A few of those high-impact educational experiences include:

**The Interim**, a January term that encourages students and faculty to explore new interests both on and off campus. A sampling of on-campus programs include: Knitting, Science and Art of Craft brewing, Breakout Games, and Yoga. Travel/study projects take students to Australia, China, Ireland, Germany, Japan and other sites around the world. Students also complete internships both locally and around the globe.

**The Bonner Scholar** program, a service-learning scholarship program that places deserving students in volunteer positions throughout the community.

**The Mungo Exchange** is a place where students can build upon their liberal arts education by adding professional skills desired by employers and graduate schools. The Mungo Exchange includes the Career Center, whose events, programs and individual meetings are focused on our mission to prepare students for life after Wofford. The Office Entrepreneurship + Innovation serves as the hub and resource center for innovation on Wofford's campus, offering educational opportunities, resources, a community of support and professional connections to innovators and industry experts. International Programs, The Center for Community Based Learning and Undergraduate Research are also in the Mungo Exchange.

**Environmental Studies** provides a creative and supportive learning environment that helps students pursue their goals in the field of sustainability. It operates both on Wofford's campus and at the college's Goodall Environmental Studies Center at Glendale, S.C. The property where the center is located borders 19 acres of protected green space along Lawson's Fork Creek.

**Neuroscience**, a program that allows students to examine the nervous system and its regulation of behavior through an experimental approach, is offered

jointly by the Departments of Psychology and Biology.

**Computational Science**, a fast-growing interdisciplinary field that is at the intersection of the sciences, computer science and mathematics, involves learning to store, retrieve, process and visualize massive amounts of information in web-accessed databases.

**The Creative Writing Concentration**, a program led by outstanding published faculty authors that provides additional opportunities for students to hone their creative writing skills, earn coveted prizes and become published writers. The Wofford Writers Series brings published writers to campus to augment the Creative Writing Concentration.

**The Presidential International Scholar** program offers an opportunity for an outstanding, intel-

lectually gifted student to visit developing countries researching a specific academic area of interest. The student then returns to campus to share his or her experiences.

**Presidential Seminar**, a weekly seminar for outstanding seniors hosted by Wofford President Nayef H. Samhat. Seminar participants explore interdisciplinary subjects of current significance. The college now has a similar program for juniors.

**Liberty Fellowship** is a two-year leadership experience for young citizens of South Carolina with exemplary promise for societal achievement. The Liberty Fellowship is housed at the college and offered in partnership with South Carolina businessman Hayne Hipp and the Aspen Institute.

**ACADEMIC MAJORS**

- Accounting
- Art History
- Biology
- Business Economics
- Chemistry
- Chinese
- Computer Science
- Economics
- English
- Environmental Studies
- Finance
- French
- German
- Government
- History
- Humanities
- Intercultural Studies
- International Affairs
- Mathematics
- Philosophy
- Physics
- Psychology
- Religion
- Sociology and Anthropology
- Spanish
- Studio Art
- Theatre

**ACADEMIC MINORS**

- Accounting
- Arabic Studies
- Art History
- Business
- Chemistry
- Chinese Studies
- Computer Science
- Creative Writing
- Economics
- English
- Environmental Studies
- Film and Digital Media
- Finance
- Francophone Studies
- German Studies
- Government
- History
- International Affairs
- Mathematics
- Music (Performance and Non-Performance)
- Philosophy
- Physics
- Religion
- Sociology and Anthropology
- Studio Art
- Theatre

**PRE-PROFESSIONAL PROGRAMS**

- Teacher Education
- Pre-Engineering
- Pre-Dental
- Pre-Law
- Pre-Medical
- Pre-Ministry
- Pre-Pharmacy
- Pre-Veterinary Science
- Military Science / Army ROTC

**OTHER PROGRAMS**

- 19th Century Studies
- African/African-American Studies
- Asian Studies
- Classical Civilizations
- Computational Science
- Creative Writing
- Data Science
- Energy Studies
- Film and Digital Media
- Gender Studies
- Latin American and Caribbean Studies
- Medicine and the Liberal Arts
- Middle Eastern and North African Studies
- Neuroscience







Wofford alumni live in all 50 states and in over 30 foreign countries on six continents. They include six Rhodes Scholars, six Truman Scholars and two Barry M. Goldwater Scholars. Of 19,673 living alumni, 1,364 practice medicine, dentistry or other health care professions; 1,096 are attorneys or judges.

**MAJOR GENERAL RODNEY O. ANDERSON '79**

Retired deputy commanding general, XVIII Airborne Corps

**DAVID BRESENHAM '93**

Producer of "American Guns" and "Keeping Up With the Kardashians." Also has worked on "90 Day Fiance," "Big Brother," "Alaskan Steel Men" and "Whale Wars"

**HAROLD CHANDLER '71**

Former Chairman of the board, Milliken & Co.

**MICHAEL COPPS '63**

Former commissioner, FCC. Previously served as assistant secretary of commerce for trade development

**FISHER DeBERRY '60**

Former football coach at Air Force (1983-2006) and served as president of the American Football Coaches Association. Inducted into the College Football Hall of Fame in 2011

**DR. DENDY ENGELMAN '98**

Director of dermatologic surgery, New York Medical College; associate at Manhattan Dermatology and Cosmetic Surgery



**CHAD FIVEASH '94**

Writer and producer of television series such as "Kyle XY," "Glory Daze," "One Tree Hill," "Switched at Birth," "The Vampire Diaries" and "Gotham"

**VAN HIPPI JR. '82**

President and CEO, American Defense Institute

**PERRY HOLLOWAY '83**

Former U.S. Ambassador to Guyana

**BEN INGRAM '05**

Winner of 2014 "Jeopardy!" Tournament of Champions

**GEORGE DEAN JOHNSON JR. '64**

Founder and chairman of Johnson Development Associates Inc. and founder and former CEO and director of Extended Stay America Inc.

**MARGARET KEY '95**

CEO, Asia-Pacific, Burson-Marsteller

**CRAIG MELVIN '01**

Host of NBC's "Today Show"

**DANNY MORRISON '75**

Professor of Sport and Entertainment Management at the University of South Carolina and Executive Director of the Charlotte Sports Foundation. Previously served as athletics director at TCU and Wofford as well as commissioner of the Southern Conference. Also was president of the Carolina Panthers.

**WENDI NIX '96**

On-air talent for ESPN, covering NFL and college football, including host of "NFL Rewind" and "College Football Live"

**GREG O'DELL '92**

President for Venue Management at OVG360, overseeing 230 properties. As chief executive of the District of Columbia Sports and Entertainment Commission, he oversaw construction of the Washington Nationals Ballpark

**COSTA M. PLEICONES '62**

Served as chief justice of the S.C. Supreme Court in 2016

**STANLEY PORTER '89**

Managing director, Deloitte Consulting, Greater Washington, D.C., area

**JERRY RICHARDSON '59**

Co-founded Spartan Foods, which was the first franchisee of Hardee's. He later was the CEO of Flagstar. Founder of the Carolina Panthers.

**CATHERINE SMITH '91**

Professor, University of Denver Sturm College of Law; associate dean of institutional diversity and inclusiveness

**JOE TAYLOR '80**

Former Secretary of Commerce, state of South Carolina

**WALT WILKINS '96**

Former U.S. attorney, state of South Carolina. Currently solicitor for the 13th Judicial Circuit

**JOYCE PAYNE YETTE '80**

Managing director, general counsel, Promontory Financial Group







Dating back to 1919 when Frank Ellerbee played baseball for the Washington Senators, Wofford alumni have made an impact in professional sports. From basketball to baseball to football, golf and soccer, Wofford alumni are making their marks in professional leagues.

William McGirt has earned over \$10 million on the PGA Tour since earning his card in 2011. He won the 2016 Memorial Tournament. Andrew Novak earned his PGA Tour card in 2021, while Rob Galloway is playing on the ATP Tour. Forrest Lasso played professional soccer with FC Cincinnati in the MLS and overseas.


In basketball, Mike Lenzly was a member of the 2012 Great Britain Olympic Team. Additional Terriers who have played overseas recently include Noah Dahlman, Howard Wilkerson, Brad Loesing, Jamar Diggs, Lee Skinner, Karl Cochran, Spencer Collins, Justin Gordon, Eric Garcia, Cameron Jackson and Fletcher Magee.

Wofford also has been well represented in minor league baseball. Brandon Waring, Michael Gilmartin, Alex Wilson, Luke Leftwich, Will Stillman, Matt Milburn, Spencer Kulman, Kody Ruedisili, Jacob-Condra Bogan, Adam Scott, Brett Rodriguez, Colin Davis and Hayes Heinecke all were with teams in the last ten seasons. John Cornely made his MLB debut with the Atlanta Braves in 2015.

Over the past ten years, Andy Strickland (Atlanta and Jacksonville), Tommy Irvin (Arizona), Pat Illig (Detroit), Kasey Redfern (Jacksonville, San Diego, Detroit and Dallas), Alvin Scioneaux (San Diego), David Marvin (Atlanta), Miles Brown (Arizona), and Jojo Tillery (Tennessee) have been in NFL training camps. Brenton Bersin reached Super Bowl 50 in 2016 with the Panthers. Ameet Pall was the fifth overall pick in the 2012 CFL draft.



**Top:** William McGirt on the PGA Tour. **Above:** Mike Lenzly guards Kobe Bryant in an exhibition game before the 2012 Olympics. **Bottom:** John Cornely with the Gwinnett Braves. **Top Right:** Brad Loesing has played several seasons in Germany. **Bottom Right:** Forrest Lasso with FC Cincinnati in the MLS.







# RICHARDSON INDOOR STADIUM

## ***RICHARDSON INDOOR STADIUM***

A new era at Wofford began in 2018 with the opening of the Jerry Richardson Indoor Stadium. The new home of basketball and volleyball is adjacent to the north end of Gibbs Stadium, where the Terriers play football.

Wofford alumnus and trustee Jerry Richardson, Class of 1959, provided the gift to fund the facility that includes a 3,400-seat basketball arena and a 350-seat volleyball competition venue as well as offices, locker rooms, meeting rooms, training rooms and special fan areas, including several open-air suites. The facility replaces Benjamin Johnson Arena, which will continue to be used as a first-rate gymnasium for intramural and campus recreational activities.

The facility has already been able to attract top opponents for the basketball teams, including South Carolina, North Carolina, Harvard and Georgia Tech.


The Jerry Richardson Indoor Stadium also has a seating capacity for non-athletics functions, such as commencement and concerts, of 4,500. The facility includes "Club 51" for club seat holders, the "Boneyard" lounge in the student section, state of the art sound system and acoustical design, along with electronic charging stations throughout the building.

### **BY THE NUMBERS**

- 123,055 Square Feet
- 3,400 Seating Capacity for sports
- 4,500 Seating Capacity for speaker/concert
- 350 Seating Capacity for volleyball
- 895 tons of steel
- 273,700 feet (51.8 miles) of combined audio, video, fiber and data cables
- 133,000 watts of audio power amplifiers, driving 185 speakers
- 65% local contractors (Spartanburg/Greenville)
- Over 80 monitors in the building for information, wayfinding and live broadcasts
- Connor Sports Flooring MVP II
- Spaulding "Renegade" Portable Goals, debuted at 2017 NCAA Tournament

### **VIDEO BOARDS**

- 4 - LED Main Boards - 12'9" by 22' 2"
- 2 - LED Ribbon Boards - 196' by 2' 8" high
- 3 - LED Corner Boards - 8' by 2' 8" high
- 1 - 40' LED scorers table
- 1 - 30' LED media table







## **THE JOE E. TAYLOR CENTER**

Wofford alumnus and former South Carolina Secretary of Commerce Joe Taylor donated \$1 million for the renovation of the Curry Building into the Joe E. Taylor Athletic Center. The Taylor Center features a 7,000 square foot weight room and offices for athletic department staff. The building, located next to Gibbs Stadium, was completed in June of 2009.

The weight room facility is equipped with a total of 24 racks with built-in pull-up bars and nearly 25,000 pounds of plates, dumbbells and olympic weights. The 24 racks are divided, with twelve used with platforms and twelve used with benches. Additional equipment includes four pulldown machines, four low row machines, six glute/ham machines, two decline ab machines, and a leg press. Also included is a large area of Mondo track flooring, which is used with the step-up boxes, plyo boxes and hurdle sets in speed development.

The Taylor Center also provides offices for administration and several sports, including men's and women's tennis and cross country and track and field. A conference room and several work areas give the coaching staff much needed space. The first floor of the building contains the rifle range, which includes ten lanes with electronic scoring.



## **MISSION STATEMENT**

The aim of the Wofford College Strength and Conditioning Department is to allow every student-athlete the best training opportunity with proper instruction and program implementation to create progressive gains in strength, speed, fitness levels, mobility and body composition over the tenure of the athletic career. This will be achieved through a created culture consumed with hard work, discipline, commitment, and knowledge of the craft of training in a highly competitive environment.

## **THE PHILOSOPHY**

The Strength and Conditioning Program consists of prescribed training based on sport specific demands with a great emphasis on properly executing movement patterns and training within the assigned threshold to optimize abilities and capabilities. Keys to this are:

- Evaluation and Assessment
- Individual Needs / Sport Specificity
- Weight Training Movements
- Running Prescription
- Plyometric Training
- Student-Athlete Health
- Recovery and Restoration
- Training Culture







# RICHARDSON BUILDING

## THE RICHARDSON BUILDING

The home of the Wofford College Athletic Department since 1996 is the Richardson Physical Activities Building. The facility includes offices for the administration, football, baseball and other sports on the second floor. Also included on the second floor is an aerobic dance room, team meeting room, racquetball courts and a student-athlete lounge. Locker rooms for football, men’s and women’s cross country/track and field, men’s and women’s soccer and a training room are located on the first floor.

Wofford alumnus Jerry Richardson made donations in 2008 and 2018 that were used for enhancing the Richardson Building. Numerous improvements were made in the facility to ensure that it is one of the most advanced athletic facilities in the nation.

The most recent renovations to the building include a 1,200 square foot addition to house a new state of the art hydrotherapy suite which includes a Hydroworx aquatic therapy pool with underwater treadmill. The existing training room was relocated to adjoin the new hydrotherapy suite, which results in a much-needed increased size for the new training room. Supporting the training area are three staff offices, exam room, and state-of-the-art x-ray room. The new team meeting room is equipped with the latest video technology and a media backdrop for post-game press conferences.

The existing football locker room was expanded and upgraded. The upgrades included new paint, carpet, ceilings, and lighting. The equipment room has been reconfigured, and a new high-density storage system was purchased to increase capacity and improve efficiency in the handling of equipment. In addition to the visible improvements a new supplemental mechanical unit to control moisture and improve indoor air quality was installed, along with new HVAC controls in the entire building.

With the campus fitness center relocated to the Benjamin Johnson Arena, renovations were also made to the second floor. A second team meeting room was created with sliding glass walls to provide flexibility for a variety of uses. A student-athlete lounge was built near the racquetball courts which includes two 70-inch monitors.

The building also includes the Harley Room, a large multipurpose area overlooking Gibbs Stadium. The area hosts a wide variety of campus events during the year and a new video wall was installed in 2022. On the patio, a sculpture of Jerry Richardson was dedicated on May 12, 2014 to honor him and recognize the 20th anniversary of the Carolina Panthers summer training camp being held on campus. The sculpture, created by noted California artist Todd Andrews, depicts Richardson seeming to be ready to walk over to Gibbs Stadium to watch the Terriers – for which he also played – take on the next worthy opponent.



Top: The 2018 renovation added a hydrotherapy suite to the training room. Above: The football meeting room.







## ***BENJAMIN JOHNSON ARENA***

When the campus community bid farewell to the Benjamin Johnson Arena as the home of Wofford basketball and volleyball in 2017, it created new possibilities for student recreation and wellness. The renovated Benjamin Johnson Arena student fitness center opened in January of 2018.

“The Benjamin Johnson Arena, which opened in 1981, holds a lot of history for Wofford College, and we’re glad we are able to continue to use the facility as a larger, better fitness center for our students, faculty and staff,” President Nayef Samhat says. “The addition of the new Jerry Richardson Indoor Stadium provides us with this terrific opportunity to give our community a place in the Benjamin Johnson Arena to exercise both their bodies and their minds.”

The lower level of the arena (once basketball and volleyball courts and bleachers) houses a new multi-sport playing surface with three courts. A walking track surrounds the perimeter of the courts. The locker rooms were completely renovated. The concourse areas have become the new student fitness center with the installation of a variety of equipment and machines.

The east concourse has weight equipment, including free weights, benches and machines. The other concourse has cardio equipment, including treadmills, stationary bikes and elliptical machines. The concourses also have open locker storage and new audio-visual equipment.

In addition to the fitness activities, Benjamin Johnson Arena is home of a comprehensive intramural, recreation, and club sports programs that encompass team sports, individual sports, fitness classes, club sports, as well as various other programs. Highlights include intramural basketball and softball, equestrian club, men’s club lacrosse, club ultimate frisbee and an outdoors club.

The arena is named after Benjamin O. Johnson ’30 who was a Spartanburg textile executive associated with Spartan Mills. Mr. Johnson was also a trustee of Wofford College as well as a benefactor. Wofford moved into the Benjamin Johnson Arena in 1981 after playing in adjacent Andrews Field House for 50 years. The \$4.5 million arena is part of the Campus Life Building, which was designed to serve as the center of athletic, social and cultural activity on campus.

The first men’s basketball contest was held on January 22, 1981, as The Citadel scored a 65-64 win over Wofford. The Terriers first win in the arena was on January 26, 1981. The men had an overall record of 334-131 in 37 seasons in the facility.

The Wofford women’s basketball team fielded its first varsity team in the 1980-81 season, moving into Benjamin Johnson Arena in 1981 after playing in Andrews Fieldhouse for the first half of the season. The first women’s basketball game was held on January 22, 1981, with Wofford defeating Sacred Heart 74-25.







The City's origins predate the Revolutionary War. Spartanburg was named for a unit of American Revolution forces called the "Spartan Rifles" who helped defeat the British at the Battle of Cowpens in 1781, under the leadership of General Daniel Morgan.

The town of Spartanburg was incorporated in 1831 and later as a city in 1880 by the 13 Original States and Tennessee. During this time Spartanburg was booming due in large part to the expanding textile industry.

In the 1870s, Spartanburg became a railroad "hub city," with mainline railroads extending from Magnolia Street depot in all directions, taking passengers and freight to Charleston, Augusta, Atlanta, Asheville, Charlotte and points beyond. As many as 90 trains per day could be seen and heard operating in Spartanburg during the golden age of the American railroad, 1900-20.

During the 1920s, Spartanburg built South Carolina's first municipal airport and claimed the state's first commercial radio station (WSPA). Its leadership in the state was reflected by the election of several residents as governor.

Thousands of U.S. soldiers bound for overseas service in World Wars I and II trained at camps in Spartanburg. The post headquarters for Camp Wadsworth (1917-19) was located at the present site of WestGate Mall, and the Camp Croft (1940-45) was located south of the city. Much of that military reservation has become Croft

State Park.

After World War II, Spartanburg made a concerted effort to promote its location at the junction of Interstates 85 and 26 to international business. One of the greatest successes of this campaign was the development of the BMW manufacturing center near the Greenville-Spartanburg Airport.

Spartanburg's downtown, which always has been anchored by the campuses of Wofford and Converse Colleges, has been undergoing a major revival since the mid-1990s. In addition to the corporate headquarters for Denny's, Advance America, QS-1 and several other companies, the city has acquired a magnificent public library, the Marriott Hotel at Renaissance Park and most recently, the Chapman Arts Center and the USC Upstate George Dean Johnson School of Business. The area surrounding Morgan Square gradually is redeveloping with a variety of interesting restaurants and urban apartment-style housing.

Throughout the 20th century, textile manufacturing companies formed the backbone of the Spartanburg



economy. The most significant of these companies still in operation is internationally respected Milliken & Company.

Blessed by geography and climate as well as by energetic and well-educated citizenry, Spartanburg is emerging as one of the centers of a 21st century metroplex that extends along the South Carolina portion of the I-85 corridor.





## THE CAROLINA PANTHERS

The Carolina Panthers have held training camp at Wofford since their inaugural season in 1995. Camp was not held in 2020 due to COVID-19, but returned in 2021 and 2022. The camp provides Wofford tremendous national exposure and visibility. Media members that visit Wofford during the camp include ESPN, Fox Sports, NFL Network, *USA Today* and *Sports Illustrated*. Local print and television media from markets including Columbia, Charlotte, Raleigh/Durham/Chapel Hill, Asheville and Greensboro/Winston-Salem are on campus on a daily basis.



According to SI.com's Tim Layden, "as I like to think of it: Training Camp Heaven. Wofford is 70 miles west of Charlotte on I-85, and presents all the reasons why there is something special about taking the team on the road for camp. Three pristine, Bermuda-grass fields with a stand of tall pines on two sides and a terraced hillside -- where fans sit and watch -- on another. Fans, many of them young boys and girls, lined up along the fence, getting autographs after practice. It's a scene straight out of football's past."



## THE TERRIER SCULPTURE

A sculpture of a Terrier was unveiled on March 25, 2008 outside of the Student Life Building as a gift to Wofford College from the Class of 1956. The following is the text of an address given by Talmage Boyd Skinner, Jr., 1956, Chaplain Emeritus of Wofford College on the dedication.

The mascot of a college should, in large measure, represent the character of the place. In this Palmetto State, we are surrounded by a bevy of mascots. There are Gamecocks and Tigers, Bulldogs and a Rooster named Chanticleer, Indians, Paladins, Cougars, Valkyries, and one school has a sock for an ensign. There are Trojans, Pioneers, and Spartans, and various Cats and feathered creatures. In all the land, only two other schools are Terriers. Some will laugh when we affirm that we are the only true Terriers. Some chuckle when we are audacious enough to claim to be unique and even superior in so many aspects of being a college. The most arrogant of us will admit that there are many good colleges. We have even tried to copy some. I have always been a bit uncomfortable when we talk of another school being a -- "flagship" that we need to emulate. Hey! We ARE the flagship! Forgive the pride of some old guys who have loved this little school for over half a century. Yes, we did not come to Wofford just to purchase an education; we joined Wofford. We were adopted into the family with a bond that cannot be broken. Many colleges claim to be family. We truly are.

Ours is a bond of shared experience hammered out on the playing fields against foes our size and those with more students than we have living alumni. It does not stop with athletics. The term "student athlete" has authenticity at Wofford. The bond is from a shared academic experience that is not content just to pass on so-called facts, but prepares students to think and to continue to grow. The "proof of the pudding" is in the doctors, lawyers, college presidents and professors, teachers, coaches, leaders in business and service - even in the ministry of the Church. A bond is created in the experience of the arts - the theater program, choral music, strings. One thing we lack - a band - not just the band class that plays well once or twice a year, but a BAND for spirit and musical experience. A bond is created through service programs and the physical arts witnessed by so many exhibitions on campus. Not the least is a religious life program that is open and tolerant, that walks with students seeking answers and helps them first learn to ask questions.

We, the Class of 1956 present this Terrier to our college as a symbol of Wofford Spirit in all aspects of this place like no other. We want to add to the tradition of this sacred ground. We want to remind the present Wofford that there is a past on which she stands and remind all of us that it all will be forgotten if we do not have a vision for the future. Our goal should be deeper than the usual quest for reputation, wealth, and prestige. Dr. Dunlap has always called Wofford a "kingdom of the just." May that ever be our watchword. It may be a simple, unsophisticated phrase, but we are called not to be powerful, but good. As the prophet Micah said, "What does the Lord require of you but to do justice and to love kindness and to walk humbly with your God."

The Class of 1956 proudly and humbly presents this physical representation of the Spirit of Wofford College and all those members of our family who ever lived or presently live on the "City's Northern Border," and all who are yet to dwell in the shadow of the Twin Towers.





**2022-23 NUMERICAL ROSTER**

<b>No.</b>	<b>NAME</b>	<b>Pos.</b>	<b>Ht.</b>	<b>Yr.</b>	<b>HOMETOWN / PREVIOUS SCHOOL</b>
0	Ja'Rae Smith	G	5-6	Jr.	Piedmont, S.C. / Woodmont
1	Annabelle Schultz	G	5-7	Jr.	Asheville, N.C. / Erwin
2	Jessie Parish	F	6-2	Fr.	Dacula, Ga. / Hebron Christian Academy
3	Sydnee Richetto	G	5-8	So.	Mt. Juliet, Tenn. / Green Hill
5	Helen Matthews	G	5-10	So.	Kaiapoi, New Zealand / Kaiapoi
10	Libby Privett	G	5-8	Fr.	Huntsville, Ala. / Madison Academy
12	Rachael Rose	G	5-7	So.	Scranton, Pa. / Scranton Prep / USC Upstate
14	Lilly Hatton	F	6-1	Sr.	Georgetown, Ind. / North Harrison
20	Indiya Clarke	G	5-11	Fr.	Wasilla, Alaska / Cony
22	Sophie Smith	G	6-7	Fr.	Cumming, Ga. / Denmark
30	Jackie Carman	G	5-8	5th	Twinsburg, Ohio / Hathaway Brown
40	Abbey Crawford	F	6-1	So.	Blountville, Tenn. / Sullivan Central

**2022-23 ALPHABETICAL ROSTER**

<b>No.</b>	<b>NAME</b>	<b>Pos.</b>	<b>Ht.</b>	<b>Yr.</b>	<b>HOMETOWN/HIGHSCHOOL</b>
30	Jackie Carman	G	5-8	5th	Twinsburg, Ohio / Hathaway Brown
20	Indiya Clarke	G	5-11	Fr.	Wasilla, Alaska / Cony
40	Abbey Crawford	F	6-1	So.	Blountville, Tenn. / Sullivan Central
14	Lilly Hatton	F	6-1	Sr.	Georgetown, Ind. / North Harrison
5	Helen Matthews	G	5-10	So.	Kaiapoi, New Zealand / Kaiapoi
2	Jessie Parish	F	6-2	Fr.	Dacula, Ga. / Hebron Christian Academy
10	Libby Privett	G	5-8	Fr.	Huntsville, Ala. / Madison Academy
3	Sydnee Richetto	G	5-8	So.	Mt. Juliet, Tenn. / Green Hill
12	Rachael Rose	G	5-7	So.	Scranton, Pa. / Scranton Prep / USC Upstate
1	Annabelle Schultz	G	5-7	Jr.	Asheville, N.C. / Erwin
0	Ja'Rae Smith	G	5-6	Jr.	Piedmont, S.C. / Woodmont
22	Sophie Smith	G	6-7	Fr.	Cumming, Ga. / Denmark

**Coaching Staff**

Jimmy Garrity	Head Coach (7th Season, Elon '89)
Mike Merrill	Associate Head Coach (7th Season, UNC Wilmington '97)
Trent Bunn	Assistant Coach (6th Season, UNC '01)
Ashley Raley-Ross	Assistant Coach (1st Season, Queens '10)

**Athletic Trainer**

Anthoni Taylor	First Season
----------------	--------------

**Managers**

Audrey Beaton	First Season
Kennedy Kaltz	First Season
Bethany Lindler	First Season
Zoe Picard	First Season
Lauren Scalise	Third Season

**PRONUNCIATION GUIDE**

Indiya Clarke ..... India (like the country)

Jessie Parish ..... Pair-ish

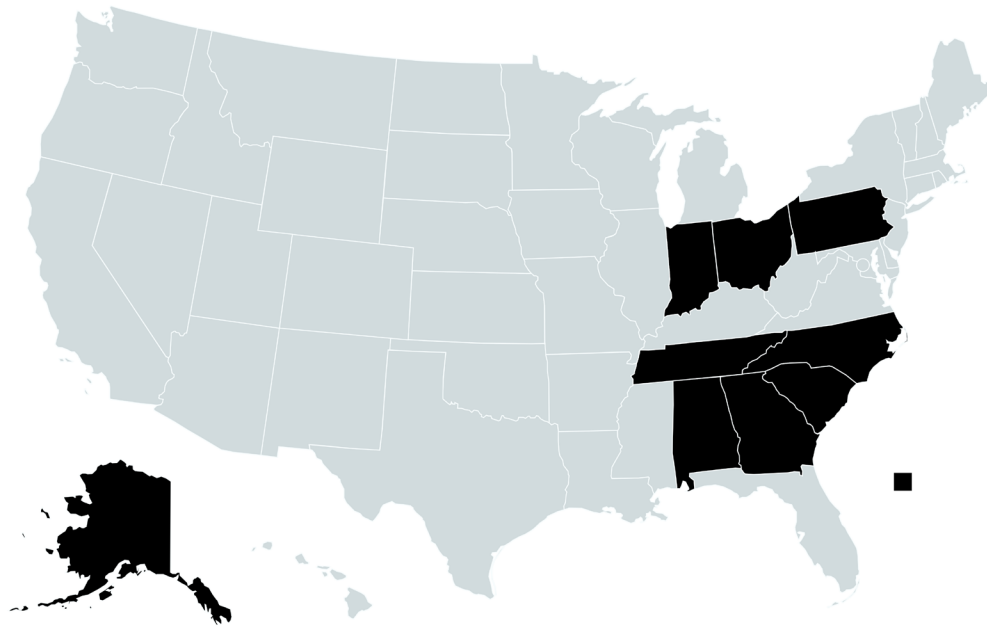
Sydnee Richetto ..... Ree-ket-oh

Ja'Rae Smith ..... JUH-ray

Wofford ..... Wah-ford





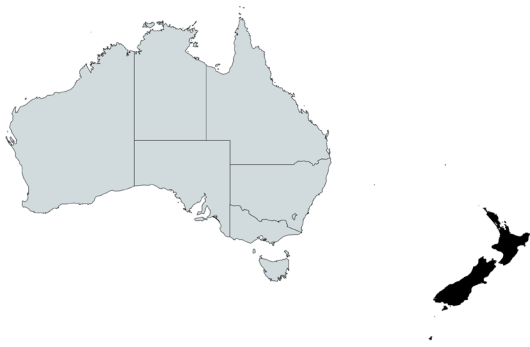


**BY LOCATION**  
**UNITED STATES**

Alabama ..... Libby Privett  
 Alaska ..... Indiya Clarke  
 Georgia ..... Jessie Parish  
 ..... Sophie Smith  
 Indiana..... Lilly Hatton  
 North Carolina..... Annabelle Schultz  
 Ohio ..... Jackie Carman  
 Pennsylvania..... Rachael Rose  
 South Carolina..... Ja'Rae Smith  
 Tennessee ..... Abbey Crawford  
 ..... Sydnee Richetto

**OVERSEAS**

New Zealand ..... Helen Matthews



**BY CLASS**

Fifth-year (1)..... Jackie Carman  
 Senior (1) ..... Lilly Hatton  
 Juniors (4)..... Abbey Crawford  
 ..... Helen Matthews  
 ..... Annabelle Schultz  
 ..... Ja'Rae Smith  
 Sophomores (2) ..... Sydnee Richetto  
 ..... Rachael Rose  
 Freshmen (4)..... Indiya Clarke  
 ..... Jessie Parish  
 ..... Libby Privett  
 ..... Sophie Smith



THE TERRIERS ARE LED BY TWO UPPER-CLASS CAPTAINS: FIFTH-YEAR GUARD JACKIE CARMAN AND SENIOR FORWARD LILLY HATTON.





# JIMMY GARRITY

Head Coach • Seventh Season  
Elon '89

[@Coach\\_Garrity](#)

Jimmy Garrity enters his seventh season as the head coach of the Wofford women's basketball program in 2022-23. Garrity was named head coach on April 25, 2016. In his six seasons at the helm, he has seen players earn 13 All-Southern Conference honors, six All-Freshman Team honors, a trio of All-Defensive Team selections and a SoCon Freshman of the Year. Last season he led the team to the best Southern Conference record in school history with the program's first-ever WNIT appearance while putting together the fourth-straight season with a .500 or better record.

The 2021-22 season saw the team continue to reach new heights with a 17-14 overall record and an 11-3 SoCon mark. The 17 overall victories are the most at the Division I level in program history (fourth overall), and the 11-3 SoCon record is also the program's best ever. The team achieved a plethora of historic firsts, including road wins at Furman and Chattanooga and season series sweeps of Furman, Samford and Chattanooga. The season opened with the program's first Preseason WNIT Classic appearance with three games in Raleigh, N.C., including one against the host No. 5 NC State Wolfpack. Upon the conclusion of the regular season, Jackie Carman was named All-SoCon First Team by the coaches and media, and Lilly Hatton earned second-team honors by both. Niyah Lutz and Alexis Tomlin garnered third-team selections from the media. Reagan Rapert was named to the SoCon All-Freshman and All-Defensive Teams. The Terriers led the SoCon in scoring offense (66.2 PPG), free throw percentage (74.6%) and assist/turnover ratio (0.9).

The squad entered the Southern Conference Tournament as the No. 2 seed, its highest seeding ever. After a first-round win over No. 7 ETSU 66-54, the Terriers fell to No. 3 Furman in the semifinals in a close 59-64 contest. Alexis Tomlin and Jackie Carman earned All-Tournament nods on the first and second teams, respectively. The season was not over after the SoCon Tournament, as the Terriers made their first-ever appearance in the WNIT, which was the program's first postseason appearance at the Division I level. Wofford played at Middle Tennessee in the first round.

During the 2020-21 season, the team was 13-11 overall and 7-7 in Southern Conference play. Highlights included a home win over Furman and a series sweep of East Tennessee State. Following the regular season, Lilly Hatton was named to the All-SoCon Second Team by both the coaches and media, while Jamari McDavid was

named to the All-SoCon Third Team by the media and was the recipient of the Ann Lashley Inspiration Award. Among SoCon teams, the Terriers were ranked first in rebounding margin (+3.8), fourth in scoring offense (62.5 ppg) and third in scoring defense (61.3 ppg).

In the Southern Conference Tournament, the team entered as the #4 seed. After a 78-66 win over #5 seed UNCG, the Terriers earned a 75-64 victory against #8 seed East Tennessee State in the semifinals. With the Terriers in the championship game for the first time in school history, Wofford was defeated by #2 seed Mercer. Lilly Hatton and Helen Matthews were named to the All-Tournament Team.

The 2019-2020 season saw the team finish with its best conference record in program history (8-6). They started the season with a last second loss against Auburn, but that showed promise for the year. The Terriers won convincingly against Mercer on 1/11/20 for the first time since 1997. Wofford recorded their first road conference win against ETSU, which started a four-game win streak. Another history marker was when the squad won its first ever game at Samford, defeating them 69-63. By the end of the year, Lilly Hatton was honored as Freshman of the Year, along with Chloe Wanink, Da'Ja Green, and Cairo Booker receiving All-Conference accolades as well.

The 2018-19 season marked the turning point for

Wofford women's basketball, as Garrity led the team to their first winning season since the 2001-02 campaign with a 16-15 overall record and 7-7 SoCon mark in his third year at the helm. They earned their highest SoCon tournament seed since 2002 as a No. 5 seed, while Garrity earned his first SoCon tournament win in the quarterfinals with an upset victory over No. 4 seed ETSU, 75-66. The win marked the first playoff win since the 2011-12 season and first semifinals appearance since 2002. Garrity led the team to the program's second best home record (12-1) while also landing a program-best five Terriers on all-conference teams: Chloe Wanink (First Team), Da'Ja Green (Second/Third Team), Cairo Booker (Third/All-Defensive Team), Niyah Lutz and Jackie Carman (All-Freshman Team). Additionally, the team led the SoCon in scoring offense (72.8 ppg), 3-point field goal percentage (.350), and turnover margin (+4.48), while becoming the highest scoring team (2,258 pts - 857 made field goals) and best 3-point shooting team (35.0% - 180 made threes) in program history.

Garrity led the Terriers to a 10-20 record in 2017-18. After losing star guard Chloe Wanink to a season-ending knee injury seven games into the season, Garrity led a group of young players through the transition from high school to college ball. Despite a record of 10-20 and 3-11 in the conference, the Terriers played numerous close games and picked up just the program's eighth win

## GARRITY YEAR-BY-YEAR

Year	School	Conference	Overall
2006-07	UNC Wilmington, Assistant Coach	6-14	8-21
2007-08	UNC Wilmington, Assistant Coach	9-9	17-15
2008-09	UNC Wilmington, Assistant Coach	5-15	13-18
2009-10	UNC Wilmington, Assistant Coach	6-12	12-19
2010-11	UNC Wilmington, Associate Head Coach	14-4	25-9
2011-12	UNC Wilmington, Associate Head Coach	11-7	22-13
2012-13	Clemson, Assistant Coach	5-13	9-21
2013-14	Anderson University, Head Coach	11-11	16-14
2014-15	Anderson University, Head Coach	20-2	27-5
2015-16	Anderson University, Head Coach	18-4	23-7
	<b>Anderson University Total</b>	<b>49-17</b>	<b>66-26</b>
2016-17	Wofford College, Head Coach	3-11	13-17
2017-18	Wofford College, Head Coach	3-11	10-20
2018-19	Wofford College, Head Coach	7-7	16-15
2019-20	Wofford College, Head Coach	8-6	15-15
2020-21	Wofford College, Head Coach	7-7	13-11
	<b>Wofford College Total</b>	<b>28-42</b>	<b>67-78</b>
	<b>Head Coaching Career Record</b>	<b>77-59</b>	<b>133-104</b>





all-time against Furman in a dominant 79-48 victory over the Paladins. Freshman guard Da'Ja Green was named Second-Team All Conference and joined her teammate and fellow freshman Jamari McDavid on the All-Freshman team.

In Garrity's first season at the helm he led the Terriers to a 13-17 record overall and helped Wofford win six games away from Spartanburg, a vast improvement from the 2015-16 season when the Terriers won just one game on the road. Chloe Wanink was named All-Southern Conference Second Team as she averaged 16 points and 5.8 rebounds per game.

In the three year prior to his arrival at Wofford, Garrity serves as head coach at Anderson University. From 2013-15, Anderson reached the NCAA Division II Tournament twice as an at-large selection and in 2015 advanced to the Sweet Sixteen. At Anderson, Garrity coached two South Atlantic Conference Players of the Year.

In 2015-16, the Trojans were 23-7 overall, including a 79-55 win over Clemson to open the year. They were the South Atlantic Conference regular season champions with an 18-4 record and were nationally ranked in the top 25. The squad was an at-large selection to the NCAA Tournament. As the #5 seed, they advanced to the second round after a win over #4 seed Clayton State. Senior forward Jennifer Monroe was named the SAC Player of the Year and first team All-Southeast Region. Junior guard Heather Jankowy earned SAC second team honors.

Stringing together one of the program's best seasons in 2014-15, Garrity was tabbed South Atlantic Conference Coach of the Year. Garrity led the Trojans to a 27-5 overall record and a berth into the NCAA Tournament Sweet 16. Prior to the postseason run, Garrity became the first coach in conference history to win 20 league games, finishing the season with a 20-2

SAC record and a regular-season championship. Garrity also saw point guard Sierra Simpson earn SAC Player of the Year and SAC first team honors.

In his first season at Anderson in 2013-14, Garrity led the Trojans to a 16-14 overall record and an 11-11 mark in SAC play. Anderson placed three players on all-conference teams, including Simpson's All-SAC second team honor and Alexis Dillard's all-freshman team spot.

Garrity spent the 2012-13 season at Clemson University as the women's basketball assistant coach. With the Tigers, Garrity was in charge of scouting, practice planning, game scheduling, coordinating of the guards, community service and alumni relations. Garrity also monitored the academic success of the student-athletes.

Before his time at Clemson, Garrity spent a decade in various capacities with the UNC Wilmington basketball program. He was hired as the Director of Basketball Operations in 2002 for both the men's and women's basketball teams. Once the position split into two different roles, Garrity took over just the women's side while also becoming an assistant coach in 2007. Continuing his tenure with UNCW, Garrity was promoted to the associate head coach role in 2011 and coached his team to the second round of the WNIT.

Garrity graduated from Elon in 1989 with a degree in business administration and marketing and later earned a Master's in sports administration from St. Thomas University in Miami, Fla. in 1990.

Garrity is married to Jenny Garrity, who served as UNCW's women's tennis coach for 13 seasons. The couple have two daughters Kacey and Carly, and a son Corey.

## GARRITY'S TEAM ACCOMPLISHMENTS

### 2013-14

- Three players on All-Conference teams

### 2014-15

- Named SAC Coach of the Year
- Led team to NCAA Tournament Sweet 16
- First conference coach to win 20 league games
- Sierra Simpson earned SAC player of the year and First Team all-conference honors

### 2015-16

- Led team to SAC regular season championship
- Earned At-Large bid to NCAA Tournament

### 2016-17

- Chloe Wanink - All-SoCon Second Team

### 2017-18

- Da'Ja Green - All-SoCon Second Team; SoCon All-Freshman Team
- Jamari McDavid - SoCon All-Freshman Team

### 2018-19

- Chloe Wanink - All-SoCon First Team
- Da'Ja Green - All-SoCon Second Team
- Cairo Booker - SoCon All-Defensive Team
- Niyah Lutz - SoCon All-Freshmen Team
- Jackie Carmen - SoCon All-Freshmen Team

### 2019-20

- Lilly Hatton - SoCon Freshman of the Year, SoCon All-Freshman Team
- Chloe Wanink - All-SoCon First Team
- Da'Ja Green - All-SoCon Second Team
- Cairo Booker - SoCon All-Defensive Team

### 2020-21

- Lilly Hatton - All-SoCon Second Team; All-SoCon Tournament First Team
- Jamari McDavid - All-SoCon Third Team (Media)
- Helen Matthews - All-SoCon Tournament Second Team
- Team appeared in first-ever SoCon Tournament Championship game

### 2021-22

- Jackie Carman - All-SoCon First Team, All-SoCon Tournament Second Team
- Lilly Hatton - All-SoCon Second Team
- Niyah Lutz - All-SoCon Third Team
- Alexis Tomlin - All-SoCon Third Team, All-SoCon Tournament First Team
- Reagan Rapert - SoCon All-Freshman Team, SoCon All-Defensive Team
- Team made its first-ever appearance in the WNIT



**"THIS IS A SPECIAL PLACE AND I HAVE BEEN OVERWHELMED BY THE FAMILY ATMOSPHERE NOT ONLY IN THE ATHLETIC DEPARTMENT, BUT IN THE CAMPUS COMMUNITY." – COACH GARRITY**







## MIKE MERRILL

*Associate Head Coach  
Seventh Season*

*UNC Wilmington '07*

[@Coach\\_MerrillWC](#)

Mike Merrill enters his seventh season with the program. After spending two years as an assistant coach with the Terriers, Merrill was promoted to associate head coach on October 17, 2018. He has previously worked with coach Garrity at both Anderson University and UNC Wilmington.

Merrill helped guide the Terriers to new heights in the 2021-22 campaign, which saw Wofford finish 17-14 overall and 11-3 in Southern Conference action. The 17 wins are the fourth most in program history overall and the most at the Division I level, and the 11 league wins are also a program record. All five members of the starting lineup earned some kind of All-Southern Conference honor at the conclusion of the regular season, including Jackie Carman (First Team) and Lilly Hatton (Second Team). Niyah Lutz and Alexis Tomlin garnered Third Team nods, and Reagan Rapert was selected to the All-Defensive and All-Freshman squads. The Terriers earned the No. 2 seed for the SoCon Tournament, their highest ever, and they concluded the season with their first-ever WNIT appearance.

During the 2020-21 season, the team was 13-11 overall and 7-7 in Southern Conference play. Following the regular season, Lilly Hatton was named to the All-SoCon Second Team by both the coaches and media, while Jamari McDavid was named to the All-SoCon Third Team by the media and was the recipient of the Ann Lashley Inspiration Award. The Terriers reached the Southern Conference Tournament championship game for the first time in school history.

The 2019-2020 season saw the team finish with its best conference record in program history (8-6). By the end of the year, Lilly Hatton was honored as Freshman of the Year, along with Chloe Wanink, Da'Ja Green, and Cairo Booker receiving All-Conference accolades as well.

Merrill was instrumental in helping lead the 2018-19 team to the program's fifth best finish in program history, while also helping land a program-best five Terriers on all-conference teams: Chloe Wanink (First Team), Da'Ja Green (Second/Third Team), Cairo Booker (Third/All-Defensive Team), Niyah Lutz and Jackie Carman (All-Freshman Team).

Da'Ja Green earned All-SoCon second team honors and All-Freshman Team honors for the 2017-18 season in addition to Jamari McDavid being named to the All-Freshman team. In his first season at Wofford, guard Chloe Wanink was named All-Southern Conference second team.

Prior to Wofford, Merrill was on Garrity's staff at Anderson University for three seasons. Merrill helped lead the Trojans to an overall record of 66-26 and was promoted to Associate Head Coach in February of 2016. During his time at Anderson, Merrill helped produce nine All-SAC selections, two SAC Players of the Year (Sierra Simpson, 2015 and Jennifer Monroe, 2016) and two All-Southeast region selections (2015- Sierra Simpson 2nd team and 2016- Jennifer Monroe 1st team). The 2015-16 Trojans finished with a 23-7 record, SAC regular season champions (18-4), SAC Tournament Runner-up, NCAA Division II 2nd round and a top-25 national ranking.

The year prior, Merrill assisted in one of the most successful seasons in Anderson University history. The 2014-15 Trojans finished 27-5 overall, 20-2 in the SAC and were SAC regular season champions, SAC Tournament runner-up and advanced to the NCAA Division II Sweet 16. The 20 conference wins still stands as a SAC regular season record.

Prior to Anderson, Merrill spent five seasons on staff at UNC Wilmington under head coaches Ann Hancock and Cynthia Cooper-Dyke first as a student assistant and later as Director of Women's Basketball Operations.

Merrill received his Bachelor of Arts in Physical Education from UNC Wilmington in 2007 and a Masters of Arts in Sports Management from North Carolina State in 2015. Merrill is married to the former Molly Pyles, who played volleyball at the University of North Carolina at Chapel Hill. Both are natives of Hendersonville, N.C. and have two sons, Nolan (7) and Jack (3), and reside in Spartanburg.



## TRENT BUNN

*Assistant Coach  
Sixth Season*

*North Carolina '01*

[@CoachTrent\\_Bunn](#)

Trent Bunn enters his sixth season as an assistant coach with the Terriers. During the previous five seasons, Wofford has posted four-straight .500 or better seasons.

The 2021-22 season saw Wofford finish 17-14 overall and 11-3 in the Southern Conference. The 17 wins are the most in Wofford's Division I era, and the 11 SoCon triumphs are a program record. Wofford earned the No. 2 seed for the Southern Conference Tournament, its best ever, and concluded the season with its first-ever WNIT appearance. All five members of the starting lineup were represented in the SoCon season-end awards.

In 2020-21, the team was 13-11 overall and reached the Southern Conference Tournament Championship game for the first time in school history. Following the regular season, Lilly Hatton was named to the All-SoCon Second Team by both the coaches and media, while Jamari McDavid was named to the All-SoCon Third Team by the media and was the recipient of the Ann Lashley Inspiration Award.

The 2019-2020 season saw the team finish with its best conference record in program history at 8-6. Lilly Hatton was honored as Freshman of the Year, along with Chloe Wanink, Da'Ja Green, and Cairo Booker receiving All-Conference accolades as well.

During the 2018-19 season they recorded the program's second best home record (12-1) while also helping land a program-best five Terriers on all-conference teams. Da'Ja Green earned All-SoCon second team honors and All-Freshman Team honors for the 2017-18 season in addition to Jamari McDavid being named to the All-Freshman team.

Prior to Wofford, Bunn spent five seasons at Knightdale High School as the head coach of the varsity girls team. Bunn posted a 72% winning percentage (74-29). He was named the Greater Neuse Coach of the Year in both 2015-16 and 2016-17.

Bunn also spent four seasons as an assistant coach at UNC Wilmington. He was responsible for the development of perimeter players, while assisting in all areas of game preparation. He handled film exchange, coordinating campus recruiting visits and monitoring academic progress of players. Bunn joined the UNC Wilmington staff following two seasons as an assistant coach at John T. Hoggard High School in Wilmington. Prior to working with the Vikings, he coached at East Wake High School where he guided the junior varsity squad to a pair of conference titles.

A 2001 graduate of UNC Chapel Hill, Bunn gained his first collegiate coaching experience assisting Dave Hanners with the Tar Heel junior varsity squad before volunteering with the Lady Tar Heel program under veteran coach Sylvia Hatchell. He also added a degree from UNC Wilmington in 2004.







# ASHLEY RALEY-ROSS

Assistant Coach  
First Season  
Queens '10  
@CoachRaleyRoss

Wofford women's basketball head coach Jimmy Garrity announced on April 14, 2022, the addition of Ashley Raley-Ross as a new assistant coach to his staff. Raley-Ross comes to Wofford after serving as a coach in Hong Kong for the past year.

"We are really excited to have Ashley join our coaching staff and program," said Garrity. "She has so much experience in the sport of basketball. She's been a head coach in AAU, high school and at the collegiate level. Everywhere she's been she has had tremendous success in developing athletes both on and off the court. Relationships are extremely important to Ashley, and I know she's going to be a great fit for our program and the Wofford community."

Raley-Ross has been in Hong Kong since May 2021 when she began working with C2Sports. She has served as the head coach of the U16 New Generation 2nd Division team and as an assistant coach with the U25 Tsuen Wan 2nd Division team and the Division 2 Tsuen Wan men's pro team. In addition to these coaching duties, Raley-Ross has served as a strength and conditioning coach. With Tsung Tsin Primary School, she has been a teacher and coach, aiding young students with learning both basketball and English.

Before leaving the United States, Raley-Ross served as the head women's basketball coach at Johnson and Wales University in Charlotte, N.C. from 2019-20. Her squad tied for first place in the EMAC conference and featured two USCAA All-Americans and two players who were named EMAC Co-Player of the Year.

Raley-Ross began her coaching career with Providence Day School in Charlotte as the head girl's junior varsity coach in 2011. Since then, she helped coach multiple high school and AAU teams in the Charlotte area before leaving the United States for the first time in 2018 to become an assistant coach for the U15 and U17 teams with ŽKK Trešnjevka 2009 in Zagreb, Croatia. She then returned to Charlotte to join Johnson and Wales in 2019.

Ashley Raley-Ross earned her Bachelor of Science in Corporate Communications in 2010 from Queens University in Charlotte where she was also a student-athlete on the women's basketball team. She now returns to the Carolinas to assume her new duties with the Wofford women's basketball team.



# PAUL KOIER

Athletic Performance Coach  
First Season  
Wisconsin Lutheran '19  
@paul\_koier32

Paul Koier enters his first season with the Wofford basketball staff as an athletic performance coach.

Prior to Wofford, Koier spent two years as a Graduate Assistant and one year as an intern with the Virginia Commonwealth University men's basketball program. Prior to this, Koier held a summer internship with the University of North Carolina at Charlotte where he was able to work with men's and women's basketball, men's and women's tennis, and women's soccer.

Koier played four years of college basketball at Wisconsin Lutheran College and saw action in over 80 games while being named a NACC Scholar-Athlete. He received a Bachelor's Degree in Sport and Exercise Science in May of 2019. In May of 2022 he earned a Master of Sport Leadership degree from VCU.

A native of Menomonee Falls, Wisconsin, he is certified through the National Strength and Conditioning Association (NSCA) with his Certified Strength and Conditioning Specialist (CSCS).



# ANTHONI TAYLOR

Athletic Trainer  
First Season  
Charleston Southern '21

Anthoni Taylor joined the Wofford staff in July 2022 as an athletic training resident. He will work with men's and women's tennis, while also assisting with football.

As a graduate assistant at Charleston Southern, he worked with the men's basketball team. He added experience with Roper St. Francis Healthcare, Hanahan High School, and the Charleston Southern football team.

Taylor, a certified athletic trainer through the National Athletic Trainer's Association, received his bachelor of science degree from Charleston Southern in 2021. He earned a master of athletic training degree from Charleston Southern University in May of 2022.

## STUDENT MANAGERS



AUDREY BEATON  
First Season



KENNEDY KALTZ  
First Season



BETHANY LINDLER  
First Season



ZOE PICARD  
First Season



LAUREN SCALISE  
Third Season







# JACKIE CORMAN

5-8 • Guard  
 Fifth year  
 Twinsburg, Ohio  
 Hathaway Brown

# 30

**2021-22:** Started 28 of 30 games played... Scored 372 points (12.4 ppg) to lead the team... Led the team with 62 three-pointers made... Added 39 assists, 27 steals and 81 on the season... Among SoCon leaders, was sixth in scoring... Led team in scoring 12 times with 18 games in double figures... Led team in assists in three games... Was twice named SoCon Player of the Week en route to a All-Southern Conference First Team selection by the coaches and media... Named to the Southern Conference All-Tournament Second Team... Tied for the team lead in points with 16 at North Carolina State (11/12) ... Tallied 19 points against High Point (11/30) to lead the team... At Coastal Carolina (12/4), scored 13 points with six rebounds... Scored 18 points against Brevard (12/8) ... At App State (12/12), scored a career-high 26 points while adding six boards... Scored 10 points at Clemson (12/17) for her fifth-straight game in double-digits... Tallied 18 points at Tulane (12/30) to lead the team... Posted 12 points against Erskine (1/1) and followed that up with 17 points against Western Carolina (1/6) to open SoCon play... Scored 10 points against Chattanooga (1/27) and 15 against ETSU (1/29) ... At UNCG (2/3), scored 24 points, all from three-point range... Those eight three-pointers tied the program record for most threes made in a single game... Scored 14 points at Western Carolina (2/5) and then posted another 20-ball with 21 against Furman (2/12) to lead the team... Scored 17 points against Samford (2/19) ... Against UNCG (2/21), pulled down eight rebounds to tie her career high while adding seven points... Collected 16 points in the regular season finale at Chattanooga (2/26) ... In the Southern Conference Tournament, dropped 19 points in the first round against ETSU (3/3) ... Led the team with 13 points against Middle Tennessee (3/17) in the first round of the WNIT.

**2020-21:** Started all 24 games played ... Scored 227 points (9.5 ppg) which was second on the team ... Led the team with 32 three-pointers made ... Added 26 assists, 22 steals and 84 rebounds on the season ... Led team in scoring in eight games and had 12 games in double figures ... In the season opener against Winthrop (11/25) had ten points and

six rebounds ... At UNC Asheville (12/6) scored 13 points ... At Xavier (12/13) led the team with 14 points ... Against ETSU had 14 points and five rebounds in the first game (1/14) and 17 points and five rebounds in the second contest (1/16) ... At Western Carolina (1/21) had 13 points and added 11 points in the second meeting (1/23) ... At UNC Greensboro (1/28) led the team with 13 points ... Against Chattanooga (2/4) scored a season-high 24 points and had five rebounds ... In the first game against Samford (2/11) had 14 points ... In the Southern Conference Tournament, had ten points in the opening round game against UNC Greensboro (3/4) and then had 12 points in the semifinals against ETSU (3/5).

**2019-20:** Did not play due to injury.

**2018-19:** Appeared in 17 games with three starts ... Scored 225 points (13.2 ppg) to rank second on the team ... Was also second on the team in three-point field goals made with 46 ... Had 49 rebounds, 21 assists and 15 steals ... Named to Southern Conference All-Freshman Team by the media ... Scored in double-figures in 11 of 17 games played ... Made first career start at Georgia Southern (11/6), recording 19 points and three assists ... At Clemson (11/8) had 12 points and six rebounds ... Against Winthrop (11/20) scored 20 points ... Tallied 16 points, going 8-for-8 at the free throw line, and three rebounds at UNC Asheville (11/25) ... First Wofford freshman to receive SoCon Player of the Week honors (11/27) after averaging 18.0 ppg in games played Nov. 20-26 ... Against Warren Wilson (12/4) tallied 22 points on 6-of-12 shooting from beyond the arc, three assists, three steals, and one block ... Recorded season-high 25 points on 7-of-14 shooting from 3-point land, along with two rebounds at Longwood (12/8) ... Net 21 points each against Brevard (12/19) and Southern Wesleyan (1/3), while grabbing a season-high eight rebounds against the Warriors ... Against Western Carolina (1/10) scored 15 points.

**HIGH SCHOOL:** A four-year letter winner at Hathaway Brown ... A First Team All-Conference and All-District selection along with being named

**CAREER STATS AT WOFFORD**

Year	GP	GS	Min	Avg	FG	FGA	Pct	3FG	FGA	Pct	FT	FTA	Pct	Off	Def	Tot	Avg	PF	FO	A	TO	Blk	Stl	Pts	Avg
2018-19	17	3	411	24.1	75	200	.375	46	129	.357	29	37	.784	12	37	49	2.9	26	0	21	27	1	15	225	13.2
2019-20	---	---	---	---	---	---	---	---	---	---	---	---	---	---	---	---	---	---	---	---	---	---	---	---	---
2020-21	24	24	714	29.8	73	255	.286	32	140	.229	49	62	.790	11	73	84	3.5	29	0	26	40	0	22	227	9.5
2021-22	30	28	854	28.5	128	330	.388	62	185	.335	54	81	.667	12	69	81	2.7	33	0	39	24	0	27	372	12.4
<b>TOTAL</b>	<b>71</b>	<b>55</b>	<b>1,979</b>	<b>27.8</b>	<b>276</b>	<b>785</b>	<b>.352</b>	<b>140</b>	<b>454</b>	<b>.308</b>	<b>132</b>	<b>180</b>	<b>.733</b>	<b>35</b>	<b>179</b>	<b>214</b>	<b>3.0</b>	<b>88</b>	<b>0</b>	<b>86</b>	<b>91</b>	<b>1</b>	<b>64</b>	<b>824</b>	<b>11.6</b>





**CAREER HIGHS**

Points.....	26, at App State (12/12/21)
Rebounds.....	8 (2x), last vs. UNCG (2/21/22)
Assists.....	4 (2x), last at Chattanooga (2/26/22)
Blocks.....	1, vs. Warren Wilson (12/4/18)
Steals.....	4, at Western Carolina (2/5/22)
Field Goals Made.....	9, twice, last vs. Chattanooga (2/4/21)
3-Point FG Made.....	8, at UNCG (2/3/22)
Free Throws Made.....	8, at UNC Asheville (11/25/18)
Minutes.....	46, at Mercer (2/21/21)

**GARMAN OFF THE COURT****Favorites...****Meal:** Sushi**Movie:** Spider-Man: Into the Spider-Verse**TV show:** Hunter x Hunter**Song:** Me Porto Bonito by Bad Bunny & Chencho Corleone**Musical artists:** Doja Cat, Bad Bunny and Kali Uchis**Celebrities:** Doja Cat, Bad Bunny and Kali Uchis**Athlete:** LeBron James

- **What is your nickname?**  
Jackie
- **What is your dream job?**  
International basketball player
- **What is your best talent/skill?**
- **What is your favorite thing about Wofford?**  
Community
- **If you could witness any historical moment live, what would it be?**  
2016 Cavaliers Finals series
- **Favorite trip you've taken?**  
Ecuador
- **What is the best advice you've ever received?**  
There's someone out there working harder, so out-work them today.
- **Best Coach Garrity quote?**  
"If you win each quarter, it is impossible to lose a game."



Third Team All-State in Ohio ... Won three district championships ... Was a two-time regional champ and regional semi-finalist ... Led Hathaway Brown to two state final four appearances, including being state runner-up in 2016.

**PERSONAL:** Born on May 7, 2000 ... Daughter of Hubert and Debora Carman... Majoring in International Affairs and Spanish.

**HONORS & AWARDS:**

- 2018-19 Southern Conference All-Freshman Team (Media)
- 2018-19 SoCon Player of the Week (Nov. 27)
- 2019-20 Southern Conference Academic Honor Roll
- 2020-21 Southern Conference Academic Honor Roll
- SoCon Player of the Week (12/14/21)
- SoCon Player of the Week (2/15/22)
- 2021-22 All-Southern Conference First Team (Coaches and Media)
- 2021-22 Southern Conference All-Tournament Second Team
- 2021-22 Southern Conference Academic Honor Roll





# ABBEY CRAWFORD

6-1 • Forward

Junior

Blountville, Tennessee

Sullivan Central

# 40

**2021-22:** Played in 26 games with 71 points (2.6 ppg) ... Added 30 rebounds, four assists, four blocks and six steals... Scored four points in the season opener against College of Charleston (11/9) ... Scored in double-digits for the first time in her career with a career-high 12 points against Brevard (12/8), also posting career-best marks for steals (two), boards (five) and minutes (26) ... Tallied eight points and three rebounds against Erskine (1/1) ... Against Furman (3/4) in the Southern Conference Tournament, scored two points by swishing her only shot attempt... Added two points and a rebound in the WNIT against Middle Tennessee (3/17).

**2020-21:** Played in 14 games and 18 points with 13 rebounds ... Made first career appearance against Winthrop (11/25) and had a rebound and a steal ... At UNC Asheville (12/6) made a three pointer ... Against Erskine (1/2) scored six points and had four rebounds ... Added two points against ETSU (1/14) ... Against Chattanooga (2/6) scored three points ... In the Southern Conference Tournament Championship against Mercer (3/7) had four points.

**HIGH SCHOOL:** After leading her team to their first postseason appearance in 10 years, Crawford was named Three Rivers Conference Freshman of the Year ... In her sophomore season she was named Three Rivers District Tournament MVP, Class AA Region 1 All-Tournament Team, and was voted to the All-Conference Team after winning the conference title ... She eclipsed 1,000 points in her junior year en route to being named Three Rivers Player of the Year ... To cap off her career, averaged 14.2 points and 8.0 rebounds her senior season and was honored as Conference Player of the Year for the second straight season ... Finished career with 1,519 points and 906 rebounds.

**PERSONAL:** Born on December 15, 2001 ... Daughter of Travis and Christy Crawford... Majoring in English.

**HONORS & AWARDS**

- 2021-22 Southern Conference Academic Honor Roll

**CAREER STATS AT WOFFORD**

Year	GP	GS	Min	Avg	FG	FGA	Pct	3FG	FGA	Pct	FT	FTA	Pct	Off	Def	Tot	Avg	PF	FO	A	TO	Blk	Stl	Pts	Avg
2020-21	14	0	72	5.2	7	22	.318	0	0	.000	4	5	.800	3	10	13	0.9	8	0	3	3	1	2	18	1.3
2021-22	26	0	219	8.4	32	59	.542	0	1	.000	7	11	.636	10	20	30	1.2	21	0	4	11	4	6	71	2.7
<b>TOTAL</b>	<b>40</b>	<b>0</b>	<b>291</b>	<b>7.3</b>	<b>39</b>	<b>81</b>	<b>.481</b>	<b>0</b>	<b>1</b>	<b>.000</b>	<b>11</b>	<b>16</b>	<b>.688</b>	<b>13</b>	<b>30</b>	<b>43</b>	<b>1.1</b>	<b>29</b>	<b>0</b>	<b>7</b>	<b>14</b>	<b>5</b>	<b>8</b>	<b>89</b>	<b>2.2</b>





**CAREER-HIGHS**

Points.....	12, vs. Brevard (12/8/21)
Rebounds.....	5, vs. Brevard (12/8/21)
Assists.....	1 (7x), last vs. Western Carolina (1/6/22)
Blocks.....	1 (5x), last vs. Erskine (1/1/22)
Steals.....	2, vs. Brevard (12/8/21)
Field Goals Made.....	6, vs. Brevard (12/8/21)
3-Point FG Made.....	-
Free Throws Made ....	2 (4x), last at Middle Tennessee State (3/17/22)
Minutes.....	26, vs. Brevard (12/8/21)

**CRAWFORD OFF THE COURT****Favorites...****Meal:** Sushi**Movie:** Ferris Bueller's Day Off**TV show:** Demon Slayer**Song:****Musical artist:** Megan Thee Stallion**Celebrity:** Megan Thee Stallion**Athlete:** Isabelle Harrison

- **What is your nickname?**  
Abbs
- **What is your dream job?**  
Food reviewer
- **What is your best talent/skill?**  
Coloring
- **What is your favorite thing about Wofford?**  
My teammates
- **If you could witness any historical sports moment live, which would it be?**  
Michael Jordan dunking from 3-point line
- **Favorite trip you've taken?**  
Colorado
- **What is the best advice you've ever received?**  
Control what you can control
- **Best Coach Garrity quote?**  
"FR FR" (For real for real)





# LILLY HATTON

6-1 • Forward

Senior

Georgetown, Indiana

North Harrison

# 14

**2021-22:** Started all 31 games, tying the program records for most starts and games played in a single season... Scored 302 points (9.7 ppg) with 180 rebounds (5.8 rpg) ... Added 29 blocks, 15 steals and 31 assists... Finished second on team in scoring, rebounding and blocked shots... Led team six times each in scoring and rebounding... Among SoCon leaders, was sixth in blocks... Scored in double figures in 16 games... Named to the All-Southern Conference Second Team by the coaches and media... In the season opener against College of Charleston (11/9), scored 12 points to lead the team... Scored 16 points to top the squad against Towson (11/14) in the Preseason WNIT... Scored 17 points and secured six boards against Southern Wesleyan (11/19) on 7-of-7 shooting... Scored 12 points against High Point (11/30) and followed with 11 rebounds and six points at Coastal Carolina (12/4) ... Against Northern Kentucky (12/20), led team with 14 points, and followed with 12 points at Tulane (12/30) ... Notched 10 points at Furman (1/13) to help the Terriers secure their first-ever road win over the Paladins... Scored 11 points in two consecutive games, with six boards at Mercer (1/22) and then with nine boards against Chattanooga (1/27) ... Posted 15 points against Furman (2/12) to kick off a stretch of six-straight double-digit scoring games... Posted fourth-career double-double against Mercer (2/17) with 17 points and 12 rebounds... Scored 10 points each against Samford (2/19) and UNCG (2/21) ... Posted 17 points at ETSU (2/24) and tallied a season-high 25 points at Chattanooga (2/26) ... In the Southern Conference Tournament, tallied her fifth-career double-double with 11 points and 12 boards against Furman (3/4) with a career-high four blocks... Against Middle Tennessee (3/17) in the WNIT, scored nine points with two blocks.

**2020-21:** Started all 24 games ... Led the team with 253 points (10.5 ppg) and was third on the team with 120 rebounds (5.0 rpg) ... Also had a team-high 28 blocks, along with 17 steals and 13 assists ... Led team in scoring in five games and in rebounding in five games ... Scored in double figures in 13 games ... Named to the All-Southern Conference second team by the coaches and media ... Among SoCon leaders, was 13th in scoring, sixth in blocks and 14th in rebounds ... At UNC

Asheville (12/6) had 11 points and added 11 points at Xavier (12/13) ... Against Erskine (1/2) had 17 points and nine rebounds ... Scored 14 points against Furman (1/9) ... Against ETSU (1/14) scored 14 points and added 10 points and eight rebounds in the second game against the Bucs (1/16) ... At Western Carolina (1/23) had 12 points ... At UNC Greensboro (1/28) had ten rebounds and eight points, followed by 10 points and seven rebounds in the second meeting (1/30) ... Scored 13 points against Chattanooga (2/6) and also had 13 points against Samford (2/11) ... At Mercer (2/19) scored 17 points, with a season-high 26 points in the second meeting against the Bears (2/21) ... In the Southern Conference Tournament, had 12 points and 10 rebounds in the opening game against UNC Greensboro (3/4) ... In the semifinals against ETSU (3/5) had a team-high 15 points with four rebounds ... Against Mercer (3/7) in the championship game had five rebounds and three points ... Named to the SoCon All-Tournament Team.

**2019-20:** Played in 29 games with 28 starts ... Scored 214 points (7.4 ppg) and had a team-high 173 rebounds (6.0 rpg) ... Led the team in blocks with 42, which ranked 14th among freshmen in the country, and in rebounding (6.0 rpg)... Named Southern Conference Freshman of the Year ... Reached double figures (15 points) for the first time on 7-9 shooting against Presbyterian (11/26)... Recorded her first double-double in win over Western Carolina (1/23) with 11 points and 10 rebounds ... Notched another double-double against Mercer (2/6) with 14 points and a season-high 12 rebounds ... Scored a season-high 18 points in win at Western Carolina (2/22).

**HIGH SCHOOL:** A three-year varsity letter winner at North Harrison High School ... Named a Wendy's High School Heisman for the state of Indiana, where she led her team to three consecutive conference championships and two back-to-back state runner-up finishes in 2015 and 2016 ... In her junior and sophomore seasons, she averaged 20.7 points/8.6 rebounds and 20.1 points/8.8 rebounds respectively while reaching two 3A state championships and earning consecutive Mid-Southern Conference titles ... Named Hoosier Basketball First Team All-State and was a

## CAREER STATS AT WOFFORD

Year	GP	GS	Min	Avg	FG	FGA	Pct	3FG	FGA	Pct	FT	FTA	Pct	Off	Def	Tot	Avg	PF	FO	A	TO	Blk	Stl	Pts	Avg
2019-20	29	28	676	23.3	90	206	.437	13	34	.382	21	27	.778	60	113	173	6.0	89	4	15	28	42	18	214	7.4
2020-21	24	24	612	25.5	99	205	.483	25	62	.403	30	43	.698	36	84	120	5.0	54	1	13	23	28	17	253	10.5
2021-22	31	31	896	28.9	115	304	.378	31	109	.284	41	57	.719	65	115	180	5.8	61	0	31	43	29	15	302	9.7
<b>TOTAL</b>	<b>84</b>	<b>83</b>	<b>2,184</b>	<b>26.1</b>	<b>304</b>	<b>715</b>	<b>.425</b>	<b>69</b>	<b>205</b>	<b>.337</b>	<b>92</b>	<b>127</b>	<b>.724</b>	<b>161</b>	<b>312</b>	<b>473</b>	<b>5.6</b>	<b>204</b>	<b>5</b>	<b>59</b>	<b>94</b>	<b>99</b>	<b>50</b>	<b>769</b>	<b>9.2</b>





**CAREER-HIGHS**

Points.....	26, at Mercer (2/21/21)
Rebounds.....	12 (3x), last vs. Furman (3/4/22)
Assists.....	3 (3x), last vs. Brevard (12/8/21)
Blocks.....	4 (5x), last vs. Furman (3/4/22)
Steals.....	3, vs. Erskine (1/2/21)
Field Goals Made.....	11, at Mercer (2/21/21)
3-Point FG Made.....	4, at Chattanooga (2/26/22)
Free Throws Made.....	6, vs. ETSU (2/13/20)
Minutes.....	39 (2x), last at Mercer (1/22/22)

**HATTON OFF THE COURT****Favorites...****Meal:** Sweet potatoes**Movie:** Top Gun Maverick**TV show:** Outlander**Song:** Satellite by Harry Styles**Musical artist:** Harry Styles**Celebrity:** Harry Styles**Athlete:** Elena Delle Donne

- **What is your nickname?**  
Lil
- **What is your dream job?**  
Trauma surgeon/plastic surgeon
- **What is your best talent/skill?**  
Doing the worm
- **What is your favorite thing about Wofford?**  
The community
- **If you could witness any historical sports moment live, which would it be?**  
Fab Five Olympic gymnast team gold
- **Favorite trip you've taken?**  
Week trail running in Utah and Zion National Park
- **What is the best advice you've received?**  
Give kindness often and without expectations
- **Best Coach Garrity quote?**  
"Give 'em the dipsy doo."



two-time Mid-Southern Conference and Courier Journal Girls' Basketball Player of the Year, while also being an IBCA Underclass Supreme 15 selection ... Holds Courier Journal Scholar/Athlete and Southern Indiana Female Athlete of the year recognition, maintaining a 4.5 GPA and No. 1 academic class ranking ... Posted a 76-9 career record at North Harrison and ranked fourth all-time in the state in blocks (390).

**PERSONAL:** Born on April 22, 2001 ... Daughter of Stephen and Emily Hatton ... Majoring in biology.

**HONORS & AWARDS:**

- 2019-20 SoCon Freshman of the Year
- 2019-20 Southern Conference Academic Honor Roll
- 2020-21 All-Southern Conference Second Team (coaches and media)
- 2020-21 Southern Conference All-Tournament First Team
- 2020-21 Southern Conference Academic Honor Roll
- 2020-21 Academic All-Southern Conference
- 2020-21 CoSIDA Academic All-District
- 2021-22 Preseason All-Southern Conference Team
- 2021-22 All-Southern Conference Second Team (Coaches and Media)
- 2021-22 Southern Conference Academic Honor Roll
- 2021-22 Southern Conference All-Academic Team



# HELEN MATTHEWS

5-10 • Guard

Junior

Kaipoi, New Zealand

Kaipoi

# 5

**2021-22:** Played in 28 games with two starts... Scored 157 points (5.6 ppg) alongside 92 rebounds (3.3 rpg), 48 assists and 21 steals... Third on team in blocks and assists... Led the team in scoring twice, assists seven times and rebounding twice... Opened the season with seven points against College of Charleston (11/9)... Made her two starts in the Preseason WNIT against NC State (11/12) and Towson (11/14)... Recorded 11 points against High Point (11/30)... Posted 14 points and eight boards with three steals and four assists against Brevard (12/8)... Secured eight rebounds and five assists against Erskine (1/1)... Scored 16 points at Samford (1/20)... Finished just shy of a double-double at UNCG (2/3) with 10 points and eight boards... Scored a career-high 23 points at Western Carolina (2/5)... Returned to play at Chattanooga (2/26) after missing three games due to injury, recording a career-high two blocks with four points and six rebounds.

**2020-21:** Played in 23 games with six starts... Scored 141 points (6.1 ppg) along with 73 rebounds (3.2 rpg), 49 assists and 14 steals... Started the season opener against Winthrop (11/25) and scored nine points with six rebounds... At the College of Charleston (11/29) scored 11 points... Added eight points at High Point (12/2)... At Kentucky (12/19) had six points and five rebounds... At Western Carolina had six rebounds in the first game (1/21) and six points in the second game (1/23)... At UNC Greensboro (1/30) scored nine points with four rebounds... Scored nine points against Chattanooga (2/6) with four rebounds... At Mercer (2/21) scored ten points and had six rebounds... At Furman (2/25) scored 11 points... In the Southern Conference Tournament, had 16 points in the opening game against UNC Greensboro (3/4) and added five points in the semifinals against ETSU (3/5)... Against Mercer (3/6) in the championship game had nine points and four rebounds... Earned a spot on the All-Tournament Team.

**HIGH SCHOOL:** Played all four years on her varsity team... Represented the U17 New Zealand team in 2017 and 2018, the U18 New Zealand team in 2019... Played for the Canterbury representative team at the

U15, U17, and U19 levels, and has been a part of the Mainland Eagles Academy since 2015... During her junior season she was named to Canterbury High School's All-Star team... As a senior she scored over 20 points per game and was once again named to the All-Star team.

**PERSONAL:** Born on November 15, 2001 in Christchurch, New Zealand... Daughter of Greg Matthews and Maureen Currie... Majoring in international affairs.

#### HONORS & AWARDS:

- 2020-21 Southern Conference All-Tournament First Team
- 2020-21 Southern Conference Academic Honor Roll
- 2021-22 Southern Conference Academic Honor Roll
- 2021-22 Southern Conference All-Academic Team

#### CAREER STATS AT WOFFORD

Year	GP	GS	Min	Avg	FG	FGA	Pct	3FG	FGA	Pct	FT	FTA	Pct	Off	Def	Tot	Avg	PF	FO	A	TO	Blk	Stl	Pts	Avg
2020-21	23	6	472	20.5	55	152	.362	10	40	.250	21	32	.656	23	50	73	3.2	34	0	49	58	2	14	141	6.1
2021-22	28	2	515	18.4	63	173	.364	10	51	.196	21	34	.618	32	60	92	3.3	46	0	48	51	6	21	157	5.6
<b>TOTAL</b>	<b>51</b>	<b>8</b>	<b>987</b>	<b>19.4</b>	<b>118</b>	<b>325</b>	<b>.363</b>	<b>20</b>	<b>91</b>	<b>.220</b>	<b>42</b>	<b>66</b>	<b>.636</b>	<b>55</b>	<b>110</b>	<b>165</b>	<b>3.2</b>	<b>80</b>	<b>0</b>	<b>97</b>	<b>109</b>	<b>8</b>	<b>35</b>	<b>298</b>	<b>5.8</b>





**CAREER-HIGHS**

Points.....	23, at Western Carolina (2/5/22)
Rebounds.....	8 (3x), last at UNCG (2/3/22)
Assists.....	8, vs. UNCG (3/4/21)
Blocks.....	2, vs. Chattanooga (1/27/22)
Steals.....	3 (3x), last vs. Furman (2/12/22)
Field Goals Made.....	10, at Western Carolina (2/5/22)
3-Point FG Made.....	3, at Western Carolina (2/5/22)
Free Throws Made.....	4 (3x), last vs. High Point (11/30/21)
Minutes.....	39, at High Point (12/2/20)

**MATTHEWS OFF THE COURT****Favorites...****Meal:** Dad's schnitzel**Movie:** Birds of Prey**TV show:** The Office**Song:** Alter by Kehlani**Musical artist:** H. E. R.**Celebrity:** Miley Cyrus**Athlete:** Ruby Tui

- **What is your nickname?**  
Shalom, Fizzy
- **What is your dream job?**  
UN ambassador
- **What is your best talent/skill?**  
Juggling
- **What is your favorite thing about Wofford?**  
My team
- **If you could witness any historical sports moment live, which would it be?**  
Cavs vs. Warriors 2016 game 7
- **Favorite trip you've taken?**  
India
- **What is the best advice you've ever received?**  
Love what you do
- **Best Coach Garrity quote?**  
"Don't be so loosey goosey."





# SYDNEE RICETTO

5-8 • Guard  
 Sophomore  
 Mt. Juliet, Tenn.  
 Green Hill

# 3

**2021-22:** Played in 26 games with 116 points (4.5 ppg) with 18 rebounds, 12 assists and 11 steals... Led team in scoring three times... Scored first career points by reaching double figures for the first time with 10 points in the Preseason WNIT against Florida (11/15) ... Collected career-high marks with 19 points and three steals against Southern Wesleyan (11/19) ... Scored 18 points with a career-high three assists against Brevard (12/8) ... Added 10 points against Erskine (1/1) ... Totaled 11 points against Chattanooga (1/27) ... Scored seven points against Mercer (2/17) ... In the WNIT at Middle Tennessee (3/17), scored nine points.

**HIGH SCHOOL:** For her career, scored 1,789 points with 247 made three pointers and 154 steals ... As a senior played at Green Hill High School ... Named All-District, All-County and All-Midstate, along with receiving "Best All-Around Student-Athlete" in Wilson County recognition ... Averaged 18.3 points per game and 4.2 assists per game during her senior season ... Began her high school career at Wilson Central, where she was voted Team MVP her freshman and sophomore season ... Also selected to the All-State second team her freshman year and All-State first team her sophomore season, along with being selected All-District and All-County both years ... Averaged 20 points per game during her sophomore season, surpassing 1,000 points in the process ... Before an injury ended her junior year, averaged 21 points per game and 5 rebounds per game ... Also played softball for two seasons, earning All-District honors ... Member of the National Honor Society and Beta Club.

**PERSONAL:** Born May 12, 2003 ... Daughter of Bryan and Julie Richetto ... Father played basketball at Ashland University and sister, Kaylee, plays softball at Middle Tennessee State ... Undecided on major.

**HONORS & AWARDS**

- 2021-22 Southern Conference Academic Honor Roll

**CAREER STATS AT WOFFORD**

Year	GP	GS	Min	Avg	FG	FGA	Pct	3FG	FGA	Pct	FT	FTA	Pct	Off	Def	Tot	Avg	PF	FO	A	TO	Blk	Stl	Pts	Avg
2021-22	26	0	266	10.3	42	100	.420	20	51	.392	12	13	.923	4	14	18	0.7	18	0	12	17	1	11	116	4.5
<b>TOTAL</b>	<b>26</b>	<b>0</b>	<b>266</b>	<b>10.3</b>	<b>42</b>	<b>100</b>	<b>.420</b>	<b>20</b>	<b>51</b>	<b>.392</b>	<b>12</b>	<b>13</b>	<b>.923</b>	<b>4</b>	<b>14</b>	<b>18</b>	<b>0.7</b>	<b>18</b>	<b>0</b>	<b>12</b>	<b>17</b>	<b>1</b>	<b>11</b>	<b>116</b>	<b>4.5</b>





**CAREER-HIGHS**

Points.....	19, vs. Southern Wesleyan (11/19/21)
Rebounds.....	3 (2x), last at Clemson (12/17/21)
Assists.....	3, vs. Brevard (12/18/21)
Blocks.....	1, vs. UNCG (2/21/22)
Steals.....	3, vs. Southern Wesleyan (11/19/21)
Field Goals Made.....	7, vs. Southern Wesleyan (11/19/21)
3-Point FG Made.....	3 (3x), last vs. Chattanooga (1/27/22)
Free Throws Made.....	4, at Clemson (12/17/21)
Minutes.....	29, vs. Brevard (12/8/21)

***RICHETTO OFF THE COURT******Favorites...*****Meal:** Nana's chicken casserole**Movie:** Top Gun Maverick**TV show:** Virgin River**Song:** Til You Can't by Cody Johnson**Musical artist:** Rod Wave**Celebrity:** Miles Teller**Athlete:** Kelsey Plum

- **What is your nickname?**  
Syd, Syd Games, Italian Ice
- **What is your dream job?**  
Personal trainer for famous people
- **What is your best talent/skill?**  
Juggle
- **What is your favorite thing about Wofford?**  
Atmosphere
- **If you could witness any historical sports moment live, which would it be?**  
Wilt Chamberlain's 100-point game
- **Favorite trip you've taken?**  
Family beach trip
- **What is the best advice you've ever received?**  
When you don't feel motivated, think of the most important person in your life and make it happen for them.
- **Best Coach Garrity quote?**  
"It's mathematically impossible to lose if you win all four quarters."





# ANNABELLE SCHULTZ

5-7 • Guard

Junior

Asheville, North Carolina

Erwin



**2021-22:** Played in all 31 games with one start... Scored 188 points (6.1 ppg) with 73 rebounds, 18 assists and 33 steals... Second on team in steals... Led team in scoring four times... Posted 16 points at NC State (11/12) in the Preseason WNIT to tie for the team lead... Pulled down six rebounds with six points at App State (12/12) ... Recorded first-career double-double against Erskine (1/1) with 17 points and 12 rebounds, with career-high marks in rebounds, made threes (five) and assists (four)... Followed with 12 points against Western Carolina (1/6), all from three-point range... Made first-career start at Furman (1/13) with 14 points in a career-high 38 minutes to help lift Wofford to its first-ever road win over the Paladins... Tallied 12 points, all from three-point range, against Chattanooga (1/27) ... Scored a career-high 19 points against ETSU (1/29) while tying her career-best marks with six field goals and five three-pointers... Recorded eight points against Furman (2/12) ... In the Southern Conference Tournament against Furman (3/4), scored seven points with two assists.

**2020-21:** Played in 17 games ... Scored 80 points (4.7 ppg) and had 27 rebounds (1.6 rpg), along with 19 steals ... Against Erskine (1/2) scored 12 points in her season debut with eight rebounds ... Against Samford (2/13) was 4-of-6 from the floor, including 3-of-4 from behind the arc, for 11 points ... At Furman (2/25) was 3-of-4 from three and 4-of-5 overall for 11 points ... In the Southern Conference Tournament had eight points each against UNC Greensboro (3/4) and ETSU (3/5), along with six points against Mercer (3/7) in the championship game.

**HIGH SCHOOL:** Schultz started her varsity career when she was in 7th grade ... Would go on to win conference and state titles in four straight seasons (2014-2018) ... As a freshman was voted to the All-Conference Team ... During her sophomore season she was named Conference Player of the Year and selected to the All-State Team ... After sitting out her junior year with an injury, as a senior she led the team in points (22.7 ppg), rebounds (6.1 rpg), assists (3.5 apg), and steals (4.2 spg) ... During

the season she would go on to score 1,000 points ... Invited to play in the North Carolina East/West All-Star Game.

**PERSONAL:** Born on November 30, 2001 ... Daughter of Jeffery and Kathy Schultz ... Majoring in finance.

**CAREER STATS AT WOFFORD**

Year	GP	GS	Min	Avg	FG	FGA	Pct	3FG	FGA	Pct	FT	FTA	Pct	Off	Def	Tot	Avg	PF	FO	A	TO	Blk	Stl	Pts	Avg
2020-21	17	0	201	11.9	25	55	.455	16	40	.400	14	17	.824	9	18	27	1.6	19	0	8	10	0	19	80	4.7
2021-22	31	1	608	19.6	63	197	.320	44	145	.303	18	22	.818	18	55	73	2.4	53	0	18	18	3	33	188	6.1
<b>TOTAL</b>	<b>48</b>	<b>1</b>	<b>809</b>	<b>16.9</b>	<b>88</b>	<b>252</b>	<b>.349</b>	<b>60</b>	<b>185</b>	<b>.324</b>	<b>32</b>	<b>39</b>	<b>.821</b>	<b>27</b>	<b>73</b>	<b>100</b>	<b>2.1</b>	<b>72</b>	<b>0</b>	<b>26</b>	<b>28</b>	<b>3</b>	<b>52</b>	<b>268</b>	<b>5.6</b>





**CAREER-HIGHS**

Points.....	19, vs. ETSU (1/29/22)
Rebounds.....	12, vs. Erskine (1/1/22)
Assists.....	4 (2x), last vs. Erskine (1/1/22)
Blocks.....	1 (3x), last vs. Chattanooga (1/27/22)
Steals.....	4, at Western Carolina (1/23/21)
Field Goals Made.....	6 (3x), last vs. ETSU (1/29/22)
3-Point FG Made.....	5 (2x), last vs. ETSU (1/29/22)
Free Throws Made.....	6, vs. ETSU (3/5/21)
Minutes.....	38, at Furman (1/13/22)

**SCHULTZ OFF THE COURT****Favorites...****Meal:** French toast**Movie:** The Breakfast Club**TV show:** That 70s Show**Song:****Musical artist:** The Beatles**Celebrity:****Athlete:** Trae Young

- **What is your nickname?**  
A.B.
- **What is your dream job?**
- **What is your best talent/skill?**
- **What is your favorite thing about Wofford?**
- **If you could witness any historical sports moment live, which would it be?**
- **Favorite trip you've taken?**  
Family RV trip out west
- **What is the best advice you've ever received?**
- **Best Coach Garrity quote?**





# JA'RAE SMITH

5-6 • Guard

Sophomore

Piedmont, South Carolina

Woodmont

# O

**2021-22:** Played in 15 games with 21 points, seven rebounds and 14 assists... Tied for team lead in assists once... Made first collegiate appearance in the season opener against College of Charleston (11/9), recording a steal... Dished first assists with three in the Preseason WNIT at NC State (11/12) ... Scored first points with two against Southern Wesleyan (11/19), also dishing three assists and pulling down first two rebounds... Against Brevard (12/8), posted career-highs in points (seven), minutes (27), assists (four) and steals (three) while tying for the team lead in assists... Added five points against Erskine (1/1) ... Scored four points against ETSU (1/29) ... In the WNIT at Middle Tennessee (3/17), scored three points and dished an assist.

**2020-21:** Did not see action.

**HIGH SCHOOL:** A four-year member of Woodmont High School's varsity team and was a team captain all four years ... Part of a team that was ranked second in the region and was awarded numerous accolades her freshman year ... Received All-County, All-Region and All-State recognition throughout high school ... A member of the school's 1,000 point club ... Playing in a total of 77 games, averaged 12.6 points, 2.8 assists, 3.7 rebounds, and 2.9 steals ... Also ranked in the top 10% of her class academically.

**PERSONAL:** Born on September 2, 2001 ... Daughter of Raynard and Marilyn Smith ... Father, Raynard, played basketball at St. Augustine University ... Majoring in finance.

**HONORS & AWARDS**

- 2021-22 Southern Conference Academic Honor Roll

**CAREER STATS AT WOFFORD**

Year	GP	GS	Min	Avg	FG	FGA	Pct	3FG	FGA	Pct	FT	FTA	Pct	Off	Def	Tot	Avg	PF	FO	A	TO	Blk	Stl	Pts	Avg
2020-21	---	---	---	---	---	---	---	---	---	---	---	---	---	---	---	---	---	---	---	---	---	---	---	---	---
2021-22	15	0	110	7.4	8	19	.421	1	3	.333	4	8	.500	2	5	7	0.5	18	0	14	11	0	4	21	1.4
<b>TOTAL</b>	<b>15</b>	<b>0</b>	<b>110</b>	<b>7.4</b>	<b>8</b>	<b>19</b>	<b>.421</b>	<b>1</b>	<b>3</b>	<b>.333</b>	<b>4</b>	<b>8</b>	<b>.500</b>	<b>2</b>	<b>5</b>	<b>7</b>	<b>0.5</b>	<b>18</b>	<b>0</b>	<b>14</b>	<b>11</b>	<b>0</b>	<b>4</b>	<b>21</b>	<b>1.4</b>





**CAREER-HIGHS**

Points.....	7, vs. Brevard (12/8/21)
Rebounds.....	2 (2x), last vs. Brevard (12/8/21)
Assists.....	4, vs. Brevard (12/8/21)
Blocks.....	-
Steals.....	3, vs. Brevard (12/8/21)
Field Goals Made.....	2 (3x), last vs. ETSU (1/29/22)
3-Point FG Made.....	2, vs. Erskine (1/1/22)
Free Throws Made.....	3, vs. Brevard (12/8/21)
Minutes.....	27, vs. Brevard (12/8/21)

**J. SMITH OFF THE COURT****Favorites...****Meal:** Chicken alfredo**Movie:** The Dark Knight**TV show:** Grey's Anatomy**Song:** Time Machine by Muni Long**Musical artist:** Beyonce**Celebrity:** Michael B. Jordan**Athlete:** Kobe Bryant / Stephen Curry

- **What is your nickname?**  
Sweetbabyray / Babyray
- **What is your dream job?**  
Sports agent
- **What is your best talent/skill?**  
Playing the saxophone
- **What is your favorite thing about Wofford?**  
Beautiful campus, family atmosphere
- **If you could witness any historical sports moment live, which would it be?**  
Allen Iverson steps over Ty Lue
- **Favorite trip you've taken?**  
To Chicago with my sister
- **What is the best advice you've ever received?**  
Don't second guess yourself, trust your instincts
- **Best Coach Garrity quote?**  
"You know what I'm saying... You hear what I'm saying."





# RACHAEL ROSE

5-7 • Guard

Sophomore

Scranton, Pennsylvania

Scranton Prep / USC Upstate

# 12

**BEFORE WOFFORD:** With USC Upstate, Rose posted 13.1 points per game on a 54.6 percent shooting clip and a three-point mark of 40.3 percent... She was second on the Spartans squad with both her scoring average and her rebounding mark of 5.1... Running the point was where she shined even brighter, dishing 3.6 assists per game to lead the team and rank fifth in the Big South... She was also stellar at the charity stripe, knocking down 81.9 percent of her free throws, third best in the Big South... This all led to eight different Big South Freshman of the Week honors, and her rookie accolades were capped with a Big South Freshman of the Year recognition... She also earned a spot on the Big South All-Freshman Team and Honorable Mention All-Big South honors.

**HIGH SCHOOL:** At Scranton Prep, Rose scored in double-figures each of her four seasons, including a personal-best of 19 PPG her junior year... She garnered all-league, all-region and all-state selections all four seasons... Her Scranton Prep squad made the state playoffs each of her four seasons, going as far as the state quarterfinals twice – her junior and senior seasons... That junior campaign in 2019-20 saw the team go a perfect 28-0 before the season was unfortunately ended in that quarterfinal round due to the Covid-19 pandemic... Rose ended her high school career by averaging 16 PPG, five APG and seven RPG in her senior season.

**PERSONAL:** Born on June 28, 2002... Daughter of Tim and Kathy Rose... Aunt Missy played basketball at UConn, uncle Craig played basketball at Army and brother Timmy played basketball at Binghamton from 2015-19... Undecided on a major.

**CAREER STATS** (2021-22 AT USC UPSTATE - ITALICS)

Year	GP	GS	Min	Avg	FG	FGA	Pct	3FG	3FGA	Pct	FT	FTA	Pct	Off	Def	Tot	Avg	PF	FO	A	TO	Blk	Stl	Pts	Avg
2021-22	29	29	997	34.4	130	238	.546	25	62	.403	95	116	.819	15	133	148	5.1	60	0	103	67	8	46	380	13.1
TOTAL	29	29	997	34.4	130	238	.546	25	62	.403	95	116	.819	15	133	148	5.1	60	0	103	67	8	46	380	13.1





**CAREER-HIGHS**

Points.....	29, at Presbyterian (2/16/22)
Rebounds.....	11 (2x), last vs. Longwood (2/23/22)
Assists.....	7, vs. Mars Hill (11/28/21)
Blocks.....	1, eight times
Steals.....	7, at South Carolina State (11/16/21)
Field Goals Made.....	10, vs. UNC Asheville (3/4/22)
3-Point FG Made.....	3 (2x), last at Morehead State (12/18/21)
Free Throws Made.....	9, at Presbyterian (2/16/22)
Minutes.....	43, at Western Carolina (12/1/21)

**ROSE OFF THE COURT****Favorites...****Meal:** Mom's chicken casserole**Movie:** Remember the Titans**TV show:** One Tree Hill**Song:** All Too Well (Ten Minute Version) (Taylor's Version)  
by Taylor Swift**Musical artist:** Taylor Swift**Celebrity:** Taylor Swift**Athlete:** Sue Bird

- **What is your nickname?**  
Rachael
- **What is your dream job?**  
Traveler
- **What is your best talent/skill?**  
Singing
- **What is your favorite thing about Wofford?**  
The women's basketball team
- **If you could witness any historical sports moment live, which would it be?**  
Simone Biles - 2016 Olympics
- **Favorite trip you've taken?**  
Turks and Caicos
- **What is the best advice you've ever received?**  
Play with a chip on your shoulder and prove people wrong.
- **Best Coach Garrity quote?**  
"True dat. Are the kids still saying that?"





# INDIYA CLARKE

5-11 • Guard  
Freshman  
Wasilla, Alaska  
Cony

# 20

**HIGH SCHOOL:** Clarke has played at both Colony High School in Wasilla, Alaska and Cony High School in Augusta, Maine. . . Her high school career began with a second team all-conference nod her freshman season, and she followed this with second team all-state and first team all-conference selections her sophomore year. . . Her junior year saw further accolades, earning first team all-state honors and Northern Lights conference MVP.

**PERSONAL:** Born on May 18, 2004. . . Daughter of Jerome Clarke and Jamey Esquibel. . . Undecided on a major.

## CLARKE OFF THE COURT Favorites...

**Meal:** Sushi and miso soup

**Movie:** Iron Man 3

**TV show:** New Girl

**Song:** Only Exception by Paramore

**Musical artist:** Taylor Swift

**Celebrity:** Blake Lively

**Athlete:** Haley Jones

- **What is your nickname?**
- **What is your dream job?**  
Marine biologist
- **What is your best talent/skill?**  
Binge reading
- **What is your favorite thing about Wofford?**  
My teammates
- **If you could witness any historical sports moment live, which would it be?**  
Stanford Natty
- **Favorite trip you've taken?**  
Maine - 2022 August
- **What is the best advice you've ever received?**  
Control the things under you control
- **Best Coach Garrity quote?**  
"That's facts."







# JESSIE PARISH

6-2 • Forward

Freshman

Dacula, Georgia

Hebron Christian Academy

# 2

**HIGH SCHOOL:** Parish helped guide Hebron Christian Academy to a class-A private final four appearance her sophomore season and a state championship the following year... Averaged 9.6 PPG and 7.6 RPG while dishing 2.4 APG her sophomore year en route to an all-region honorable mention selection as well as earning the 2020 Jim Clark Holiday Classic MVP award... During Hebron's state championship run her junior season, Parish posted 9.2 PPG and 8.3 RPG while adding 1.9 APG... She earned preseason all-state third team and third team all-region nods as well as a Gwinnett Daily Post Player of the Week honor... For her senior campaign, Parish has received a preseason first team all-state nod and a Gwinnett Daily Post Super Six selection... Parish also excelled as a swimmer and first baseman for the softball team... In swimming, she was state runner-up in the 50 free in 2018-19, earning first team all-state honors, and on the diamond, she hit over .500 each of her three seasons, earning both first team all-region and first team all-area honors... Voted by fans as SBLive Georgia's multi-sports girls athlete of the year for 2021-22.

**PERSONAL:** Born on October 25, 2003... Daughter of Jay and Joy Parish... Undecided on a major.

## PARISH OFF THE COURT

### Favorites...

**Meal:** Tacos

**Movie:** Top Gun

**TV show:** Vampire Diaries

**Song:** Found Myself in a Country Song by Jaden Hamilton

**Musical artist:** Thomas Rhett

**Celebrity:** Miles Teller

**Athlete:** Dansby Swanson

- **What is your nickname?**  
Bess
- **What is your dream job?**  
Pharmacist
- **What is your best talent/skill?**  
Can sleep anywhere
- **What is your favorite thing about Wofford?**  
Burwell waffle
- **If you could witness any historical sports moment live, which would it be?**  
USA men's 4x100 relay comeback at 2008 Beijing Olympic Games (swimming)
- **Favorite trip you've taken?**  
Anywhere with a beach
- **What is the best advice you've ever received?**  
Just smile and have fun
- **Best Coach Garrity quote?**  
"Jessie, don't bring a U-Haul."



# LIBBY PRIVETT

5-8 • Guard

Freshman

Hunstville, Alabama

Madison Academy

# 10

**HIGH SCHOOL:** Privett enjoyed a decorated high school career in which she guided Madison Academy to back-to-back state runner-up finishes her freshman and sophomore seasons, followed by a regional semifinal appearance her junior year. . . After posting 157 points, 28 assists and 63 rebounds in her freshman campaign, Privett came into her own the following year with 301 points, 65 assists and 106 rebounds with an all-region nod. . . In her junior season, Privett tallied 329 points and 140 boards while dishing 72 assists to earn all-area, all-region and second team all-state honors. . . A three-sport athlete, she also picked up an all-district team nod as the goalie for the soccer team and was a 4x1 relay state champion sprinter on the track team.

**PERSONAL:** Born on August 15, 2003. . . Daughter of Brian and Melinda Privett. . . Grandfather played basketball at Livingston and father played basketball at Faulkner from 1995-2000. . . Undecided on a major.

## PRIVETT OFF THE COURT Favorites...

**Meal:** Chicken fingers

**Movie:** Space Jam (original one)

**TV show:** Friends

**Song:** The Spins by Mac Miller

**Musical artist:** Mac Miller

**Celebrity:** Kelly Oubre

**Athlete:** Paige Bueckers

- **What is your nickname?**  
Libith
- **What is your dream job?**  
Forensic investigator
- **What is your best talent/skill?**  
Drawing
- **What is your favorite thing about Wofford?**  
Community and small feel
- **If you could witness any historical sports moment live, which would it be?**  
MJ flu game
- **Favorite trip you've taken?**  
Ghana/Africa
- **What is the best advice you've ever received?**  
Be where your feet are
- **Best Coach Garrity quote?**  
"That's too much hoopin'"





# SOPHIE SMITH

5-7 • Guard  
 Freshman  
 Cumming, Georgia  
 Denmark

# 22

**HIGH SCHOOL:** Smith played her final three high school seasons at Denmark High School in Alpharetta, Ga. after playing her freshman season with King's Ridge... Playing point guard all four seasons, she helped lift both schools to their first-ever playoff appearances... Smith is Denmark's all-time leader in points (1,710), assists (270) and three-pointers made (204)... She also holds the school's single-game records for points (44), assists (11), steals (seven) and three-pointers made (eight)... She has been First-Team All-Region and All-County each of her three years with Denmark... She averaged over 15 PPG all four years of her high school career... After being a North Georgia All-Star Underclassmen Selection her sophomore season, Smith garnered an AJC 7A Honorable Mention nod her junior season and capped it all off with GACA All-State honors her senior season.

**PERSONAL:** Born on August 1, 2003... Daughter of Jason and Susan Smith... Undecided on a major.

## S. SMITH OFF THE COURT

### Favorites...

**Meal:** Caesar salad

**Movie:** Endless Love / The Blind Side

**TV show:** The Office

**Song:** Reckless Love by Cory Asbury

**Musical artist:** Riley Green

**Celebrity:** Dansby Swanson

**Athlete:** Dansby Swanson

- **What is your nickname?**  
Soph
- **What is your dream job?**  
Physical therapist / dermatologist
- **What is your best talent/skill?**  
Fifty state song
- **What is your favorite thing about Wofford?**  
Team / teammates
- **If you could witness any historical sports moment live, which would it be?**  
One of Michael Jordan's games
- **Favorite trip you've taken?**  
Beach trip with my friends
- **What is the best advice you've ever received?**  
Stay where your feet are
- **Best Coach Garrity quote?**  
To be determined

Overall Combined Stats

Game Records

Record	Overall	Home	Away	Neutral
ALL GAMES	17-14	10-4	6-7	1-3
CONFERENCE	11-3	6-1	5-2	0-0
NON-CONFERENCE	6-11	4-3	1-5	1-3

Score by Periods

Team	1st	2nd	3rd	4th	OT	TOT
Wofford	515	504	472	560	0	2051
Opponents	455	457	482	531	0	1925

Team Box Score

No.	Player	Total			3-Point		F-Throw		Rebounds				Other				PTS	AVG				
		GP-GS	MIN	AVG	FG-FGA	FG%	3FG-3FGA	3FG%	FT-FTA	FT%	OFF	DEF	TOT	AVG	PF	DQ			A	TO	BLK	STL
30	CARMAN, Jackie	30-28	854:24	28.5	128-330	.388	62-185	.335	54-81	.667	12	69	81	2.7	33	0	39	24	0	27	372	12.4
14	HATTON, Lilly	31-31	896:06	28.9	115-304	.378	31-109	.284	41-57	.719	65	115	180	5.8	61	0	31	43	29	15	302	9.7
2	LUTZ, Niyah	31-31	796:20	25.7	101-280	.361	42-101	.416	25-32	.781	42	134	176	5.7	52	0	62	63	3	28	269	8.7
4	RAPERT, Reagan	31-30	860:53	27.8	81-247	.328	34-116	.293	69-79	.873	20	83	103	3.3	44	0	114	80	0	38	265	8.5
21	TOMLIN, Alexis	31-31	816:20	26.3	99-231	.429	0-1	.000	64-84	.762	82	149	231	7.5	55	0	24	53	31	28	262	8.5
1	SCHULTZ, Annabelle	31-1	608:50	19.6	63-197	.320	44-145	.303	18-22	.818	18	55	73	2.4	53	0	18	18	3	33	188	6.1
5	MATTHEWS, Helen	28-2	515:10	18.4	63-173	.364	10-51	.196	21-34	.618	32	60	92	3.3	46	0	48	51	6	21	157	5.6
3	RICHETTO, Sydnee	26-0	266:36	10.3	42-100	.420	20-51	.392	12-13	.923	4	14	18	0.7	18	0	12	17	1	11	116	4.5
40	CRAWFORD, Abbey	26-0	219:27	8.4	32-59	.542	0-1	.000	7-11	.636	10	20	30	1.2	21	0	4	11	4	6	71	2.7
23	COOK, Lawren	6-0	112:22	18.7	5-20	.250	2-5	.400	1-2	.500	3	25	28	4.7	6	0	7	12	0	0	13	2.2
0	SMITH, Ja'Rae	15-0	110:33	7.4	8-19	.421	1-3	.333	4-8	.500	2	5	7	0.5	18	0	14	11	0	4	21	1.4
32	HARRIS, Alea	19-1	142:60	7.5	6-25	.240	2-9	.222	1-2	.500	4	12	16	0.8	10	0	12	14	2	4	15	0.8
Team											36	55	91				19					
<b>Total</b>		<b>31</b>	<b>6200</b>		<b>743-1985</b>	<b>.374</b>	<b>248-777</b>	<b>.319</b>	<b>317-425</b>	<b>.746</b>	<b>330</b>	<b>796</b>	<b>1126</b>	<b>36.3</b>	<b>417</b>	<b>0</b>	<b>385</b>	<b>416</b>	<b>79</b>	<b>215</b>	<b>2051</b>	<b>66.2</b>
<b>Opponents</b>		<b>31</b>	<b>6200</b>		<b>731-1882</b>	<b>.388</b>	<b>209-749</b>	<b>.279</b>	<b>254-381</b>	<b>.667</b>	<b>320</b>	<b>866</b>	<b>1186</b>	<b>38.3</b>	<b>479</b>	<b>4</b>	<b>359</b>	<b>509</b>	<b>87</b>	<b>202</b>	<b>1925</b>	<b>62.1</b>

Team Statistics

	WOF	OPP
<b>Scoring</b>	<b>2051</b>	<b>1925</b>
Points per game	66.2	62.1
Scoring margin	+4.1	-
<b>Field goals-att</b>	<b>743-1985</b>	<b>731-1882</b>
Field goal pct	.374	.388
<b>3 point fg-att</b>	<b>248-777</b>	<b>209-749</b>
3-point FG pct	.319	.279
3-pt FG made per game	8.0	6.7
<b>Free throws-att</b>	<b>317-425</b>	<b>254-381</b>
Free throw pct	.746	.667
F-Throws made per game	10.2	8.2
<b>Rebounds</b>	<b>1126</b>	<b>1186</b>
Rebounds per game	36.3	38.3
Rebounding margin	-1.9	-
<b>Assists</b>	<b>385</b>	<b>359</b>
Assists per game	12.4	11.6
<b>Turnovers</b>	<b>416</b>	<b>509</b>
Turnovers per game	13.4	16.4
Turnover margin	+3.0	-
Assist/turnover ratio	0.9	0.7
<b>Steals</b>	<b>215</b>	<b>202</b>
Steals per game	6.9	6.5
<b>Blocks</b>	<b>79</b>	<b>87</b>
Blocks per game	2.5	2.8
<b>Winning streak</b>	<b>0</b>	<b>-</b>
Home win streak	2	-
<b>Attendance</b>	<b>4892</b>	<b>10115</b>
Home games-Avg/Game	14-349	13-778
Neutral site-Avg/Game	-	4-1742

Team Results

Date	Opponent	Score	Att.
11/09/2021	Col. of Charleston	L 48-80	276
11/12/2021	at NC State	L 57-90	3512
11/14/2021	vs Towson	L 48-64	3848
11/15/2021	vs Florida	L 47-61	120
11/19/2021	Southern Wesleyan	W 106-55	433
11/23/2021	UNC Asheville	L 64-70	379
11/30/2021	High Point	W 74-52	211
12/04/2021	at Coastal Carolina	L 46-58	424
12/08/2021	Brevard	W 101-37	327
12/12/2021	at App State	W 78-65	215
12/17/2021	at Clemson	L 49-84	1003
12/20/2021	Northern Ky.	L 64-84	241
12/30/2021	at Tulane	L 62-72	512
01/01/2022	Erskine	W 72-26	309
01/06/2022	Western Caro.	W 72-48	162
01/13/2022	at Furman	W 74-69	369
01/20/2022	at Samford	W 80-69	233
01/22/2022	at Mercer	L 53-67	813
01/27/2022	Chattanooga	W 76-53	504
01/29/2022	ETSU	W 73-51	426
02/03/2022	at UNC Greensboro	W 63-45	208
02/05/2022	at Western Caro.	W 71-49	303
02/12/2022	Furman	W 72-54	658
02/17/2022	Mercer	L 57-74	453
02/19/2022	Samford	W 60-52	235
02/21/2022	UNC Greensboro	W 55-47	278
02/24/2022	at ETSU	L 64-70	511
02/26/2022	at Chattanooga	W 84-75	0
03/03/2022	vs ETSU	W 66-54	1276
03/04/2022	vs Furman	L 59-64	1724
03/17/2022	at Middle Tenn.	L 56-86	2012





**POINTS**

NAME	G	PTS
1. Jackie Carman	30	372
2. Lilly Hatton	31	302
3. Niyah Lutz	31	269
4. Reagan Rapert	31	265
5. Alexis Tomlin	31	262

**POINTS PER GAME**

NAME	G	PTS	PTS/G
1. Jackie Carman	30	372	12.4
2. Lilly Hatton	31	302	9.7
3. Niyah Lutz	31	269	8.7
4. Reagan Rapert	31	265	8.5
5. Alexis Tomlin	31	262	8.5

**FIELD GOAL PERCENTAGE (MIN. 50 ATT)**

NAME	FG	ATT	PCT
1. Abbey Crawford	32	59	.542
2. Alexis Tomlin	99	231	.429
3. Sydnee Richetto	42	100	.420
4. Jackie Carman	128	330	.388
5. Lilly Hatton	115	304	.378

**FIELD GOAL ATTEMPTS**

NAME	G	ATT	ATT/G
1. Jackie Carman	30	330	11.0
2. Lilly Hatton	31	304	9.8
3. Niyah Lutz	31	280	9.0
4. Reagan Rapert	31	247	8.0
5. Alexis Tomlin	31	231	7.5

**FIELD GOALS MADE**

NAME	G	FG MADE	FG MADE/G
1. Jackie Carman	30	128	4.3
2. Lilly Hatton	31	115	3.7
3. Niyah Lutz	31	101	3.3
4. Alexis Tomlin	31	99	3.2
5. Reagan Rapert	31	81	2.6

**3-POINT FG PERCENTAGE (MIN. 20 ATT)**

NAME	3FG	ATT	PCT
1. Niyah Lutz	42	101	.416
2. Sydnee Richetto	20	51	.392
3. Jackie Carman	62	185	.335
4. Annabelle Schultz	44	145	.303
5. Reagan Rapert	34	116	.293

**3-POINT FG ATTEMPTS**

NAME	G	ATT	ATT/G
1. Jackie Carman	30	185	6.2
2. Annabelle Schultz	31	145	4.7
3. Reagan Rapert	31	116	3.7
4. Lilly Hatton	31	109	3.5
5. Niyah Lutz	31	101	3.3

**3-POINT FG MADE**

NAME	G	MADE	MADE/G
1. Jackie Carman	30	62	2.1
2. Annabelle Schultz	31	44	1.4
3. Niyah Lutz	31	42	1.4
4. Reagan Rapert	31	34	1.1
5. Lilly Hatton	31	31	1.0

**FREE THROW PERCENTAGE (MIN. 25 ATT)**

NAME	FT	ATT	PCT
1. Reagan Rapert	69	79	.873
2. Niyah Lutz	25	32	.781
3. Alexis Tomlin	64	84	.762
4. Lilly Hatton	41	57	.719
5. Jackie Carman	54	81	.667

**FREE THROW ATTEMPTS**

NAME	G	ATT	ATT/G
1. Alexis Tomlin	31	84	2.7
2. Jackie Carman	30	81	2.7
3. Reagan Rapert	31	79	2.5
4. Lilly Hatton	31	57	1.8
5. Helen Matthews	28	34	1.2

**FREE THROWS MADE**

NAME	G	MADE	MADE/G
1. Reagan Rapert	31	69	2.2
2. Alexis Tomlin	31	64	2.1
3. Jackie Carman	30	54	1.8
4. Lilly Hatton	31	41	1.3
5. Niyah Lutz	31	25	0.8

**REBOUNDS**

NAME	G	REB
1. Alexis Tomlin	31	231
2. Lilly Hatton	31	180
3. Niyah Lutz	31	176
4. Reagan Rapert	31	103
5. Helen Matthews	28	92

**REBOUNDS PER GAME**

NAME	G	REB	REB/G
1. Alexis Tomlin	31	231	7.5
2. Lilly Hatton	31	180	5.8
3. Niyah Lutz	31	176	5.7
4. Lawren Cook	6	28	4.7
5. Reagan Rapert	31	103	3.3

**OFFENSIVE REBOUNDS**

NAME	G	No.	Avg/G
1. Alexis Tomlin	31	82	2.6
2. Lilly Hatton	31	65	2.1
3. Niyah Lutz	31	42	1.4
4. Helen Matthews	28	32	1.1
5. Reagan Rapert	31	20	0.6

**DEFENSIVE REBOUNDS**

NAME	G	No.	Avg/G
1. Alexis Tomlin	31	149	4.8
2. Niyah Lutz	31	134	4.3
3. Lilly Hatton	31	115	3.7
4. Reagan Rapert	31	83	2.7
5. Jackie Carman	30	69	2.3

**ASSISTS**

NAME	G	AST	AST/G
1. Reagan Rapert	31	114	3.7
2. Niyah Lutz	31	62	2.0
3. Helen Matthews	28	48	1.7
4. Jackie Carman	30	39	1.3
5. Lilly Hatton	31	31	1.0

**STEALS**

NAME	G	STL	STL/G
1. Reagan Rapert	31	38	1.2
2. Annabelle Schultz	31	33	1.1
3. Niyah Lutz	31	28	0.9
4. Alexis Tomlin	31	28	0.9
5. Jackie Carman	30	27	0.9

**BLOCKS**

NAME	G	BLK	BLK/G
1. Alexis Tomlin	31	31	1.0
2. Lilly Hatton	31	29	0.9
3. Helen Matthews	28	6	0.2
4. Abbey Crawford	26	4	0.2
5. Niyah Lutz	31	3	0.1

**TURNOVERS**

NAME	G	TO	TO/G
1. Reagan Rapert	31	80	2.6
2. Niyah Lutz	31	63	2.0
3. Alexis Tomlin	31	53	1.7
4. Helen Matthews	28	51	1.8
5. Lilly Hatton	31	43	1.4

**TOTAL MINUTES PLAYED**

NAME	G	MINUTES	MIN/G
1. Lilly Hatton	31	896	28:54
2. Reagan Rapert	31	861	27:46
3. Jackie Carman	30	854	28:29
4. Alexis Tomlin	31	816	26:20
5. Niyah Lutz	31	796	25:41

**FOULS**

NAME	G	FOULS	FOULS/G
1. Lilly Hatton	31	61	2.0
2. Alexis Tomlin	31	55	1.8
3. Annabelle Schultz	31	53	1.7
4. Niyah Lutz	31	52	1.7
5. Helen Matthews	28	46	1.6

**FOUL OUTS**

NAME	G	FOUL OUTS
------	---	-----------

## INDIVIDUAL GAME HIGHS

### POINTS

26.....	Jackie Carman, at Appalachian State (12/12/21)
25.....	Lilly Hatton, at Chattanooga (2/26/22)
25.....	Niyah Lutz, at Furman (1/13/22)
24.....	Jackie Carman, at UNCG (2/3/22)
23.....	Helen Matthews, at Western Carolina (2/5/22)

### REBOUNDS

13.....	Alexis Tomlin, vs. Western Carolina (1/6/22)
12.....	Lilly Hatton, vs. Furman (3/4/22)
12.....	Lilly Hatton, vs. Mercer (2/17/22)
12.....	Annabelle Schultz, vs. Erskine (1/1/22)
12.....	Alexis Tomlin, vs. High Point (11/30/21)
12.....	Alexis Tomlin, vs. UNC Asheville (11/23/21)

### ASSISTS

7.....	Reagan Rapert, at Chattanooga (2/26/22)
7.....	Niyah Lutz, vs. Furman (2/12/22)

### STEALS

4.....	Alexis Tomlin, vs. ETSU (3/3/22)
4.....	Alexis Tomlin, vs. UNCG (2/21/22)
4.....	Alexis Tomlin, vs. Samford (2/19/22)
4.....	Jackie Carman, at Western Carolina (2/5/22)
4.....	Niyah Lutz, at Western Carolina (2/5/22)
4.....	Niyah Lutz, vs. UNC Asheville (11/23/21)

### BLOCKS

4.....	Lilly Hatton, vs. Furman (3/4/22)
4.....	Alexis Tomlin, vs. ETSU (3/3/22)
4.....	Alexis Tomlin, vs. Furman (2/12/22)

### FIELD GOAL PERCENTAGE (MIN. 5 MADE)

1.000 (7-7).....	Lilly Hatton, vs. Southern Wesleyan (11/19/21)
.833 (5-6).....	Niyah Lutz, vs. Southern Wesleyan (11/19/21)

### FIELD GOALS MADE

10.....	Helen Matthews, at Western Carolina (2/5/22)
10.....	Niyah Lutz, at Furman (1/13/22)

### FIELD GOAL ATTEMPTS

19.....	Niyah Lutz, at Furman (1/13/22)
18.....	Lilly Hatton, at Tulane (12/30/21)

### 3-POINT FIELD GOAL PERCENTAGE (MIN. 3 MADE)

1.000 (4-4).....	Niyah Lutz, at Chattanooga (2/26/22)
1.000 (3-3).....	Sydney Richetto, vs. Chattanooga (1/27/22)

### 3-POINT FIELD GOALS MADE

8.....	Jackie Carman, at UNCG (2/3/22)
5.....	Jackie Carman, vs. Furman (2/12/22)
5.....	Annabelle Schultz, vs. ETSU (1/29/22)
5.....	Niyah Lutz, at Furman (1/13/22)
5.....	Annabelle Schultz, vs. Erskine (1/1/22)
5.....	Jackie Carman, at Appalachian State (12/12/21)

### 3-POINT FIELD GOAL ATTEMPTS

14.....	Jackie Carman, vs. Furman (2/12/22)
11.....	Jackie Carman, at UNCG (2/3/22)
11.....	Annabelle Schultz, vs. ETSU (1/29/22)
11.....	Annabelle Schultz, at NC State (11/12/21)

### FREE THROW PERCENTAGE (MIN. 5 MADE)

1.000 (8-8).....	Reagan Rapert, vs. Samford (2/19/22)
1.000 (8-8).....	Reagan Rapert, at Appalachian State (12/12/22)
1.000 (6-6).....	Reagan Rapert, at Samford (1/20/22)
1.000 (5-5).....	Lilly Hatton, vs. Mercer (2/17/22)
1.000 (5-5).....	Alexis Tomlin, at Mercer (1/22/22)
1.000 (5-5).....	Alexis Tomlin, vs. High Point (11/30/21)



JACKIE CARMAN SCORED A TEAM-HIGH 26 POINTS AT APP STATE ON 12/12/21.



ALEXIS TOMLIN POSTED A TEAM-HIGH 13 BOARDS AGAINST WCU (1/6/22) AND TIED FOR MULTIPLE TEAM-HIGHS IN BLOCKS AND STEALS.



**TEAM GAME HIGHS**

**POINTS**  
 106..... vs. Southern Wesleyan (11/19/21)  
 101..... vs. Brevard (12/8/21)  
 84..... at Chattanooga (2/26/22)  
 80..... at Samford (1/10/22)  
 78..... at Appalachian State (12/12/21)

**REBOUNDS**  
 49..... at Appalachian State (12/12/21)  
 48..... vs. ETSU (3/3/22)

**ASSISTS**  
 24..... vs. Brevard (12/8/21)  
 24..... vs. Southern Wesleyan (11/19/21)

**STEALS**  
 15..... vs. Brevard (12/8/21)  
 13..... vs. Furman (2/12/22)  
 13..... at Western Carolina (2/5/22)

**BLOCKS**  
 6..... vs. Furman (3/4/22)  
 6..... vs. Mercer (2/17/22)  
 6..... vs. Furman (2/12/22)

**FIELD GOAL PERCENTAGE**  
 .562 (41-73 FG)..... vs. Southern Wesleyan (11/19/21)  
 .549 (39-71 FG)..... vs. Brevard (12/8/21)

**FIELD GOALS MADE**  
 41..... vs. Southern Wesleyan (11/19/21)  
 39..... vs. Brevard (12/8/21)

**FIELD GOAL ATTEMPTS**  
 73..... at Tulane (12/30/21)  
 73..... vs. Southern Wesleyan (11/19/21)

**3-POINT FIELD GOAL PERCENTAGE**  
 .611 (11-18 3FG)..... vs. Brevard (12/8/21)  
 .542 (13-24 3FG)..... at Chattanooga (2/26/22)

**3-POINT FIELD GOALS MADE**  
 14..... vs. Erskine (1/1/22)  
 14..... vs. Southern Wesleyan (11/19/21)

**3-POINT FIELD GOAL ATTEMPTS**  
 36..... at ETSU (2/24/22)  
 34..... vs. Furman (2/12/22)

**FREE THROW PERCENTAGE**  
 .923 (12-13 FT)..... vs. Brevard (12/8/21)  
 .909 (20-22 FT)..... vs. ETSU (3/3/22)

**FREE THROWS MADE**  
 23..... at Appalachian State (12/12/21)  
 20..... vs. ETSU (3/3/22)

**FREE THROW ATTEMPTS**  
 31..... at Appalachian State (12/12/21)  
 22..... vs. ETSU (3/3/22)

**TURNOVERS**  
 22..... at Mercer (1/22/22)  
 20..... vs. ETSU (3/3/22)  
 20..... vs. High Point (11/30/21)

**FOULS**  
 22..... vs. Chattanooga (1/27/22)  
 19..... vs. UNC Asheville (11/23/21)

**TEAM GAME LOWS**

**POINTS**  
 46..... at Coastal Carolina (12/4/21)  
 47..... vs. Florida (11/15/21)  
 48..... vs. Towson (11/14/21)  
 48..... vs. College of Charleston (11/9/21)  
 49..... at Clemson (12/17/21)

**REBOUNDS**  
 25..... at NC State (11/12/21)  
 26..... at Middle Tennessee (3/17/22)

**ASSISTS**  
 6..... at Mercer (1/22/22)  
 6..... vs. Florida (11/15/21)

**STEALS**  
 2..... vs. Western Carolina (1/6/22)  
 3..... at Appalachian State (12/12/21)  
 3..... at NC State (11/15/21)

**BLOCKS**  
 0..... at Coastal Carolina (12/4/21)  
 0..... vs. High Point (11/30/21)

**FIELD GOAL PERCENTAGE**  
 .232 (16-69 FG)..... at Coastal Carolina (12/4/21)  
 .234 (15-64 FG)..... at Clemson (12/17/21)

**FIELD GOALS MADE**  
 15..... at Clemson (12/17/21)  
 16..... at Coastal Carolina (12/4/21)

**FIELD GOAL ATTEMPTS**  
 53..... at Middle Tennessee (3/17/22)  
 56..... vs. ETSU (3/3/22)  
 56..... vs. Florida (11/15/21)

**3-POINT FIELD GOAL PERCENTAGE**  
 .067 (1-15 3FG)..... vs. Florida (11/15/21)  
 .182 (4-22 3FG)..... vs. College of Charleston (11/9/21)

**3-POINT FIELD GOALS MADE**  
 1..... vs. Florida (11/15/21)  
 4..... at Mercer (1/22/22)  
 4..... vs. Towson (11/14/21)  
 4..... vs. College of Charleston (11/9/21)

**3-POINT FIELD GOAL ATTEMPTS**  
 15..... vs. Florida (11/15/21)  
 16..... vs. Towson (11/14/21)

**FREE THROW PERCENTAGE**  
 .333 (3-9 FT)..... at Western Carolina (2/5/22)  
 .444 (4-9 FT)..... vs. Furman (3/4/22)

**FREE THROWS MADE**  
 3..... at Western Carolina (2/5/22)  
 4..... vs. Furman (3/4/22)

**FREE THROW ATTEMPTS**  
 6..... at NC State (11/12/21)  
 7..... vs. UNCG (2/21/22)  
 7..... vs. Erskine (1/1/22)

**TURNOVERS**  
 6..... at UNCG (2/3/22)  
 7..... at Western Carolina (2/5/22)

**FOULS**  
 7..... vs. ETSU (1/29/22)  
 8..... vs. Brevard (12/8/21)

# 2021-22 IN REVIEW/BOX SCORES



Official Basketball Box Score - Final  
**Col. of Charleston at Wofford**  
 11/09/21 Jerry Richardson Indoor Stadium, Spartanburg  
 2021-22 Women's Basketball  
 Game Time: 7:30 PM  
 Game Duration: 1:44  
 Attendance: 276

Col. of Charleston - 80

Record: 1-0

NO.	Name	Min	FG		3P		FT		Rebounds		Fouls		TP	AS	TO	ST	Blocks		+/-	
			M	A	M	A	O	R	O	R	O	T					P	F		O
15	Arynn Eady	F	20:27	1-1	0-0	0-0	1-3	4	3	0	2	0	2	0	2	0	1	0	0	23
35	Peyton Martin	F	36:48	2-10	0-0	2-2	5	8	13	1	1	6	0	6	3	0	0	0	28	
3	Latrice Perkins	G	33:49	6-9	3-5	1-2	1	5	6	2	1	16	4	0	0	0	0	0	25	
21	Jenna Annechiarico	G	33:22	8-12	5-6	6-6	1	5	6	2	6	27	5	3	6	0	1	1	31	
23	Tyler Collins	G	30:40	7-14	2-7	4-4	1	4	5	2	4	20	0	1	0	0	0	0	28	
13	Nia Covington	F	12:13	1-2	0-0	0-0	1	2	3	1	0	2	0	1	1	1	0	0	11	
1	Grace Abercrombie	F	09:01	1-4	1-4	2-2	0	2	2	0	1	5	0	0	0	0	0	0	7	
00	Madison Taylor	F	06:20	0-0	0-0	0-0	0	0	0	0	0	0	0	1	1	0	0	0	-2	
4	Amira Williams	F	01:46	0-1	0-1	0-0	0	0	0	0	0	0	0	0	1	0	0	0	-2	
32	Zoe McCrary	G	06:46	1-2	0-0	0-0	1	0	1	0	0	2	1	0	0	0	0	0	4	
5	Tyler Gray	F	04:56	0-0	0-0	0-0	0	0	1	1	0	0	0	1	2	0	0	0	2	
11	Chelsea Wooten	F	01:52	0-0	0-0	0-0	0	0	0	0	0	0	0	0	0	0	0	0	5	
Team																				
<b>Totals</b>			27:55	11-23	15-16	11	30	41	13	13	80	11	17	11	2	2	3	32		

Technical Fouls: NONE

Shooting By Period	
1st FG%	6-18 33.3%
3PT%	4-9 44.4%
FT%	4-4 100%
2nd FG%	7-13 53.8%
3PT%	4-8 50.0%
FT%	2-2 100%
3rd FG%	7-10 70.0%
3PT%	1-1 100.0%
FT%	4-4 100%
4th FG%	7-14 50.0%
3PT%	2-5 40.0%
FT%	5-6 83.3%
GM FG%	27.55 49.1%
3PT%	11.23 47.8%
FT%	15-16 93.8%

Dead Ball Rebounds: 2, 2



Official Basketball Box Score - Final  
**Wofford at NC State**  
 11/12/21 Reynolds Coliseum, Raleigh  
 2021-22 Women's Basketball  
 Game Time: 7:00 PM  
 Game Duration: 1:40  
 Attendance: 3,512

Wofford - 57

Record: 0-2

NO.	Name	Min	FG		3P		FT		Rebounds		Fouls		TP	AS	TO	ST	Blocks		+/-
			M	A	M	A	O	R	O	R	O	T					P	F	
14	Lilly Hatton	F	21:52	1-5	1-3	0-0	0	2	2	3	1	3	0	1	0	0	0	0	-23
21	Alexis Tomlin	F	27:31	4-6	0-0	0-0	3	4	7	2	2	8	0	2	1	2	0	0	-35
2	Niyah Lutz	G	16:08	0-6	0-3	0-0	1	0	1	0	0	0	0	1	0	0	0	0	-19
4	Reagan Rapert	G	28:43	2-7	0-2	2-2	1	2	3	0	6	4	1	0	0	0	0	0	-28
5	Helen Matthews	G	16:56	1-7	0-1	0-0	0	0	0	4	1	2	2	0	0	0	0	0	-16
1	Annabelle Schultz	F	21:54	6-13	4-11	0-0	1	2	3	1	0	16	0	1	0	0	0	0	-17
30	Jackie Carman	F	19:21	5-10	4-5	2-2	0	1	1	1	1	16	1	0	0	0	0	0	-4
40	Abbey Crawford	F	12:29	0-0	0-0	0-0	0	0	0	0	0	3	0	0	1	0	0	0	2
23	Lawren Cook	F	18:08	1-3	1-1	1-2	0	5	5	2	2	4	0	0	2	0	0	0	-10
32	Alia Harris	G	07:24	1-2	0-0	0-0	0	0	0	0	1	2	1	0	2	1	0	0	-1
3	Sydney Richetto	G	05:41	0-1	0-1	0-0	0	0	0	1	0	0	0	0	0	0	0	0	-10
0	Jai'Ra Smith	F	03:53	0-0	0-0	0-0	0	0	0	0	0	0	0	0	3	2	0	0	-4
Team																			
<b>Totals</b>			21:60	10-27	5-6	6	19	25	18	11	57	12	15	3	2	0	3	33	

Technical Fouls: NONE

Shooting By Period	
1st FG%	7-19 36.8%
3PT%	2-7 28.6%
FT%	0-0 0%
2nd FG%	5-15 33.3%
3PT%	3-7 42.9%
FT%	0-0 0%
3rd FG%	4-13 30.8%
3PT%	2-5 40.0%
FT%	4-4 100%
4th FG%	5-13 38.5%
3PT%	3-8 37.5%
FT%	1-2 50%
GM FG%	21-60 35.0%
3PT%	10-27 37.0%
FT%	5-6 83.3%

Dead Ball Rebounds: 1, 0

Wofford - 48

Record: 0-1

NO.	Name	Min	FG		3P		FT		Rebounds		Fouls		TP	AS	TO	ST	Blocks		+/-
			M	A	M	A	O	R	O	R	O	T					P	F	
14	Lilly Hatton	F	33:05	5-16	2-6	0-0	3	2	5	1	2	12	1	2	0	1	0	0	-21
21	Alexis Tomlin	F	29:28	4-7	0-0	2-2	6	4	10	1	2	10	0	3	0	0	0	0	-18
2	Niyah Lutz	G	21:56	2-10	0-1	0-0	3	6	3	0	4	3	2	0	0	1	0	0	-13
4	Reagan Rapert	G	27:43	0-5	0-1	2-2	3	3	5	3	0	3	2	3	6	0	0	0	-22
30	Jackie Carman	G	24:25	1-8	1-6	1-2	0	0	0	1	2	4	2	2	0	0	0	0	-19
5	Helen Matthews	F	13:21	3-6	0-1	1-2	1	2	1	2	1	3	7	0	1	1	1	1	-12
23	Lawren Cook	F	10:29	0-1	0-0	0-0	1	2	0	0	0	0	0	0	0	0	0	0	-9
1	Annabelle Schultz	F	17:43	2-10	1-7	0-0	0	0	0	1	0	5	0	0	0	2	0	0	-14
32	Alia Harris	F	09:07	0-2	0-0	0-0	0	0	0	1	1	0	0	0	0	0	0	0	-4
40	Abbey Crawford	F	05:06	2-2	0-0	0-0	1	0	1	0	0	4	0	1	0	0	0	0	-11
3	Sydney Richetto	F	05:45	0-1	0-0	0-0	0	0	0	1	0	0	0	0	0	0	0	0	-12
0	Jai'Ra Smith	F	01:52	0-1	0-0	0-0	0	0	0	1	0	0	0	0	0	1	0	0	-5
Team																			
<b>Totals</b>			19:69	4-22	6-8	17	14	31	13	13	48	9	17	4	2	2	3	32	

Technical Fouls: NONE

Shooting By Period	
1st FG%	5-17 29.4%
3PT%	2-6 33.3%
FT%	1-2 50%
2nd FG%	6-15 40.0%
3PT%	2-6 33.3%
FT%	3-4 75%
3rd FG%	6-21 28.6%
3PT%	0-6 0%
FT%	2-2 100%
4th FG%	2-16 12.5%
3PT%	0-4 0%
FT%	0-0 0%
GM FG%	19-69 27.5%
3PT%	4-22 18.2%
FT%	6-8 75.0%

Dead Ball Rebounds: 3, 2

NC State - 90

Record: 1-1

NO.	Name	Min	FG		3P		FT		Rebounds		Fouls		TP	AS	TO	ST	Blocks		+/-
			M	A	M	A	O	R	O	R	O	T					P	F	
25	Kayla Jones	F	20:26	6-8	2-3	1-1	0	2	2	0	3	15	3	1	0	0	0	0	22
33	Eliessa Curnane	C	21:55	5-12	0-1	3-3	1	6	7	3	3	19	3	2	1	0	0	0	19
2	Raina Perez	G	16:11	1-3	0-2	0-0	0	1	2	0	2	1	0	0	0	0	0	0	5
3	Kai Crutchfield	G	22:32	3-3	2-2	0-0	0	1	1	0	0	8	2	2	0	0	0	0	25
11	Jakia Brown-Turner	G	23:06	4-8	2-6	0-0	2	4	6	1	0	10	3	0	0	0	0	0	27
0	Diamond Johnson	F	15:50	4-4	2-2	0-0	1	6	7	1	0	10	4	2	2	0	0	0	10
21	Madison Hayes	F	18:05	3-9	0-2	0-2	3	2	5	2	2	6	0	0	1	0	0	0	14
23	Jessica Timmons	F	17:28	0-3	0-2	7-10	0	2	2	1	5	7	1	0	1	0	0	0	8
41	Camille Hobby	F	11:43	1-3	0-1	2-4	2	2	4	0	3	4	0	2	0	0	0	0	3
1	Genesis Bryant	F	11:52	2-4	1-3	0-0	1	2	3	1	0	5	2	1	1	0	0	0	11
10	Aziyah James	F	13:01	4-8	1-2	0-0	2	1	3	0	0	9	2	2	0	0	0	0	14
32	Sophie Hart	F	07:51	0-1	0-0	1-2	3	1	4	0	2	1	2	0	0	0	0	0	8
Team																			
<b>Totals</b>			33:66</																





Official Basketball Box Score - Final  
**Southern Wesleyan at Wofford**  
 11/19/21 Jerry Richardson Indoor Stadium, Spartanburg  
 2021-22 Women's Basketball

Game Time: 5:00 PM  
 Game Duration: 1:36  
 Attendance: 433

Officials: LaSonia Baker, Ryan Freeman, Chad Tucker

Southern Wesleyan - 55

Record: 0-3

NO. Name	Min	FG		3P		FT		Rebounds		Fouls		TP	AS	TO	ST	Blocks		+/-
		M	A	M	A	M	A	OR	DR	PF	FD					BS	BA	
14 Shelby Glance	F	23:32	4-12	3-7	0-0	1 4	5 5	1 0	11	1	2	1	2	1	0	0	0	-36
21 Nakia Hooks	F	23:24	4-6	0-0	0-0	1 3	4 4	0 1	8	0	3	2	0	0	0	0	-28	
2 Brittany Mack	G	29:28	1-4	0-1	0-2	0 0	0 0	0 1	2	6	3	3	0	0	0	0	-31	
3 Lonesha Lee	G	25:44	3-5	1-2	0 0	3 3	1 0	7	0	2	0	0	0	0	0	0	-31	
5 Tristen Berry	G	22:07	0-7	0-2	0 0	0 0	0 0	4 0	0	2	0	0	0	0	0	0	-36	
1 Kayara Woodan	G	14:19	3-6	2-3	0 0	1 1	1 0	8	1	3	0	0	0	0	0	0	-14	
23 Kayla Garrett	16:36	1-4	0-0	1-2	4 6	2 2	3 0	1	1	1	0	0	0	0	0	-23		
34 Allie Newberry	16:32	0-6	0-3	0 0	1 2	3 1	1 0	1	0	1	0	1	0	0	0	-13		
10 Brooke Henriks	18:28	3-7	1-2	1-2	1 1	2 3	4 8	0	3	1	0	1	0	0	0	-23		
20 Sasha Schoenborn	13:50	2-9	2-7	2-2	1 3	4 4	1 2	8	1	3	0	0	0	0	0	-20		
<b>Team</b>																		
<b>Totals</b>		21:66	9:27	4:8	7	21	28	14	11	55	10	23	8	1	1	51		

Technical Fouls: NONE

Dead Ball Rebounds: 3

Wofford - 106

Record: 1-4

NO. Name	Min	FG		3P		FT		Rebounds		Fouls		TP	AS	TO	ST	Blocks		+/-
		M	A	M	A	M	A	OR	DR	PF	FD					BS	BA	
14 Lily Hatton	F	15:29	7-7	2-2	1-3	3 3	6 6	1 3	17	3	2	2	1	0	0	0	32	
21 Alexis Tomlin	F	14:54	4-6	0-0	2-3	1 4	5 5	0 2	10	1	1	1	1	0	0	0	33	
2 Niyah Lutz	G	14:44	5-6	2-3	1-1	3 4	7 7	0 2	13	3	0	0	0	0	0	0	28	
4 Reagan Rapert	G	14:26	3-6	2-4	2-2	0 2	2 1	1 1	10	4	2	2	0	0	0	0	30	
30 Jackie Carman	G	17:00	2-5	2-4	0-0	0 0	0 2	0 2	6	2	1	0	0	0	0	0	29	
1 Annabelle Schultz	G	06:28	2-4	2-4	1-2	0 1	1 0	1 1	7	0	0	0	0	0	0	0	11	
5 Helen Matthews	21:13	3-11	0-3	1-1	1 2	3 2	2 7	4	2	1	0	1	0	0	0	0	10	
23 Lawren Cook	25:06	2-6	0-1	0-0	1 7	8 10	4 4	2	5	0	0	0	0	0	0	0	18	
32 Alea Harris	22:33	2-4	1-2	0-0	0 6	6 0	1 5	1	1	1	0	0	0	0	0	0	23	
40 Abbey Crawford	07:37	3-3	0-0	0-0	0 1	1 1	0 6	0	1	1	0	0	0	0	0	0	6	
0 Ja'Rae Smith	18:41	1-2	0-0	0-0	1 1	2 2	1 2	3	2	3	0	0	0	0	0	0	15	
3 Sydnee Richetto	19:49	7-13	3-6	2-2	1 1	2 1	19 1	1	3	0	0	0	0	0	0	0	20	
<b>Team</b>																		
<b>Totals</b>		41:73	14:29	10:16	11	33	44	11	14	106	24	18	11	1	0	51		

Technical Fouls: NONE

Dead Ball Rebounds: 5

Biggest lead	0 (1 <sup>st</sup> 10:00)	51 (4 <sup>th</sup> 1:59)
Best Scoring Run	11 (3 <sup>rd</sup> 8:44)	14 (3 <sup>rd</sup> 2:30)
Lead Changes	0	
Times Tied	0	
Time with Lead	00:00	39:31

Points from Turnovers	11	23
Paint	18	46
Second Chance	4	17
Fast Breaks	2	23
Bench	27	50

Period by Period Scoring					
1st	2nd	3rd	4th	TOT	
SWU	11	20	12	12	55
WOF	32	24	23	27	106



Official Basketball Box Score - Final  
**High Point at Wofford**  
 11/20/21 Jerry Richardson Indoor Stadium, Spartanburg  
 2021-22 Women's Basketball

Game Time: 5:00 PM  
 Game Duration: 1:42  
 Attendance: 211

Officials: Timothy Buckner, LaSonia Baker, John Lesaine

High Point - 52

Record: 2-4

NO. Name	Min	FG		3P		FT		Rebounds		Fouls		TP	AS	TO	ST	Blocks		+/-
		M	A	M	A	M	A	OR	DR	PF	FD					BS	BA	
3 Jaden Wrightsell	F	26:03	6-12	0-2	0 0	3 4	7 3	1 2	2	4	3	1	0	0	0	0	-11	
2 Nakayah Terrill	G	23:15	1-9	1-6	0-0	2 2	4 1	1 3	11	3	1	0	0	0	0	0	-13	
5 Claire Wyatt	G	19:59	0-6	0-5	4-4	0 2	2 4	3 4	0	2	0	0	0	0	0	0	-6	
11 Jordan Edwards	G	34:11	1-8	0-4	0-0	1 3	4 2	0 2	2	0	3	0	0	0	0	0	-18	
12 Jensen Edwards	G	36:03	8-14	4-9	1-2	0 5	0 2	21 0	1	2	0	0	0	0	0	0	-21	
10 Callie Scheier	21:35	1-5	1-5	0-0	0 1	1 2	0 3	1	0	1	0	0	0	0	0	0	-3	
4 Cydney Johnson	13:12	1-5	1-4	0-0	0 1	4 0	3 1	2	1	2	1	0	0	0	0	0	-8	
0 Courtney Meadows	12:49	0-1	0-1	1-2	0 2	2 1	1 1	0	3	0	0	0	0	0	0	0	-13	
1 Lalmani Simmons	08:24	0-1	0-0	0-0	0 0	0 0	0 3	0	1	1	0	0	0	0	0	0	-12	
22 Shakira Baskerville	04:29	1-1	1-1	0-0	0 1	1 3	3 0	0	1	0	0	0	0	0	0	0	-5	
<b>Team</b>																		
<b>Totals</b>		19:62	8:37	6:8	6	21	27	21	11	52	8	18	11	2	0	-22		

Technical Fouls: NONE

Dead Ball Rebounds: 4

Wofford - 74

Record: 2-5

NO. Name	Min	FG		3P		FT		Rebounds		Fouls		TP	AS	TO	ST	Blocks		+/-
		M	A	M	A	M	A	OR	DR	PF	FD					BS	BA	
14 Lily Hatton	F	24:09	5-9	0-2	0 2	6 6	2 1	12	1	1	2	1	0	0	0	0	12	
21 Alexis Tomlin	F	29:06	2-8	0-0	5-5	7 12	0 6	9	3	5	0	0	0	0	0	0	16	
2 Niyah Lutz	G	19:34	4-6	1-1	4-5	3 7	10 2	2	13	1	0	0	0	0	0	0	17	
4 Reagan Rapert	G	25:43	1-7	1-4	1-2	0 6	6 0	2 4	0	4	2	0	0	0	0	0	10	
30 Jackie Carman	G	29:51	7-13	2-4	3-3	0 3	1 3	19	1	2	2	0	0	0	0	0	17	
1 Annabelle Schultz	26:09	0-5	0-5	0-0	0 1	2 1	2 0	0	0	1	0	0	0	0	0	0	10	
5 Helen Matthews	25:40	3-8	1-3	4-4	0 1	1 2	5 3	0	11	5	3	0	0	0	0	0	14	
3 Sydnee Richetto	13:38	2-5	2-3	0-0	0 3	0 0	6 1	2	0	0	0	0	0	0	0	0	1	
40 Abbey Crawford	06:10	0-0	0-0	0-0	0 0	0 0	0 3	0	0	0	0	0	0	0	0	0	3	
<b>Team</b>																		
<b>Totals</b>		24:61	7:22	19:21	9	34	43	11	74	12	20	4	0	2	22			

Technical Fouls: NONE

Dead Ball Rebounds: 6

Biggest lead	0 (1 <sup>st</sup> 10:00)	24 (4 <sup>th</sup> 1:20)
Best Scoring Run	5 (1 <sup>st</sup> 5:34)	8 (3 <sup>rd</sup> 2:31)
Lead Changes	0	
Times Tied	0	
Time with Lead	00:00	39:31

Points from Turnovers	15	9
Paint	22	26
Second Chance	4	14
Fast Breaks	6	6
Bench	10	17

Period by Period Scoring					
1st	2nd	3rd	4th	TOT	
HPU	18	9	12	13	52
WOF	23	12	19	20	74



Official Basketball Box Score - Final  
**Wofford at Coastal Carolina**  
 12/04/21 The HTC Center, Conway, S.C.  
 2021-22 Women's Basketball

Game Time: 5:00 PM  
 Game Duration: 1:42  
 Attendance: 424

Officials: Talisa Green, Toni Patton, Courtney Robinson

Wofford - 46

Record: 2-6

NO. Name	Min	FG		3P		FT		Rebounds		Fouls		TP	AS	TO	ST	Blocks		+/-
		M	A	M	A	M	A	OR	DR	PF	FD					BS	BA	
14 Lily Hatton	F	36:23	2-16	2-7	0-0	2 9	11 2	2 2	6	2	1	0	0	0	0	0	-11	
21 Alexis Tomlin	F	33:23	5-11	0-0	0-0	3 5	8 3	2 2	10	1	1	0	0	0	0	0	-11	
2 Niyah Lutz	G	24:13	2-12	1-4	2-2	2 2	4 2	1 7	1	2	0	0	0	0	0	0	-2	
4 Reagan Rapert	G	28:07	2-6	2-5	3-4	1 1	2 0	3 3	9	3	0	0	0	0	0	0	-7	
30 Jackie Carman	G	32:36	5-15	2-8	1-2	0 6	2 0</											

# 2021-22 in REVIEW/BOX SCORES



Official Basketball Box Score - Final  
**Brevard at Wofford**  
 12/08/21 Jerry Richardson Indoor Stadium, Spartanburg  
 2021-22 Women's Basketball

Game Time: 7:00 PM  
 Game Duration: 1:38  
 Attendance: 327

Officials: Tim Bostic, Tori Durrett, Joshua Beulet

Brevard - 37

Record: 6-3

NO.	Name	Min	FG			3P			FT			Rebounds		Fouls		TP	AS	ST	ST	Blocks		+/-	
			M	A	M	A	M	A	OR	DR	OR	DR	PF	FD	BS					BA			
13	Destiny Williams	F	21:54	1-8	1-3	1-2	1	2	3	2	1	4	3	3	3	0	0	0	0	0	0	0	-30
32	Avery Lockwood	C	14:22	3-5	0-0	0	0	1	2	3	0	0	6	0	1	1	0	0	0	0	0	0	-22
2	Shakirah Thompson	G	21:38	0-7	0-0	2-2	2	0	2	0	1	2	0	1	0	0	0	0	0	0	0	0	-32
4	Chyna Pouncey	G	30:48	5-11	0-3	0-0	5	2	7	1	1	10	0	9	0	0	2	0	0	0	0	-55	
5	Lexi Shepard	G	33:19	2-6	1-1	0-0	2	2	2	3	2	5	2	5	2	0	0	0	0	0	0	-45	
11	Melvia Shorey		20:34	1-4	0-2	0-0	0	2	2	4	2	2	0	3	1	0	1	0	0	0	0	-36	
20	Aysha Short		21:40	0-7	0-4	0-0	0	3	4	0	1	8	0	1	2	0	0	0	0	0	0	-36	
34	Nailiyah Boyce		21:32	3-7	0-0	2-2	2	4	0	1	8	0	1	0	1	0	0	0	0	0	0	-34	
21	Melanie Hoyle		06:12	0-1	0-1	0-0	0	0	0	0	0	0	0	0	2	1	0	0	0	0	0	-11	
22	Shania Houser		06:01	0-1	0-1	0-0	0	0	0	0	0	0	0	0	0	2	0	0	0	0	0	-19	
Team												0	0	0	0	0	0	0	0	0	0	-64	
<b>Totals</b>				15-57	2-21	5-6	11	15	28	15	8	37	6	31	8	2	3	64					

Technical Fouls: NONE

Shooting By Period		
1st FG%	2-14	14.3%
3PT%	0-5	0.0%
FT%	0-0	0%
2nd FG%	2-14	14.3%
3PT%	2-10	20.0%
FT%	3-4	75%
3rd FG%	6-18	33.3%
3PT%	0-3	0.0%
FT%	2-2	100%
4th FG%	5-11	45.5%
3PT%	0-3	0.0%
FT%	0-0	0%
GM FG%	15-57	26.3%
3PT%	2-21	9.5%
FT%	5-6	83.3%

Dead Ball Rebounds: 3.3

Wofford - 101

Record: 3-6

NO.	Name	Min	FG			3P			FT			Rebounds		Fouls		TP	AS	ST	ST	Blocks		+/-
			M	A	M	A	M	A	OR	DR	OR	DR	PF	FD	BS					BA		
14	Lilly Hatton	F	19:49	4-7	1-3	0-0	1	3	4	0	1	9	3	1	1	0	1	0	1	0	0	32
21	Alexis Tomlin	F	10:44	1-5	0-0	0-0	0	3	3	6	0	0	2	1	2	0	0	1	0	0	0	19
2	Niyah Lutz	G	19:19	5-8	4-6	0-0	1	2	3	1	1	7	2	4	2	0	0	1	0	0	0	31
4	Reagan Rapert	G	14:44	2-3	1-1	2-2	0	2	2	1	1	7	2	4	2	0	0	0	0	0	0	27
30	Jackie Carman	G	16:51	7-10	2-2	2-2	0	4	4	0	2	18	4	1	2	0	0	0	0	0	0	37
0	Ja'Rae Smith		27:36	2-4	0-0	3-4	1	1	2	3	3	7	4	1	3	0	0	0	0	0	0	42
1	Annabelle Schultz		09:35	0-3	0-1	0-0	0	2	2	1	0	0	1	0	1	0	0	0	0	0	0	18
3	Sydney Richetto		29:18	6-11	3-5	3-3	0	2	2	1	3	19	3	2	1	0	0	0	0	0	0	43
5	Helen Matthews		26:00	6-8	0-0	2-2	4	4	8	0	3	14	4	3	1	0	0	0	0	0	0	35
40	Abbey Crawford		26:04	6-12	0-0	0-0	1	4	5	1	12	1	2	2	1	0	0	0	0	0	0	36
Team												0	0	0	0	0	0	0	0	0	0	-64
<b>Totals</b>				39-71	11-18	12-13	11	27	38	8	15	101	24	17	15	3	2	64				

Technical Fouls: NONE

Shooting By Period		
1st FG%	12-22	54.5%
3PT%	3-4	75.0%
FT%	1-1	100%
2nd FG%	9-20	45.0%
3PT%	3-5	60.0%
FT%	1-1	100%
3rd FG%	7-14	50.0%
3PT%	2-4	50.0%
FT%	6-7	85.7%
4th FG%	11-15	73.3%
3PT%	3-5	60.0%
FT%	4-4	100%
GM FG%	39-71	54.9%
3PT%	11-18	61.1%
FT%	12-13	92.3%

Dead Ball Rebounds: 4.2

BC		WOF	
Biggest lead	0 (1st 10:00)	68 (4th 1:17)	
Best Scoring Run	6 (2nd 4:15)	19 (2nd 7:42)	
Lead Changes	0		
Times Tied	0		
Time with Lead	00:00	39:51	

Points from		BC		WOF	
Turnovers	13	47			
Paint	22	42			
Second Chance	10	15			
Fast Breaks	4	25			
Bench	10	51			

Period by Period Scoring	
1st	49
2nd	28
3rd	22
4th	29
TOT	101



Official Basketball Box Score - Final  
**Wofford at Appalachian St.**  
 12/12/21 Holmes Convocation Center, Boone, NC  
 2021-22 Women's Basketball

Game Time: 2:00 PM  
 Game Duration: 1:57  
 Attendance: 215

Officials: Royce Blevins, Keshia Brown, Tim Buckner

Wofford - 78

Record: 4-6

NO.	Name	Min	FG			3P			FT			Rebounds		Fouls		TP	AS	ST	ST	Blocks		+/-
			M	A	M	A	M	A	OR	DR	OR	DR	PF	FD	BS					BA		
14	Lilly Hatton	F	21:22	2-5	1-2	2-2	3	4	7	3	3	7	0	1	1	0	0	0	0	0	0	10
21	Alexis Tomlin	F	15:46	1-4	0-0	0-0	2	6	8	2	0	2	0	2	1	0	0	1	0	1	0	5
2	Niyah Lutz	G	27:27	2-14	0-2	3-6	4	4	8	4	5	7	5	2	1	0	1	7	0	0	0	17
4	Reagan Rapert	G	30:41	3-8	1-3	8-8	2	2	4	0	4	15	3	0	0	0	0	0	0	0	0	8
30	Jackie Carman	G	36:51	8-12	5-7	5-8	2	4	6	0	4	26	0	1	0	0	0	0	0	0	0	8
5	Helen Matthews		25:51	4-13	1-3	0-1	0	3	3	2	3	9	1	4	0	0	0	0	0	0	0	15
1	Annabelle Schultz		20:31	1-4	1-3	3-4	1	5	6	3	2	6	1	1	0	0	0	0	0	0	0	8
3	Sydney Richetto		09:05	1-1	0-0	0-0	1	0	1	0	1	2	1	2	0	0	0	0	0	0	0	6
40	Abbey Crawford		12:26	1-1	0-0	2-2	0	2	2	1	2	4	0	1	0	0	1	0	0	0	0	-2
Team												0	4	4	0	0	0	0	0	0	0	-1
<b>Totals</b>				23-62	9-20	23-31	15	34	49	15	24	78	11	15	3	1	2	13				

Technical Fouls: NONE

Shooting By Period		
1st FG%	8-21	38.1%
3PT%	5-8	62.5%
FT%	0-0	0%
2nd FG%	6-14	42.9%
3PT%	2-4	50.0%
FT%	3-4	75%
3rd FG%	3-15	20.0%
3PT%	0-2	0.0%
FT%	10-13	76.9%
4th FG%	6-12	50.0%
3PT%	2-6	33.3%
FT%	10-14	71.4%
GM FG%	23-62	37.1%
3PT%	9-20	45.0%
FT%	23-31	74.2%

Dead Ball Rebounds: 4.0

Appalachian St. - 65

Record: 6-4

NO.	Name	Min	FG			3P			FT			Rebounds		Fouls		TP	AS	ST	ST	Blocks		+/-
			M	A	M	A	M	A	OR	DR	OR	DR	PF	FD	BS					BA		
0	Alexia Allesch	F	26:36	5-9	1-3	0-2	2	9	11	3	3	11	0	1	0	2	1	0	2	1	0	-10
10	Michaela Porter	G	39:01	6-21	1-13	5-7	0	3	3	5	4	18	4	4	1	0	0	0	0	0	0	-15
11	Faith Alston	G	36:42	3-10	1-5	0-0	1	4	5	3	1	7	5	1	0	0	0	0	0	0	0	-13
13	Emily Carver	G	25:31	2-5	1-3	2-2	1	1	2	4	2	7	0	0	0	0	0	0	0	0	0	-6
24	Janay Sanders	G	23:13	3-6	0-2	0-1	0	2	3	3	6	4	1	0	0	0	0	0	0	0	0	1
12	Zada Porter		09:38	3-5	1-2	2-2	0	1	1	2	2	9	0	1	0	0	0	0	0	0	0	-13
1	Mariah Frazier		21:44	3-5	1-2	0-0	1	2	3	2	0	7	1	0	0	0	0	0	0	0	0	-8





# 2021-22 in REVIEW/Box Scores



Official Basketball Box Score - Final  
**Wofford at Samford**  
 01/20/22 Pete Hanna Center, Homewood  
 2021-22 Women's Basketball

Game Time: 6:00 PM  
 Game Duration: 1:46  
 Attendance: 233

Officials: Terri Tubbs, Molly McFadden, Marcus Smith

NO. Name	Min	FG			3P			FT			Rebounds		Fouls		TP	AS	TO	ST	Blocks			+/-
		M	A	M	A	M	A	M	A	OR	DR	TOT	PF	FD					BS	BA	BL	
14 Lilly Hatton	F 34:37	2-9	2-6	0-0	1-5	6	1	1	6	1	0	1	0	1	0	1	0	1	0	1	0	14
21 Alexis Tomlin	F 32:06	6-8	0-0	4-5	3-5	8	2	3	16	2	4	0	1	1	12							
2 Niyah Lutz	G 29:07	7-14	3-5	0-0	3-2	5	2	2	17	3	2	1	0	0	15							
4 Reagan Rapert	G 35:21	4-11	2-5	6-6	0-4	2	0	3	16	3	1	1	0	0	14							
30 Jackie Carman	G 33:08	1-9	0-7	3-4	0-2	2	1	4	5	2	0	3	0	1	12							
1 Annabelle Schultz	15:25	2-7	0-3	0-0	1-1	2	3	0	4	1	0	2	0	0	5							
5 Helen Matthews	16:48	6-8	2-2	2-2	1-2	3	0	1	16	0	0	1	0	0	4							
3 Sydnee Richetto	02:07	0-1	0-1	0-0	0-0	0	0	0	0	0	0	0	0	0	2							
0 Ja'Rae Smith	00:27	0-0	0-0	0-0	0-0	0	0	0	0	0	0	0	0	0	3							
32 Alisa Harris	00:27	0-0	0-0	0-0	0-0	0	0	0	0	0	0	0	0	0	3							
40 Abbey Crawford	00:27	0-0	0-0	0-0	0-0	0	0	0	0	0	0	0	0	0	3							
Team																						
Totals		28-67	9-29	15-17	9	23	32	9	14	80	12	8	9	2	2	11						

Technical Fouls: Lutz 4<sup>th</sup>; 8:02; Tomlin 4<sup>th</sup>; 1:07

Shooting By Period	
1 <sup>st</sup> FG%	8-19 42.1%
3PT%	4-12 33.3%
FT%	0-0 0%
2 <sup>nd</sup> FG%	7-18 38.9%
3PT%	2-5 40.0%
FT%	2-3 66.7%
3 <sup>rd</sup> FG%	7-16 43.8%
3PT%	0-6 0.0%
FT%	4-4 100%
4 <sup>th</sup> FG%	6-14 42.9%
3PT%	3-6 50.0%
FT%	9-10 90%
GM FG%	28-67 41.8%
3PT%	9-29 31.0%
FT%	15-17 88.2%

Dead Ball Rebounds: 1, 0

NO. Name	Min	FG			3P			FT			Rebounds		Fouls		TP	AS	TO	ST	Blocks			+/-
		M	A	M	A	M	A	OR	DR	TOT	PF	FD	BS	BA					BL			
35 Sussy Ngulefac	F 29:55	8-12	0-0	0-0	4-5	9	4	2	16	2	2	0	1	0	2							
45 Natalie Armstrong	C 30:32	4-8	2-4	0-0	2-7	9	1	0	10	3	4	0	1	1	-16							
3 Shauntai Battle	G 32:26	4-8	2-6	0-0	1-2	3	3	1	10	2	3	1	0	0	-20							
1 Andrea Cournoyer	G 33:34	6-17	2-11	2-4	0-6	6	3	1	16	4	3	1	0	0	-8							
22 Sanaa Redmond	G 30:43	2-6	1-4	2-2	1-1	2	0	2	7	3	1	0	0	0	6							
14 Annie Rami	19:33	0-3	0-0	2-2	0-4	4	2	2	2	4	3	0	0	0	-8							
12 Mallory Hampton	23:17	3-6	2-4	0-0	1-3	4	3	0	8	1	5	0	0	1	-11							
Team																						
Totals		27-60	9-29	6-8	10	31	41	14	7	69	19	21	2	2	-11							

Technical Fouls: NONE

Shooting By Period	
1 <sup>st</sup> FG%	5-13 38.5%
3PT%	1-8 12.5%
FT%	2-2 100%
2 <sup>nd</sup> FG%	8-12 66.7%
3PT%	4-7 57.1%
FT%	0-0 0%
3 <sup>rd</sup> FG%	9-14 64.3%
3PT%	2-3 66.7%
FT%	2-2 100%
4 <sup>th</sup> FG%	5-21 23.8%
3PT%	2-11 18.2%
FT%	2-4 50%
GM FG%	27-60 45.0%
3PT%	9-29 31.0%
FT%	6-8 75.0%

Dead Ball Rebounds: 2, 0

	WOF	SAM
Biggest lead	14 (4 <sup>th</sup> 0:26)	3 (3 <sup>rd</sup> 2:56)
Best Scoring Run	8 (2 <sup>nd</sup> 9:24)	5 (1 <sup>st</sup> 6:37)
Lead Changes	10	
Times Tied	3	
Time with Lead	34:39	03:41

Points from	WOF	SAM
Turnovers	22	6
Paint	22	32
Second Chance	7	9
Fast Breaks	8	0
Bench	20	10

Period by Period Scoring	WOF	SAM
1st	18	18
2nd	18	24
3rd	14	24
4th	14	69
TOT	64	75



Official Basketball Box Score - Final  
**Chattanooga at Wofford**  
 01/27/22 Jerry Richardson Indoor Stadium, Spartanburg  
 2021-22 Women's Basketball

Game Time: 7:00 PM  
 Game Duration: 1:44  
 Attendance: 504

Officials: Roy Jackson, Lybia Rentz, Larry Melling

NO. Name	Min	FG			3P			FT			Rebounds		Fouls		TP	AS	TO	ST	Blocks			+/-
		M	A	M	A	M	A	OR	DR	TOT	PF	FD	BS	BA					BL			
25 Abbey Cornelius	F 31:09	5-12	0-1	4-4	2-1	3	2	4	14	0	2	0	1	0	-24							
5 Sigrun Olafsdottir	G 24:52	0-5	0-2	0-2	1-6	7	3	3	0	4	1	2	0	1	-11							
10 Dena Jarrells	G 29:34	1-4	1-2	2-2	0-4	4	1	5	3	1	2	0	0	0	-20							
14 Amaria Pugh	G 29:45	1-4	0-2	7-8	0-3	3	3	4	9	3	3	1	0	0	-12							
22 Brooke Hampel	G 30:22	3-10	0-3	2-2	0-2	2	1	1	8	0	1	0	0	0	-14							
21 Addie Porter	16:43	0-3	0-2	1-2	0-4	4	4	1	1	0	3	0	0	0	-14							
15 Leah Jones	07:55	0-0	0-0	0-0	0-1	1	2	0	0	0	0	0	0	0	-13							
12 Destiny McClendon	15:25	1-7	0-5	3-3	0-2	2	0	2	5	2	1	0	0	0	-11							
33 Karsen Murphy	07:43	4-4	2-2	0-1	0-0	0	0	1	10	0	0	0	0	0	4							
2 Pare Pene	04:47	0-0	0-0	1-2	0-0	0	0	1	1	0	0	0	0	0	0							
13 Lara Habing	03:45	0-2	0-1	0-0	0-1	1	0	0	0	0	0	0	0	0	0							
Team																						
Totals		15-51	3-20	20-26	3	24	27	16	22	53	12	13	5	0	-23							

Technical Fouls: NONE

Shooting By Period	
1 <sup>st</sup> FG%	2-11 18.2%
3PT%	0-2 0.0%
FT%	3-4 75%
2 <sup>nd</sup> FG%	14-23 60.9%
3PT%	0-7 0.0%
FT%	5-5 100%
3 <sup>rd</sup> FG%	4-14 28.6%
3PT%	1-6 16.7%
FT%	6-8 75%
4 <sup>th</sup> FG%	7-12 58.3%
3PT%	2-5 40.0%
FT%	6-9 66.7%
GM FG%	15-51 29.4%
3PT%	3-20 15.0%
FT%	20-26 76.9%

Dead Ball Rebounds: 4, 2

NO. Name	Min	FG			3P			FT			Rebounds		Fouls		TP	AS	TO	ST	Blocks			+/-
		M	A	M	A	M	A	OR	DR	TOT	PF	FD	BS	BA					BL			
14 Lilly Hatton	F 24:37	3-9	1-4	4-4	5-4	9	1	2	11	0	1	0	1	0	7							
21 Alexis Tomlin	F 22:57	3-6	0-0	0-0	1-2	3	1	0	6	0	1	0	0	0	23							
2 Niyah Lutz	G 15:33	4-7	0-1	1-1	1-5	6	2	3	9	0	2	0	0	0	2							
4 Reagan Rapert	G 27:29	2-7	1-3	1-2	0-5	5	3	6	6	3	2	0	0	0	21							
30 Jackie Carman	G 23:45	4-12	1-7	1-2	1-3	4	2	1	10	0	0	1	0	0	18							
1 Annabelle Schultz	20:04	4-8	4-8	0-0	0-2	2	1	1	12	0	0	0	1	0	11							
3 Sydnee Richetto	17:34	4-4	3-3	0-0	0-1	4	0	11	1	0	0	0	0	0	10							
5 Helen Matthews	21:17	2-4	0-2	0-0	0-6	6	4	3	4	3	1	1	2	0	18							
32 Alisa Harris	13:02	1-1	1-1	0-0	2-1	3	1	2	3	3	0	1	0	0	7							
40 Abbey Crawford	07:09	2-5	0-0	0-2	1-1	2	1	4	0	0	0	0	0	0	0							
0 Ja'Rae Smith	06:33	0-1	0-1	0-0	0-1	1	2	0	0	1	1	0	0	0	-2							
Team																						
Totals		29-64	11-30	7-11																		





Official Basketball Box Score - Final  
**Wofford at UNC Greensboro**  
 02/03/22 Fleming Gymnasium, Greensboro  
 2021-22 Women's Basketball

Game Time: 7:00 PM  
 Game Duration: 1:39  
 Attendance: 208

Officials: Mark McClenney, Kriste Weed, Marie Christian

**Wofford - 63** Record: 11-10 (6-1)

NO.	Name	Min	FG	3P	FT	Rebounds	Fouls	TP	AS	TO	ST	Blocks	+/-
			M-A	M-A	M-A	OR DR TOT	PF					BS BA	
14	Lilly Hatton	F 24:10	2-6	0-0	0-0	2 2 4	2	0	1	1	0	1	0
21	Alexis Tomlin	F 21:18	5-8	0-0	3-4	1 2 3	1 3	13	0	0	1	0	18
2	Niyah Lutz	G 28:38	0-6	0-2	0-0	4 4 1	2	0	4	1	1	0	0
4	Reagan Rapert	G 29:25	3-8	0-3	2-2	1 2 3	1 2	8	6	3	2	0	24
30	Jackie Carman	G 34:24	8-14	8-11	0-0	1 2 3	0 0	24	1	0	2	0	23
1	Annabelle Schultz	13:02	1-2	1-2	0-0	0 0 0	1 0	3	1	0	0	0	15
5	Helen Matthews	24:44	4-9	1-5	1-2	0 8 8	1 3	10	4	0	0	0	12
3	Sydnee Richetto	09:39	0-3	0-1	1-2	0 0 0	0 0	0	1	0	0	1	-5
32	Alea Harris	07:32	0-3	0-1	0-0	0 0 0	0 0	0	0	1	0	0	-6
0	Ja'Rae Smith	03:34	0-0	0-0	0-0	0 0 0	0 0	0	0	0	0	0	-5
40	Abbey Crawford	03:34	0-0	0-0	0-0	0 0 0	0 0	0	0	0	0	0	-5
<b>Totals</b>		23:59	10-27	7-10	5	26 31	9 10	63	17	6	7	1	3 18

Technical Fouls: NONE

**Shooting By Period**

1st	2nd	3rd	4th	FT
1st FG% 7-18 38.9%	3PT% 4-9 44.4%	FT% 0-0 0%		
2nd FG% 8-15 53.3%	3PT% 4-8 50.0%	FT% 0-0 0%		
3rd FG% 4-15 26.7%	3PT% 2-5 40.0%	FT% 1-2 50.0%		
4th FG% 4-11 36.4%	3PT% 0-5 0%	FT% 6-8 75%		
GM FG% 23-59 39.0%	3PT% 10-27 37.0%	FT% 7-10 70.0%		

GM FG% 23-59 39.0%  
 3PT% 10-27 37.0%  
 FT% 7-10 70.0%

**UNC Greensboro - 45** Record: 6-13 (2-4)

NO.	Name	Min	FG	3P	FT	Rebounds	Fouls	TP	AS	TO	ST	Blocks	+/-
			M-A	M-A	M-A	OR DR TOT	PF					BS BA	
14	Aja Boyd	F 20:27	7-8	0-0	0-1	2 5 7	3 4	14	0	1	1	0	-10
15	Khalis Cain	F 21:58	1-3	0-0	1-2	4 3 7	0 2	3	0	1	0	0	-7
12	Coco Crudup	G 23:33	2-12	0-4	0-0	1 7 8	0 1	4	1	6	1	0	-7
21	Nitzan Amar	G 25:33	1-3	1-3	0-0	0 2 2	1 0	3	3	2	0	0	-13
22	Isys Grady	G 32:30	3-13	0-0	0-0	2 5 7	3 1	6	1	3	0	0	-18
33	Pernilla Sorensen	16:20	1-4	1-4	0-0	3 3 0	0 0	3	0	0	0	0	-5
44	Nia Howard	16:30	1-3	0-1	0-1	0 0 0	1 1	2	0	0	0	0	-17
20	Amber Redmond	18:13	2-4	0-0	0-0	1 2 3	1 0	4	1	1	0	0	-1
0	Jayla Johnson	03:20	0-0	0-0	0-0	1 1 0	0 0	0	0	0	0	0	-6
11	Excellant Greer	14:01	2-5	0-1	0-0	1 1 1	1 0	4	0	1	1	0	-2
5	Jordan Releford	06:21	1-2	0-1	0-0	1 1 0	0 0	2	0	2	0	0	-2
23	Jailah Clark-Jones	01:24	0-0	0-0	0-0	0 0 0	0 0	0	0	0	0	0	-4
<b>Totals</b>		21:57	2-14	1-4	12	31 43	10 9	45	6	18	3	1	18

Technical Fouls: NONE

**Shooting By Period**

1st	2nd	3rd	4th	FT
1st FG% 5-15 33.3%	3PT% 1-4 25.0%	FT% 0-0 0%		
2nd FG% 4-12 33.3%	3PT% 0-3 0%	FT% 0-0 0%		
3rd FG% 7-18 38.9%	3PT% 1-6 16.7%	FT% 0-0 0%		
4th FG% 5-12 41.7%	3PT% 0-1 0%	FT% 1-3 33.3%		
GM FG% 21-57 36.9%	3PT% 2-14 14.3%	FT% 1-4 25.0%		

GM FG% 21-57 36.9%  
 3PT% 2-14 14.3%  
 FT% 1-4 25.0%

WOFF	UNCG
23 (4 <sup>th</sup> 3:51)	1 (1 <sup>st</sup> 5:33)
Best Scoring Run 8 (2 <sup>nd</sup> 6:40)	5 (1 <sup>st</sup> 1:07)
Lead Changes 2	
Times Tied 0	
Time with Lead 39:24	00:20

Points from Turnovers	WOFF	UNCG
18	6	
Paint 20	26	
Second Chance 3	11	
Fast Breaks 0	4	
Bench 14	15	

Period by Period Scoring	WOFF	UNCG
1st	18	20
2nd	20	11
3rd	14	6
4th	11	45
TOT	63	45



Official Basketball Box Score - Final  
**Wofford at Western Caro.**  
 02/05/22 Liston B. Ramsey Center, Cullowhee, N.C.  
 2021-22 Women's Basketball

Game Time: 2:00 PM  
 Game Duration: 1:47  
 Attendance: 303

Officials: Ed Novak, Alex Sheffield, Courtney Robinson

**Wofford - 71** Record: 12-10 (7-1)

NO.	Name	Min	FG	3P	FT	Rebounds	Fouls	TP	AS	TO	ST	Blocks	+/-
			M-A	M-A	M-A	OR DR TOT	PF					BS BA	
14	Lilly Hatton	F 24:35	2-4	0-1	1-2	3 1 4	4 2	5	1	2	0	0	22
21	Alexis Tomlin	F 23:53	2-3	0-0	1-2	1 5 6	2 4	5	1	0	0	2	17
2	Niyah Lutz	G 24:34	5-11	1-3	0-0	1 2 3	1 1	11	4	2	4	0	12
4	Reagan Rapert	G 23:14	2-8	1-3	0-0	0 1 1	1 1	5	3	1	0	0	15
30	Jackie Carman	G 29:58	5-12	3-7	1-4	0 0 0	1 3	14	2	0	4	0	21
1	Annabelle Schultz	20:14	0-5	0-4	0-0	0 1 1	4 0	0	0	0	1	0	24
5	Helen Matthews	24:09	10-14	3-6	0-1	1 2 3	0 0	4	23	2	0	1	0
40	Abbey Crawford	08:38	3-4	0-0	0-0	1 2 3	0 0	6	0	0	0	0	0
0	Ja'Rae Smith	06:11	0-0	0-0	0-0	1 1 2	0 0	1	2	0	0	0	-5
3	Sydnee Richetto	07:17	1-5	0-3	0-0	0 1 1	0 0	2	1	0	0	0	-2
32	Alea Harris	07:17	0-0	0-0	0-0	0 0 0	0 0	0	0	0	0	0	-2
<b>Totals</b>		30:66	8-27	3-9	10	19 29	15 15	71	15	7	13	3	22

Technical Fouls: NONE

**Shooting By Period**

1st	2nd	3rd	4th	FT
1st FG% 11-18 61.1%	3PT% 2-6 33.3%	FT% 0-0 0%		
2nd FG% 5-15 33.3%	3PT% 3-7 42.9%	FT% 2-7 28.6%		
3rd FG% 7-15 46.7%	3PT% 1-5 20.0%	FT% 0-0 0%		
4th FG% 7-18 38.9%	3PT% 2-9 22.2%	FT% 1-2 50.0%		
GM FG% 30-66 45.5%	3PT% 8-27 29.6%	FT% 3-9 33.3%		

GM FG% 30-66 45.5%  
 3PT% 8-27 29.6%  
 FT% 3-9 33.3%

**Western Caro. - 49** Record: 6-17 (0-9)

NO.	Name	Min	FG	3P	FT	Rebounds	Fouls	TP	AS	TO	ST	Blocks	+/-
			M-A	M-A	M-A	OR DR TOT	PF					BS BA	
21	Madison Pack	F 33:07	4-10	2-7	1-2	2 4 6	2 1	11	1	2	0	1	-20
12	Joi Reid	G 33:28	4-9	0-0	5-12	0 6 6	4 7	13	4	7	1	0	-14
13	Zanoria Cruz	G 05:01	0-0	0-0	0-0	0 1 1	0 0	0	2	0	1	0	-2
22	Nadia Marshall	G 28:45	1-6	0-1	0-0	1 4 5	1 0	2	1	4	0	0	-12
33	Trembe Moates	G 29:42	2-5	0-0	4-4	2 2 2	4 2	8	1	2	1	0	-17
25	Bailey Trumm	22:41	1-3	1-3	0-0	0 3 0	1 3	0	1	0	0	0	-18
20	Andrea Martin Ruiz	04:59	0-0	0-0	0-0	0 0 0	0 0	0	0	0	0	0	-7
32	Endia Holliday	11:28	0-2	0-0	2-2	0 0 0	3 1	2	0	1	0	0	-7
14	Jacey Justice	04:52	0-1	0-1	0-0	0 0 0	0 0	0	0	1	0	0	-4
31	Audrey Meyers	22:26	4-7	2-4	0-0	3 3 6	1 2	10	0	1	1	0	-6
2	Mykaylyn Davis	03:31	0-0	0-0	0-0	0 0 0	0 1	0	0	1	0	0	-3
<b>Totals</b>		16:43	5-16	12-20	10	27 37	15 15	49	8	23	3	3	-22

Technical Fouls: NONE

**Shooting By Period**

1st	2nd	3rd	4th	FT
1st FG% 4-8 50.0%	3PT% 2-4 50.0%	FT% 5-6 83.3%		
2nd FG% 3-11 27.3%	3PT% 2-6 33.3%	FT% 0-0 0%		
3rd FG% 2-6 33.3%	3PT% 3-11 27.3%	FT% 0-0 0%		
4th FG% 4-10 40.0%	3PT% 1-3 33.3%	FT% 4-10 40.0%		
GM FG% 16-43 37.2%	3PT% 5-16 31.3%	FT% 12-20 60.0%		

GM FG% 16-43 37.2%  
 3PT% 5-16 31.3%  
 FT% 12-20 60.0%

WOF	WCU
24 (4 <sup>th</sup> 7:42)	3 (1 <sup>st</sup> 9:44)
Best Scoring Run 11 (2 <sup>nd</sup> 1:31)	4 (3 <sup>rd</sup> 3:20)
Lead Changes 1	
Times Tied 2	
Time with Lead 35:18	01:39

Points from Turnovers	WOF	WCU
25	9	
Paint 42	16	
Second Chance 10	5	
Fast Breaks 12	5	
Bench 31	15	

Period by Period Scoring	WOF	WCU
1st	24	15
2nd	15	17
3rd	15	17
4th	17	41
TOT	71	49



Official Basketball Box Score - Final  
**Furman at Wofford**  
 02/12/22 Jerry Richardson Indoor Stadium, Spartanburg, SC  
 2021-22 Women's Basketball

Game Time: 2:00 PM  
 Game Duration: 1:37  
 Attendance: 658

Officials: Carla Fountain, Larry Mellinger, Kevin Maurer

**Furman - 54** Record: 14-10 (7-3)

NO.	Name	Min	FG	3P	FT	Rebounds	Fouls	TP	AS	TO	ST	Blocks	+/-
			M-A	M-A	M-A	OR DR TOT	PF					BS BA	
14	Grace van Rij	F 28:36	2-3	0-1	2-2	1 3 4	3 2	6	0	3	0	0	-17
15	Tierra Hodges	F 40:00	7-21	1-7	2-2	5 12 17	2 5	17	1	4	0	0	-18
2	Janay Outten	G 14:29	1-3	0-0	0-0	0 0 0	3 0	2	2	3	0	0	-15
4	Tate Walters	G 32:59	4-13	2-8	0-0	2 2 4	3 10	3	2	2	0	0	-16
21	Niveya Henley	G 3											

# 2021-22 IN REVIEW/BOX SCORES



Official Basketball Box Score - Final  
**Samford at Wofford**  
 02/19/22 Jerry Richardson Indoor Stadium, Spartanburg, SC  
 2021-22 Women's Basketball

Game Time: 2:00 PM  
 Game Duration: 1:56  
 Attendance: 235

Officials: Billy Smith, Marie Christian, Scott Nelderer

Samford - 52

Record: 12-15 (7-6)

NO.	Name	Min	FG		3P		FT		Rebounds			Fouls		TP	AS	TO	ST	Blocks		+/-
			M-A	M-A	M-A	M-A	OR	DR	TOT	PF	FD	BS	BA							
14	Annie Ramil	F 26:53	3-8	0-2	0-1	3	8	11	2	2	6	0	3	0	0	0	0	2	-7	
35	Sussy Nguilefack	F 29:09	4-6	0-0	1-2	1	1	2	3	2	9	0	0	1	0	0	0	-16		
3	Shauntal Battle	G 21:01	1-9	1-6	0-0	0	0	0	1	0	3	2	2	1	0	1	0	-14		
4	Audra Leipold	G 28:15	5-7	0-1	0-0	0	5	5	5	0	10	3	4	1	0	0	0	-4		
11	Andrea Courmoyor	G 25:26	2-12	0-6	0-0	1	5	6	1	0	4	0	2	1	0	0	0	-6		
12	Mallory Hampton	30:57	3-10	1-4	2-2	1	5	6	2	3	9	0	4	0	0	0	-9			
23	Kathleen Wheeler	22:13	2-6	0-1	4-4	2	8	10	1	4	8	1	1	0	0	1	10			
22	Saraha Redmond	14:21	1-2	1-1	0-0	0	0	0	0	0	3	1	0	0	0	0	-3			
32	Kiersten Nelson	01:45	0-1	0-0	0-0	0	0	0	0	0	0	0	1	0	0	0	-3			
Team						0	0	0	0	0	0	0	1	0	0	0	0	0		
<b>Totals</b>			21-61	3-21	7-9	8	32	40	15	11	52	7	18	4	0	4	8			

Technical Fouls: NONE

Shooting By Period	
1st FG%	4-16 25.0%
3PT%	0-4 0.0%
FT%	0-1 0%
2nd FG%	6-19 31.6%
3PT%	2-8 25.0%
FT%	0-0 0%
3rd FG%	3-11 27.3%
3PT%	0-5 0.0%
FT%	0-0 0%
4th FG%	8-15 53.3%
3PT%	1-4 25.0%
FT%	7-8 87.5%
GM FG%	21-61 34.4%
3PT%	3-21 14.3%
FT%	7-9 77.8%

Dead Ball Rebounds: 5.5

Wofford - 60

Record: 14-11 (9-2)

NO.	Name	Min	FG		3P		FT		Rebounds			Fouls		TP	AS	TO	ST	Blocks		+/-
			M-A	M-A	M-A	M-A	OR	DR	TOT	PF	FD	BS	BA							
14	Lilly Hatton	F 35:44	4-13	1-5	1-3	1	5	6	1	3	10	0	1	0	0	0	0	16		
21	Alexis Tomlin	F 31:02	3-9	0-0	1-2	5	4	9	2	2	7	1	3	4	0	0	0	6		
2	Niyah Lutz	G 35:55	5-13	2-6	0-0	1	7	8	1	0	12	6	1	1	1	0	0	6		
30	Jackie Carman	G 34:30	6-16	4-8	1-3	0	3	3	1	2	17	1	1	2	0	0	0	6		
32	Alia Harris	G 04:55	0-2	0-2	0-0	0	0	0	0	0	0	0	0	0	0	0	0	-7		
4	Reagan Rapert	31:23	3-8	0-3	8-8	2	3	5	3	6	14	2	2	2	0	0	0	16		
1	Annabelle Schultz	16:59	0-2	0-2	0-0	0	0	0	0	2	0	0	0	1	0	0	0	-5		
3	Sydnee Richetto	05:46	0-2	0-2	0-0	0	0	0	0	0	0	0	0	0	0	0	0	-8		
40	Abbey Crawford	03:46	0-1	0-0	0-0	0	3	3	0	0	0	0	0	0	0	0	0	0		
Team						0	0	0	0	0	0	0	0	0	0	0	0	0		
<b>Totals</b>			21-66	7-28	11-16	9	25	34	11	15	60	10	8	10	4	0	8			

Technical Fouls: NONE

Shooting By Period	
1st FG%	5-20 25.0%
3PT%	2-10 20.0%
FT%	0-0 0%
2nd FG%	4-16 25.0%
3PT%	0-5 0.0%
FT%	1-3 33.3%
3rd FG%	7-17 41.2%
3PT%	4-9 44.4%
FT%	1-2 50%
4th FG%	5-13 38.5%
3PT%	1-4 25.0%
FT%	9-11 81.8%
GM FG%	21-66 31.8%
3PT%	7-28 25.0%
FT%	11-16 68.8%

Dead Ball Rebounds: 4.4

	SAM	WOF
Biggest lead	4 (1st 8:21)	13 (4th 7:32)
Best Scoring Run	6 (2nd 2:06)	6 (2nd 4:41)
Lead Changes	9	
Times Tied	1	
Time with Lead	06:53	31:14

Points from Turnovers	SAM		WOF			
	8	17	32	24		
Period by Period Scoring						
	SAM	8	14	6	24	52
	WOF	12	9	19	20	60



Official Basketball Box Score - Final  
**Wofford at ETSU**  
 02/24/22 Brooks Gym, Johnson City, Tenn.  
 2021-22 Women's Basketball

Game Time: 7:00 PM  
 Game Duration: 1:58  
 Attendance: 511

Officials: Kristie Weed, Courtney Robinson, Jonathan Brown

Wofford - 64

Record: 15-12 (10-3)

NO.	Name	Min	FG		3P		FT		Rebounds			Fouls		TP	AS	TO	ST	Blocks		+/-
			M-A	M-A	M-A	M-A	OR	DR	TOT	PF	FD	BS	BA							
14	Lilly Hatton	F 32:56	6-13	2-9	3-5	1	5	6	2	4	17	1	2	0	1	0	0	-4		
21	Alexis Tomlin	F 28:57	3-6	0-0	0-2	2	6	8	4	2	6	2	1	0	0	0	0	-9		
2	Niyah Lutz	G 34:23	2-7	1-3	2-2	3	5	8	1	3	7	3	2	1	0	1	0	-14		
4	Reagan Rapert	G 32:11	4-12	2-6	5-6	0	5	5	4	6	15	5	5	1	0	0	0	-8		
30	Jackie Carman	G 28:26	3-13	2-10	0-2	1	1	2	1	2	8	3	1	0	0	0	0	4		
1	Annabelle Schultz	25:58	2-8	2-7	2-2	1	2	3	3	1	8	0	0	2	0	0	0	-4		
3	Sydnee Richetto	11:30	1-1	1-1	0-0	0	1	1	1	0	3	0	0	0	0	0	0	-8		
32	Alia Harris	05:39	0-0	0-0	0-0	0	0	0	0	0	0	0	2	0	0	0	0	5		
Team						1	4	5	0	0	0	0	0	0	0	0	0	0		
<b>Totals</b>			21-60	10-36	12-19	9	29	38	17	18	64	14	13	4	1	1	6			

Technical Fouls: NONE

Shooting By Period	
1st FG%	3-19 15.8%
3PT%	2-12 16.7%
FT%	2-4 50%
2nd FG%	6-11 54.5%
3PT%	2-4 50.0%
FT%	5-6 83.3%
3rd FG%	5-15 33.3%
3PT%	2-9 22.2%
FT%	5-7 71.4%
4th FG%	7-15 46.7%
3PT%	4-11 36.4%
FT%	0-2 0%
GM FG%	21-60 35.0%
3PT%	10-36 27.8%
FT%	12-19 63.2%

Dead Ball Rebounds: 3.2

ETSU - 70

Record: 6-20 (5-8)

NO.	Name	Min	FG		3P		FT		Rebounds			Fouls		TP	AS	TO	ST	Blocks		+/-
			M-A	M-A	M-A	M-A	OR	DR	TOT	PF	FD	BS	BA							
24	Jakhyia Davis	C 21:38	1-4	0-0	1-2	1	11	12	3	2	3	1	2	0	0	0	0	0	-2	
5	Abby Carrington	G 20:38	1-6	1-5	0-2	0	4	4	1	2	3	1	0	0	0	0	0	0		
10	Courtney Moore	G 34:52	7-13	5-10	7-10	2	0	2	5	26	1	2	2	0	0	0	2			
11	Aaliyah Vananda	G 16:48	2-7	0-3	0-0	1	0	1	3	0	4	0	0	2	0	0	0	1		
23	Sarah Thompson	G 34:06	2-6	2-5	0-0	0	4	4	2	6	1	0	2	0	0	0	0	9		
1	Carly Hooks	30:05	4-11	0-2	1-2	3	4	7	1	2	9	5	4	1	0	0	2			
13	Demi Burdick	20:27	4-7	1-2	1-2	1	5	6	2	2	10	0	1	0	1	0	2			
21	Amaya Adams	15:35	1-4	1-3	3-4	0	2	2	1	2	6	1	0	2	0	0	11			
32	Jada Ryce	05:51	1-2	1-1	0-0	0	1	1	1	0	3	1	1	0	0	0	1			
Team						1	2	3	0	0	0	0	0	0	0	0	0			
<b>Totals</b>			23-60	11-31	13-22	9	33	42	18	17	70	11	11	9	1	1	8			

Technical Fouls: NONE

Shooting By Period	
1st FG%	6-16 37.5%
3PT%	4-9 44.4%
FT%	2-2 100%
2nd FG%	1-12 8.3%
3PT%	1-8 12.5%
FT%	4-6 66.7%
3rd FG%	9-15 60.0%
3PT%	4-8 50.0%
FT%	2-6 33.3%
4th FG%	7-17 41.2%
3PT%	2-6 33.3%
FT%	5-8 62.5%
GM FG%	23-60 38.3%
3PT%	11-31 35.5%
FT%	13-22 59.1%

Dead Ball Rebounds: 6.1

	WOF	ETSU
Biggest lead	5 (2nd 0:33)	8 (1st 5:26)
Best Scoring Run	10 (2nd 3:05)	10 (1st 5:26)
Lead Changes	3	
Times Tied	3	
Time with Lead	05:54	30:02

Points from Turnovers	WOF		ETSU		
	20	18	5	9	
Period by Period Scoring					
	WOF	10	19	17	64
	ETSU	18	7	24	21



Official Basketball Box Score - Final  
**UNC Greensboro at Wofford**  
 02/21/22 Jerry Richardson Indoor Stadium, Spartanburg, SC  
 2021-22 Women's Basketball

Game Time: 7:00 PM  
 Game Duration: 1:45  
 Attendance: 278

Officials: Chad Tucker, Christopher Collins, Clark Strickberg







Official Basketball Box Score - Final  
**ETSU at Wofford**  
 03/02/22 Harrah's Cherokee Center, Asheville  
 2021-22 SoCon Women's Basketball Championship

Game Time: 4:30 PM  
 Game Duration: 1:54  
 Attendance: 1,276

Officials: Chad Tucker, Carla Roberts-Jeter, Laney Nelms

ETSU - 54 Record: 6-22

NO. Name	Min	FG	3P	FT	Rebounds	Fouls	TP	AS	TO	ST	Blocks	+/-				
		M-A	M-A	M-A	OR DR TOT	PF FD					BS BA					
24 Jakhya Davis	C 19:01	2-6	1-2	0-0	2	4	6	2	0	5	0	1	0	1	-13	
10 Courtney Moore	G 34:14	1-6	1-4	2-2	0	2	2	5	2	5	5	2	0	0	-14	
11 Aaliyah Vananda	G 23:48	3-8	1-3	0-0	2	3	5	1	0	7	1	2	0	1	-7	
21 Amayah Adams	G 27:38	2-6	0-2	1-4	0	4	4	3	2	5	0	0	1	0	-12	
23 Sarah Thompson	G 32:44	2-6	2-3	1-2	0	1	1	1	3	7	1	3	0	1	-12	
1 Caryl Hooks	28:01	7-15	3-5	3-6	0	6	6	5	6	20	1	4	2	0	0	
13 Demi Burdick	17:54	1-8	0-0	0-0	0	1	1	1	0	2	2	0	3	0	1	
5 Abby Carrington	08:58	1-2	1-2	0-0	0	1	1	1	3	0	0	0	1	0	-2	
4 Meleah Kirtner	03:33	0-0	0-0	0-0	0	0	0	0	0	0	0	0	0	0	0	
32 Jada Ryce	04:09	0-2	0-0	0-0	0	0	0	0	1	0	0	0	0	0	-2	
Team					4	1	5			0						
Totals		19-59	9-21	7-14	8	23	31	19	15	54	10	14	11	2	4	-12

Technical Fouls: NONE

Shooting By Period  
 1st FG% 7-13 53.8%  
 3PT% 3-5 60.0%  
 FT% 0-0 0%

2nd FG% 6-16 37.5%  
 3PT% 3-8 37.5%  
 FT% 1-4 25%

3rd FG% 3-15 20.0%  
 3PT% 1-3 33.3%  
 FT% 1-2 50%

4th FG% 3-15 20.0%  
 3PT% 2-5 40.0%  
 FT% 5-8 62.5%

GM FG% 19-59 32.2%  
 3PT% 9-21 42.9%  
 FT% 7-14 50.0%

Dead Ball Rebounds: 5, 0

Wofford - 66 Record: 17-12

NO. Name	Min	FG	3P	FT	Rebounds	Fouls	TP	AS	TO	ST	Blocks	+/-				
		M-A	M-A	M-A	OR DR TOT	PF FD					BS BA					
14 Lilly Hatton	F 27:45	1-5	0-1	0-0	0	7	7	2	0	2	0	1	2	1	-2	
21 Alexis Tomlin	F 32:58	7-10	0-0	6-7	4	7	11	2	4	20	2	4	4	0	16	
2 Niyah Lutz	G 30:11	2-9	1-2	2-2	1	7	8	1	1	7	1	2	1	0	5	
4 Reagan Rapert	G 33:54	3-11	2-6	3-3	2	6	8	1	4	11	4	0	0	1	14	
30 Jackie Carman	G 35:26	5-12	2-8	7-8	1	3	4	4	4	19	0	1	1	0	11	
1 Annabelle Schultz	17:35	1-7	1-5	0-0	1	0	1	0	3	1	0	3	0	0	6	
5 Helen Matthews	21:22	1-8	0-2	2-2	3	3	6	4	6	4	1	7	1	0	6	
32 Alea Harris	00:49	0-0	0-0	0-0	0	0	0	0	0	0	0	0	0	0	0	
Team					2	1	3			0						
Totals		20-56	6-24	20-22	14	34	48	15	19	66	10	20	11	4	2	12

Technical Fouls: NONE

Shooting By Period  
 1st FG% 3-16 18.8%  
 3PT% 2-9 22.2%  
 FT% 8-8 100%

2nd FG% 7-12 58.3%  
 3PT% 1-4 25.0%  
 FT% 5-6 83.3%

3rd FG% 7-16 43.8%  
 3PT% 1-5 20.0%  
 FT% 1-1 100%

4th FG% 3-12 25.0%  
 3PT% 2-6 33.3%  
 FT% 6-7 85.7%

GM FG% 20-56 35.7%  
 3PT% 6-24 25.0%  
 FT% 20-22 90.9%

Dead Ball Rebounds: 1, 0



Official Basketball Box Score - Final  
**Furman at Wofford**  
 03/04/22 Harrah's Cherokee Center, Asheville  
 2021-22 SoCon Women's Basketball Championship

Game Time: 1:15 PM  
 Game Duration: 1:52  
 Attendance: 1,724

Officials: Kristie Weed, Tim Bryant, Courtney Robinson

Furman - 64 Record: 19-11

NO. Name	Min	FG	3P	FT	Rebounds	Fouls	TP	AS	TO	ST	Blocks	+/-				
		M-A	M-A	M-A	OR DR TOT	PF FD					BS BA					
14 Grace van Rij	F 26:16	3-7	0-0	1-2	1	2	3	4	3	7	0	1	0	0	2	
15 Tierra Hodges	F 40:00	8-18	1-4	3-4	4	8	12	1	3	20	1	5	1	0	0	
2 Janay Outten	G 11:11	0-1	0-0	0-0	0	3	3	1	0	0	1	2	0	2	1	
4 Tate Walters	G 37:31	3-8	2-5	4-4	2	4	6	4	5	12	8	6	1	1	4	
21 Niveya Henley	G 27:18	3-10	3-8	0-0	1	1	2	1	0	9	1	1	0	0	1	
35 Sydney James	25:44	5-9	3-5	2-4	2	6	8	2	2	15	0	3	0	1	1	
24 Greyson Boone	22:52	0-3	0-3	1-2	2	3	5	1	1	1	1	1	0	1	0	
3 Jada Session	03:07	0-0	0-0	0-0	0	1	1	0	0	0	0	1	0	0	0	
42 Kate Johnson	04:46	0-1	0-0	0-0	1	0	1	0	0	0	0	0	0	0	0	
13 Paraskevi Kolla	01:15	0-0	0-0	0-0	0	0	0	0	0	0	0	0	0	0	0	
Team					4	2	6			0						
Totals		22-57	9-25	11-16	17	30	47	15	14	64	13	19	3	4	6	5

Technical Fouls: James 4, 2:58

Shooting By Period  
 1st FG% 5-12 41.7%  
 3PT% 2-4 50.0%  
 FT% 1-4 25%

2nd FG% 5-15 33.3%  
 3PT% 3-7 42.9%  
 FT% 2-2 100%

3rd FG% 6-16 37.5%  
 3PT% 4-9 44.4%  
 FT% 0-0 0%

4th FG% 6-14 42.9%  
 3PT% 0-5 0.0%  
 FT% 8-10 80%

GM FG% 22-57 38.6%  
 3PT% 9-25 36.0%  
 FT% 11-16 68.8%

Dead Ball Rebounds: 3, 0

Wofford - 59 Record: 17-13

NO. Name	Min	FG	3P	FT	Rebounds	Fouls	TP	AS	TO	ST	Blocks	+/-				
		M-A	M-A	M-A	OR DR TOT	PF FD					BS BA					
14 Lilly Hatton	F 35:26	5-10	1-3	0-0	4	8	12	3	4	11	1	0	2	4	0	
21 Alexis Tomlin	F 26:55	7-9	0-0	0-0	3	2	5	3	1	14	0	5	3	1	0	
2 Niyah Lutz	G 36:55	1-8	1-4	1-2	0	4	4	0	1	4	1	2	2	0	0	
4 Reagan Rapert	G 35:47	5-16	0-3	3-6	0	1	1	1	3	13	4	3	2	0	4	
30 Jackie Carman	G 30:38	3-8	2-6	0-1	0	2	2	3	3	8	1	1	0	0	0	
1 Annabelle Schultz	21:23	3-10	1-7	0-0	1	1	2	1	1	7	2	0	0	0	0	
5 Helen Matthews	11:08	0-2	0-1	0-0	1	1	2	1	0	0	2	0	1	0	-6	
40 Abbey Crawford	01:48	1-1	0-0	0-0	0	0	0	0	0	0	0	0	0	0	0	
Team					2	1	3			0						
Totals		25-64	5-24	4-9	10	20	30	14	14	59	9	14	9	6	4	-5

Technical Fouls: NONE

	FUR	WOF
Biggest lead	5 (2nd 8:57)	4 (2nd 5:45)
Best Scoring Run	8 (3rd 0:07)	9 (2nd 5:45)
Lead Changes	9	9
Times Tied	6	0
Time with Lead	28:16	08:25

Points from	FUR	WOF
Turnovers	20	11
Paint	9	34
Second Chance	19	9
Fast Breaks	5	0
Bench	16	9

Period by Period Scoring	FUR	WOF
1st	13	15
2nd	16	16
3rd	16	19
4th	16	59
TOT	54	59

Dead Ball Rebounds: 4, 0

	ETS	WOF
Biggest lead	2 (1st 5:15)	16 (4th 4:32)
Best Scoring Run	7 (1st 5:15)	10 (3rd 7:23)
Lead Changes	10	10
Times Tied	3	0
Time with Lead	03:02	33:40

Points from	ETS	WOF
Turnovers	21	17
Paint	13	26
Second Chance	5	15
Fast Breaks	4	4
Bench	25	7

Period by Period Scoring	ETS	WOF
1st	17	16
2nd	16	8
3rd	16	13
4th	16	14
TOT	66	54



Official Basketball Box Score - Final  
**Wofford at Middle Tenn.**  
 03/17/22 Murphy Center, Murfreesboro  
 2021-22 Women's Basketball



Game Time: 8:00 PM  
 Game Duration: 1:35  
 Attendance: 2,012

Officials: Troy Winders, Jamie Broderick, Dawn March

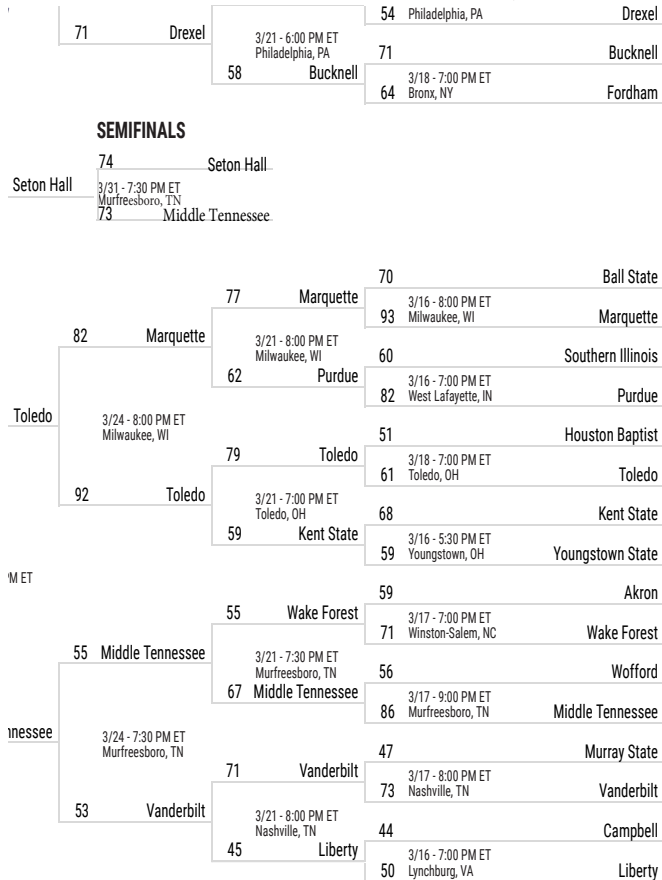
Wofford - 56 Record: 17-14

NO. Name	Min	FG	3P	FT	Rebounds	Fouls	TP	AS	TO	ST	Blocks	+/-			
		M-A	M-A	M-A	OR DR TOT	PF FD					BS BA				
14 Lilly Hatton	F 27:54	3-8	3-6	0-0	0	0	0	4	1	9	0	0	0	2	-35
21 Alexis Tomlin	F 24:27	3-10	0-0	6-7	0	8	8	4	6	12	0	0	1	0	-18
2 Niyah Lutz	G 26:15	0-3	0-3	0-0	0	5	5	2	1	0	3	1	1	0	-34
4 Reagan Rapert	G 27:21	0-3	0-2	2-2	0	2	2	0	1	2	5	4	2	0	-40
30 Jackie Carman	G 30:07	4-12	3-8	2-4	0	2	2	0	3	13	1	0	1	0	-20
1 Annabelle Schultz	13:45	2-4	1-2	0-0	0	0	0	1	0	5	1	0	1	0	-5
5 Helen Matthews	11:41	0-3	0-1	0-0	0	2	2	1	0	0	0	3	0	0	-14
3 Sydnee Richetto	16:38	4-7	1-3	0-0	0	1	1	0	1	9	0	0	1	0	-2
32 Alea Harris	09:14	0-1	0-0	1-2	1	1									

**2022 INGLES SOUTHERN CONFERENCE BASKETBALL CHAMPIONSHIPS**  
 MARCH 3-7 • HARRAH'S CHEROKEE CENTER – ASHEVILLE • ASHEVILLE, N.C.



**2022 WNIT Bracket - Wofford's Quadrant**





## 2021-22 SOCON STANDINGS

School	SoCon					Overall					
	W-L	PCT	H	A	Streak	W-L	PCT	H	A	N	Streak
Mercer *	13-1	0.929	6-1	7-0	W9	23-7	0.767	10-3	10-4	3-0	L1
<b>Wofford</b>	<b>11-3</b>	<b>0.786</b>	<b>6-1</b>	<b>5-2</b>	<b>W1</b>	<b>17-4</b>	<b>0.548</b>	<b>10-4</b>	<b>6-7</b>	<b>1-3</b>	<b>L2</b>
Furman	10-4	0.714	5-2	5-2	W2	20-14	0.588	9-3	7-9	4-2	W1
Samford	7-7	0.500	4-3	3-4	L3	13-17	0.433	8-5	4-11	1-1	L1
UNCG	5-9	0.357	3-4	2-5	W1	9-19	0.321	6-7	3-10	0-2	L1
Chattanooga	5-9	0.357	2-5	3-4	L2	7-22	0.241	3-11	4-11	0-0	L2
ETSU	5-9	0.357	3-4	2-5	L1	6-22	0.214	4-7	2-13	0-2	L2
Western Carolina	0-14	0.000	0-7	0-7	L14	7-23	0.233	6-11	1-11	0-1	L2

\*NCAA Automatic Bid



## COACHES ALL-SOUTHERN CONFERENCE

## Player of the Year

Tierra Hodges, Sr., F, Furman

## Freshman of the Year

Erin Houpt, G, Mercer

## Defensive Player of the Year

Shannon Titus, 5th, G/F, Mercer

## Coach of the Year

Susie Gardner, Mercer

## Ann Lashley Inspiration Award Winner

Aja Boyd, Gr., G/F, UNCG

## First Team

Tierra Hodges, Sr., Furman  
 Amoria Neal-Tysor, Sr., Mercer  
 Shannon Titus, 5th, Mercer  
 Andrea Cournoyer, Jr., Samford  
**Jackie Carman, Sr., Wofford**

## Second Team

Tate Walters, So., Furman  
 Jaron Dougherty, Sr., Mercer  
 Aja Boyd, Gr., UNCG  
 Abbey Cornelius, Jr., Chattanooga  
**Lilly Hatton, Jr., Wofford**

## All-Defensive Team

Shannon Titus, 5th, Mercer  
 Andrea Cournoyer, Jr., Samford  
 Abbey Cornelius, Jr., Chattanooga  
 Joi Reid, So., Western Carolina  
**Reagan Rapert, Fr., Wofford**

## All-Freshman Team

Niveya Henley, Furman  
 Erin Houpt, Mercer  
 Isys Grady, UNCG  
 Sussy Ngulefac, Samford  
**Reagan Rapert, Wofford**

## SOCON SPORTS MEDIA ASSOCIATION (SCSMA)

## ALL-SOUTHERN CONFERENCE

## Player of the Year

Tierra Hodges, Sr., F, Furman

## Co-Freshmen of the Year

Erin Houpt, G, Mercer  
 Sussy Ngulefac, C, Samford

## Coach of the Year

Susie Gardner, Mercer

## First team

Tierra Hodges, Sr., Furman  
 Amoria Neal-Tysor, Sr., Mercer  
 Shannon Titus, 5th, Mercer  
 Andrea Cournoyer, Jr., Samford  
**Jackie Carman, Sr., Wofford**

## Second team

Grace Van Rij, Sr., Furman  
 Tate Walters, So. Furman  
 Jaron Dougherty, Sr., Mercer  
 Aja Boyd, Gr., UNCG  
 Abbey Cornelius, Jr., Chattanooga  
**Lilly Hatton, Jr., Wofford**

## Third team

Courtney Moore, Fr., ETSU  
 Natalie Armstrong, Sr., Samford  
 Sussy Ngulefac, Fr., Samford  
**Niyah Lutz, Sr., Wofford**  
**Alexis Tomlin, Sr., Wofford**

## All-Freshman Team

Nigeria Harkless, Mercer  
 Erin Houpt, Mercer  
 Isys Grady, UNCG  
 Sussy Ngulefac, Samford  
**Reagan Rapert, Wofford**

## PLAYERS OF THE WEEK

Nov. 16 – Jaron Dougherty, Sr., F, Mercer  
 Nov. 23 – Tierra Hodges, 5th, G/F, Furman  
 Nov. 30 – Tate Walters, So., G, Furman  
 Dec. 7 – Abbey Cornelius, Jr., C, Chattanooga  
**Dec. 14 – Jackie Carman, Sr., G, Wofford**  
 Dec. 21 – Jaron Dougherty, Sr., F, Mercer  
 Dec. 28 – Sussy Ngulefac, Fr., C, Samford  
 Jan. 4 – Abbey Cornelius, Jr., C, Chattanooga  
 Jan. 11 – Jaron Dougherty, Sr., F, Mercer  
 Jan. 18 – Andrea Cournoyer, Jr., G, Samford  
 Jan. 25 – Tierra Hodges, 5th, G/F, Furman  
 Feb. 1 – Tierra Hodges, 5th, G/F, Furman  
 Feb. 8 – Amoria Neal-Tysor, Sr., G, Mercer  
**Feb. 15 – Jackie Carman, Sr., G, Wofford**  
 Feb. 22 – Amoria Neal-Tysor, Sr., G, Mercer  
 Feb. 28 – Tierra Hodges, 5th, G/F, Furman

## PLAYERS OF THE MONTH

November Tierra Hodges, G/F FUR  
 December Tierra Hodges, G/F FUR  
 January Tierra Hodges, G/F FUR  
 February Amoria Neal-Tysor, G MER

## ALL-TOURNAMENT TEAM

## First Team

Tierra Hodges, Furman  
 Tate Walters, Furman  
 Amoria Neal-Tysor, Mercer (MOP)  
 Shannon Titus, Mercer  
**Alexis Tomlin, Wofford**

## Second Team

Carly Hooks, ETSU  
 Grace van Rij, Furman  
 Jaron Dougherty, Mercer  
 Abbey Cornelius, Chattanooga  
**Jackie Carman, Wofford**

## PRESEASON ALL-SOUTHERN CONFERENCE

## Preseason Player of the Year

Andrea Cournoyer, Jr., G Samford

## Preseason All-SoCon

Tierra Hodges, R-Sr., G/F Furman  
 Jaron Dougherty, Sr., F Mercer  
 Amoria Neal-Tysor, Sr., G Mercer  
 Shannon Titus, 5th, G Mercer  
 Aja Boyd, Sr., G/F UNCG  
 Natalie Armstrong, Sr., C Samford  
 Andrea Cournoyer, Jr., G Samford  
 Annie Ramil, Jr., F Samford  
 Abbey Cornelius, Jr., F Chattanooga  
**Lilly Hatton, Jr., F Wofford**

## PRESEASON COACHES POLL

School (First-Place Votes)	Total Points
1. Mercer (5)	47
2. Samford (3)	45
<b>3. Wofford</b>	<b>34</b>
4. Furman	30
5. Chattanooga	23
6. UNCG	19
7. ETSU	18
8. Western Carolina	7



## INDIVIDUAL STATISTIC RANKINGS

## SCORING

	CI	GP	FG	3FG	FT	Points	Avg/G
1. Tierra Hodges-FUR	SR	33	223	23	128	597	18.1
2. Amoria Neal-Tysor-MER	SR	30	187	40	82	496	16.5
3. Andrea Cournoyer-SAM	JR	30	179	66	64	488	16.3
4. Abbey Cornelius-UTC	JR	23	113	1	77	304	13.2
5. Tate Walters-FUR	SO	32	131	69	83	414	12.9
<b>6. Jackie Carman-WOF</b>	<b>SR</b>	<b>30</b>	<b>128</b>	<b>62</b>	<b>54</b>	<b>372</b>	<b>12.4</b>
7. Shannon Titus-MER	SR	30	141	1	68	351	11.7
8. Jaron Dougherty-MER	SR	30	132	9	47	320	10.7
9. Carly Hooks-ETSU	FR	24	98	13	43	252	10.5
10. Dena Jarrells-UTC	SO	28	100	57	35	292	10.4
<b>14. Lilly Hatton-WOF</b>	<b>JR</b>	<b>31</b>	<b>115</b>	<b>31</b>	<b>41</b>	<b>302</b>	<b>9.7</b>
<b>20. Niyah Lutz-WOF</b>	<b>SR</b>	<b>31</b>	<b>101</b>	<b>42</b>	<b>25</b>	<b>269</b>	<b>8.7</b>
<b>22. Reagan Rapert-WOF</b>	<b>FR</b>	<b>31</b>	<b>81</b>	<b>34</b>	<b>69</b>	<b>265</b>	<b>8.5</b>
<b>23. Alexis Tomlin-WOF</b>	<b>SR</b>	<b>31</b>	<b>99</b>	<b>0</b>	<b>64</b>	<b>262</b>	<b>8.5</b>

## REBOUNDING

	CI	GP	Off	Def	Total	Avg/G
1. Tierra Hodges-FUR	SR	33	128	263	391	11.8
2. Abbey Cornelius-UTC	JR	23	29	176	205	8.9
3. Annie Ramil-SAM	JR	30	77	154	231	7.7
<b>4. Alexis Tomlin-WOF</b>	<b>SR</b>	<b>31</b>	<b>82</b>	<b>149</b>	<b>231</b>	<b>7.5</b>
5. Khalis Cain-UNCG	SO	28	89	104	193	6.9
6. Nadia Marshall-WCU	JR	24	63	100	163	6.8
7. Aja Boyd-UNCG	SR	22	64	85	149	6.8
8. Shannon Titus-MER	SR	30	74	128	202	6.7
9. Isys Grady-UNCG	FR	27	49	129	178	6.6
10. Jaron Dougherty-MER	SR	30	42	150	192	6.4
<b>12. Lilly Hatton-WOF</b>	<b>JR</b>	<b>31</b>	<b>63</b>	<b>115</b>	<b>178</b>	<b>5.7</b>
<b>13. Niyah Lutz-WOF</b>	<b>SR</b>	<b>31</b>	<b>42</b>	<b>134</b>	<b>176</b>	<b>5.7</b>

## FIELD GOAL PCT

	CI	GP	FG	FGA	Pct
1. Amoria Neal-Tysor-MER	SR	30	187	436	.429
2. Andrea Cournoyer-SAM	JR	30	179	440	.407
3. Tierra Hodges-FUR	SR	33	223	552	.404

## ASSISTS

	CI	GP	No.	Avg/G
1. Tate Walters-FUR	SO	32	137	4.3
<b>2. Reagan Rapert-WOF</b>	<b>FR</b>	<b>31</b>	<b>112</b>	<b>3.6</b>
3. Amoria Neal-Tysor-MER	SR	30	90	3.0
4. Sigrun Olafsdottir-UTC	FR	30	86	2.9
5. Shannon Titus-MER	SR	30	82	2.7
6. Dena Jarrells-UTC	SO	28	76	2.7
7. Sanaa Redmond-SAM	FR	30	81	2.7
8. Andrea Cournoyer-SAM	JR	30	73	2.4
9. Courtney Moore-ETSU	FR	28	66	2.4
10. Zanoria Cruz-WCU	SO	29	68	2.3
<b>13. Niyah Lutz-WOF</b>	<b>SR</b>	<b>31</b>	<b>62</b>	<b>2.0</b>

## FREE THROW PCT

	CI	GP	FT	FTA	Pct
1. Tierra Hodges-FUR	SR	33	128	154	.831
2. Abbey Cornelius-UTC	JR	23	77	99	.778
3. Amoria Neal-Tysor-MER	SR	30	82	107	.766
4. Tate Walters-FUR	SO	32	83	110	.755

## STEALS

	CI	GP	No.	Avg/G
1. Andrea Cournoyer-SAM	JR	30	81	2.7
2. Shannon Titus-MER	SR	30	64	2.1
3. Amoria Neal-Tysor-MER	SR	30	51	1.7
4. Dena Jarrells-UTC	SO	28	42	1.5
5. Tate Walters-FUR	SO	32	47	1.5
6. Tierra Hodges-FUR	SR	33	47	1.4
7. Mallory Hampton-SAM	FR	28	39	1.4
<b>8. Reagan Rapert-WOF</b>	<b>FR</b>	<b>31</b>	<b>38</b>	<b>1.2</b>
9. Courtney Moore-ETSU	FR	28	34	1.2
10. Addie Porter-UTC	FR	30	36	1.2
<b>13. Annabelle Schultz-WOF</b>	<b>SO</b>	<b>31</b>	<b>33</b>	<b>1.1</b>

## 3-POINT FG PCT

	CI	GP	3FG	3FGA	Pct
1. Erin Houpt-MER	FR	29	60	148	.405

2. Tate Walters-FUR	SO	32	69	185	.373
3. Andrea Cournoyer-SAM	JR	30	66	183	.361
4. Dena Jarrells-UTC	SO	28	57	162	.352
<b>5. Jackie Carman-WOF</b>	<b>SR</b>	<b>30</b>	<b>62</b>	<b>185</b>	<b>.335</b>
6. Courtney Moore-ETSU	FR	28	48	147	.327
7. Sydney James-FUR	SO	34	51	185	.276

## 3-POINT FG MADE

	CI	GP	3FG	Avg/G
1. Andrea Cournoyer-SAM	JR	30	66	2.2
2. Tate Walters-FUR	SO	32	69	2.2
3. Erin Houpt-MER	FR	29	60	2.1
<b>4. Jackie Carman-WOF</b>	<b>SR</b>	<b>30</b>	<b>62</b>	<b>2.1</b>
5. Dena Jarrells-UTC	SO	28	57	2.0
6. Courtney Moore-ETSU	FR	28	48	1.7
7. Sydney James-FUR	SO	34	51	1.5
8. Shaunta Battle-SAM	SR	30	44	1.5
9. Pernilla Sorensen-UNCG	SR	22	32	1.5
<b>10. Annabelle Schultz-WOF</b>	<b>SO</b>	<b>31</b>	<b>44</b>	<b>1.4</b>
<b>11. Niyah Lutz-WOF</b>	<b>SR</b>	<b>31</b>	<b>42</b>	<b>1.4</b>

## BLOCKED SHOTS

	CI	GP	No.	Avg/G
1. Abbey Cornelius-UTC	JR	23	32	1.4
2. Shannon Titus-MER	SR	30	41	1.4
3. Khalis Cain-UNCG	SO	28	35	1.3
4. Karsen Murphy-UTC	FR	28	31	1.1
<b>5. Alexis Tomlin-WOF</b>	<b>SR</b>	<b>31</b>	<b>31</b>	<b>1.0</b>
<b>6. Lilly Hatton-WOF</b>	<b>JR</b>	<b>31</b>	<b>29</b>	<b>0.9</b>

## ASSIST/TURNOVER RATIO

	CI	GP	Assists	Avg	T-Overs	Avg	Ratio
<b>1. Reagan Rapert-WOF</b>	<b>FR</b>	<b>31</b>	<b>112</b>	<b>3.6</b>	<b>80</b>	<b>2.6</b>	<b>1.4</b>
2. Tate Walters-FUR	SO	32	137	4.3	106	3.3	1.3
3. Amoria Neal-Tysor-MER	SR	30	90	3.0	86	2.9	1.0

## OFFENSIVE REBOUNDS

	CI	GP	No.	Avg/G
1. Tierra Hodges-FUR	SR	33	128	3.9
2. Khalis Cain-UNCG	SO	28	89	3.2
3. Aja Boyd-UNCG	SR	22	64	2.9
<b>4. Alexis Tomlin-WOF</b>	<b>SR</b>	<b>31</b>	<b>82</b>	<b>2.6</b>
5. Nadia Marshall-WCU	JR	24	63	2.6
6. Annie Ramil-SAM	JR	30	77	2.6
7. Shannon Titus-MER	SR	30	74	2.5
8. Grace van Rij-FUR	SR	33	75	2.3
<b>9. Lilly Hatton-WOF</b>	<b>JR</b>	<b>31</b>	<b>63</b>	<b>2.0</b>

## DEFENSIVE REBOUNDS

	CI	GP	No.	Avg/G
1. Tierra Hodges-FUR	SR	33	263	8.0
2. Abbey Cornelius-UTC	JR	23	176	7.7
3. Annie Ramil-SAM	JR	30	154	5.1
4. Jaron Dougherty-MER	SR	30	150	5.0
<b>5. Alexis Tomlin-WOF</b>	<b>SR</b>	<b>31</b>	<b>149</b>	<b>4.8</b>
6. Isys Grady-UNCG	FR	27	129	4.8
7. Jakhya Davis-ETSU	FR	26	124	4.8
<b>8. Niyah Lutz-WOF</b>	<b>SR</b>	<b>31</b>	<b>134</b>	<b>4.3</b>
<b>15. Lilly Hatton-WOF</b>	<b>JR</b>	<b>31</b>	<b>115</b>	<b>3.7</b>

## MINUTES PLAYED

	CI	GP	Minutes	Avg/G
1. Tierra Hodges-FUR	SR	33	1204	36.5
2. Shannon Titus-MER	SR	30	984	32.8
Amoria Neal-Tysor-MER	SR	30	984	32.8
4. Abbey Cornelius-UTC	JR	23	747	32.5
5. Andrea Cournoyer-SAM	JR	30	967	32.2
6. Sigrun Olafsdottir-UTC	FR	30	964	32.1
7. Tate Walters-FUR	SO	32	1010	31.6
8. Isys Grady-UNCG	FR	27	828	30.7
9. Grace van Rij-FUR	SR	33	995	30.2
10. Dena Jarrells-UTC	SO	28	841	30.0





## TEAM STATISTIC RANKINGS

SCORING OFFENSE	G	W-L	Pts	Avg/G
1. Wofford	31	17-14	2051	66.2
2. Mercer	30	23-7	1933	64.4
3. Furman	34	20-14	2183	64.2
4. Samford	30	13-17	1908	63.6
5. Chattanooga	30	7-23	1808	60.3
6. ETSU	28	6-22	1550	55.4
7. UNCG	28	9-19	1524	54.4
8. Western Carolina	30	7-23	1567	52.2

SCORING DEFENSE	G	Pts	Avg/G
1. UNCG	28	1578	56.4
2. Mercer	30	1707	56.9
3. Western Carolina	30	1804	60.1
4. Wofford	31	1925	62.1
5. Furman	34	2112	62.1
6. Samford	30	2014	67.1
7. ETSU	28	1905	68.0
8. Chattanooga	30	2063	68.8

SCORING MARGIN	G	Offense	Defense	Mrg
1. Mercer	30	64.4	56.9	+7.5
2. Wofford	31	66.2	62.1	+4.1
3. Furman	34	64.2	62.1	+2.1
4. UNCG	28	54.4	56.4	-1.9
5. Samford	30	63.6	67.1	-3.5
6. Western Carolina	30	52.2	60.1	-7.9
7. Chattanooga	30	60.3	68.8	-8.5
8. ETSU	28	55.4	68.0	-12.7

FREE THROW PCT	G	FTM	FTA	Pct
1. Wofford	31	317	425	.746
2. Furman	34	429	578	.742
3. Chattanooga	30	339	475	.714
4. Samford	30	323	465	.695
5. Mercer	30	321	463	.693
6. ETSU	28	228	338	.675
7. Western Carolina	30	241	382	.631
8. UNCG	28	251	410	.612

FIELD GOAL PERCENT	G	FGM	FGA	Pct
1. Mercer	30	747	1786	.418
2. Samford	30	707	1705	.415
3. Chattanooga	30	646	1678	.385
4. Furman	34	776	2046	.379
5. Western Carolina	30	607	1618	.375
6. UNCG	28	578	1543	.375
7. Wofford	31	743	1985	.374
8. ETSU	28	570	1625	.351

FIELD GOAL DEFENSE	G	FGM	FGA	Pct
1. Mercer	30	623	1753	.355
2. UNCG	28	580	1560	.372
3. Wofford	31	731	1881	.389
4. Western Carolina	30	643	1600	.402
5. Furman	34	794	1955	.406
6. Samford	30	753	1838	.410
7. Chattanooga	30	756	1833	.412
8. ETSU	28	677	1632	.415

3-POINT FG PCT	G	3FGM	3FGA	Pct
1. Mercer	30	118	326	.362
2. Wofford	31	248	777	.319
3. Samford	30	171	561	.305
4. Furman	34	202	688	.294
5. Chattanooga	30	177	615	.288
6. ETSU	28	182	633	.288
7. UNCG	28	108	423	.255
8. Western Carolina	30	112	452	.248

3-POINT FG DEFENSE	G	3FGM	3FGA	Pct
1. Mercer	30	144	558	.258
2. Wofford	31	209	748	.279
3. UNCG	28	155	524	.296
4. Samford	30	187	610	.307
5. Furman	34	229	714	.321
6. ETSU	28	178	554	.321
7. Western Carolina	30	199	606	.328
8. Chattanooga	30	213	645	.330

REBOUNDING OFFENSE	G	Rebounds	Avg/G
1. Furman	34	1381	40.6
2. UNCG	28	1058	37.8
3. Mercer	30	1100	36.7
4. Samford	30	1096	36.5
5. Wofford	31	1127	36.4
6. Western Carolina	30	1083	36.1
7. Chattanooga	30	1015	33.8
8. ETSU	28	941	33.6

REBOUNDING DEFENSE	G	Rebounds	Avg/G
1. Western Carolina	30	957	31.9
2. Furman	34	1148	33.8
3. UNCG	28	983	35.1
4. Samford	30	1076	35.9
5. Wofford	31	1185	38.2
6. Mercer	30	1157	38.6
7. Chattanooga	30	1160	38.7
8. ETSU	28	1174	41.9

REBOUNDING MARGIN	G	Team	Oppt	Margin
1. Furman	34	1381	1148	+6.9
2. Western Carolina	30	1083	957	+4.2
3. UNCG	28	1058	983	+2.7
4. Samford	30	1096	1076	+0.7
5. Wofford	31	1127	1185	-1.9
6. Mercer	30	1100	1157	-1.9
7. Chattanooga	30	1015	1160	-4.8
8. ETSU	28	941	1174	-8.3

BLOCKED SHOTS	G	No.	Avg/G
1. Mercer	30	126	4.2
2. UNCG	28	89	3.2
3. ETSU	28	82	2.9
4. Western Carolina	30	79	2.6
5. Chattanooga	30	77	2.6
6. Wofford	31	79	2.5
7. Samford	30	60	2.0
8. Furman	34	66	1.9

ASSISTS	G	No.	Avg/G
1. Samford	30	397	13.2
2. Furman	34	442	13.0
3. Wofford	31	385	12.4
4. Chattanooga	30	359	12.0
5. Mercer	30	354	11.8
6. ETSU	28	299	10.7
7. Western Carolina	30	303	10.1
8. UNCG	28	265	9.5

STEALS	G	No.	Avg/G
1. Samford	30	232	7.7
2. ETSU	28	213	7.6
3. Mercer	30	227	7.6
4. Western Carolina	30	219	7.3
5. Wofford	31	215	6.9
6. Furman	34	225	6.6
7. UNCG	28	183	6.5
8. Chattanooga	30	174	5.8

TURNOVER MARGIN	G	Team	Oppt	Margin
1. Mercer	30	411	520	+3.63
2. Wofford	31	415	509	+3.03
3. Furman	34	542	541	-0.03
4. ETSU	28	412	406	-0.21
5. UNCG	28	470	427	-1.54
6. Chattanooga	30	497	423	-2.47
7. Western Carolina	30	578	468	-3.67
8. Samford	30	557	445	-3.73

ASSIST/TO RATIO	G	Assist	T-Over	Ratio
1. Wofford	31	385	415	0.9
2. Mercer	30	354	411	0.9
3. Furman	34	442	542	0.8
4. ETSU	28	299	412	0.7
5. Chattanooga	30	359	497	0.7
6. Samford	30	397	557	0.7
7. UNCG	28	265	470	0.6
8. Western Carolina	30	303	578	0.5

OFFENSIVE REBOUNDS	G	No.	Avg/G
1. Furman	34	507	14.9
2. UNCG	28	363	13.0
3. Western Carolina	30	359	12.0
4. Samford	30	332	11.1
5. Wofford	31	331	10.7
6. Mercer	30	320	10.7
7. ETSU	28	262	9.4
8. Chattanooga	30	274	9.1

# ALL-TIME ROSTER

<b>A</b>							
Stephanie Adelaine	1998-02	Maddie Helms	2007-11	Catherine Rader	1991-95		
Lorie Adsit	1993-94	Monica Henderson	1985-87	Missy Ramirez	1988-89		
Jenny Artman	1986-87	Caroline Heriot	1984-86	Reagan Rapert	2021-2022		
Anna Claire Atha	2017-20	Krista Herron	1993-94, 95-97	Maria Renner	2001-03		
Jeanne Azzara	1983-85	Lucy Hines	1997-01	Karen Rhodes	1980-82		
<b>B</b>		Beth Houck	1988-92	<b>Sydnee Richetto</b>	<b>2021-Present</b>		
Chris Barker	1992-93, 94-96	April Hughes	1986-88	Jessica Ridgill	1998-02		
Nancy Barr	1981-84	Meg Hunt	1980-84	Stephanie Ripberger	2001-05		
Edna Batman	1991-92	<b>J</b>		Aurdrey Roach	1992-93		
Paige Baxley	1982-83	Brenda Jackson	1990-94	<b>Rachael Rose</b>	<b>2022-Present</b>		
Marissa Bayer	2015-18	Aliyah Johnson	2012-13	Anna Ross	1997-01		
Margaret Beebe	1989-92	Lanita Johnson	1984-85, 86-87	Marianna Russo	2001-02		
Kelly Blake	2009-11	Lisa Jones	1985-87	Emily Ryan	2014-2018		
Amoshia Blakeney	2015-16	Khadijah Joyner	2012-16	<b>S</b>			
Meredith Bonner	2002-04	Sharon Jumper	1982-83	Fanchon Sartor	2009-11		
Cairo Booker	2016-20	<b>K</b>		Becky Sasso	2002-06		
Linnie Boteler	1995-96	Lauren Kirby	2011-15	Liz Scarborough	1998-99		
Kristin Bradley	2006-10	Kelsi Koenig	2004-08	<b>Annabelle Schultz</b>	<b>2020-Present</b>		
Brie Bradshaw	2001-05	Ashley Kroker	2007-11	Melissa Shook	1987-91		
Rachel Brittenham	2009-12	<b>L</b>		Teri Sloan	1989-93		
Erica Brown	1996-99	Kelsey Lambdin	2014-2018	Catherine Smith	1987-89		
Ronda Brown	1986-88	Kim Link	1987-89	<b>Ja'Rae Smith</b>	<b>2020-Present</b>		
<b>C</b>		Robyn Lollis	1985-86	<b>Sophie Smith</b>	<b>2022-Present</b>		
Catherine Cantrell	1989-92	Niyah Lutz	2018-2022	Teri Snelling	1981-85		
<b>Jackie Carman</b>	<b>2018-Present</b>	<b>M</b>		Sloan Sox	1989-93		
Kelly Catoe	1983-85	Beth Martin	1987-91	Jenni Stasie	1999-03		
Courtney Chapman	2002-03	Laura Martin	1988-89	Chanel Stokes	2012-16		
Pheobe Clark	1998-02	Lindsay Martin	1998-01	Latoya Strong	2002-06		
<b>Indiya Clarke</b>	<b>2022-Present</b>	Sandy Martin	1982-86	<b>T</b>			
Kris Cole	1988-90	Mariah Masalin	2009-12	Elizabeth Tankersley	1984-86		
Carrie Colwell	1999-00	Nakita Massey	1995-99	Susan Thorton	1980-81		
Presley Compton	1994-96	<b>Helen Matthews</b>	<b>2020-Present</b>	Alexis Tomlin	2018-2022		
Lawren Cook	2018-2021	Terri McCarter	1991-94	Dare Townsend	1982-83		
Anita Cooper	1993-97	Jamari McDavid	2017-21	Sarah Traynor	2013-16		
Shannon Cornatzer	1990-94	Rose McEwan	1983-85	Mary Martha Turner	2018-2022		
K.C. Correll	2003-07	Brigid Meadow	1995-96	Sheryl Turner	1981-82		
Maria Corella	2013-16	Michelle Merritt	2011-15	<b>V</b>			
Libby Corry	1991-95	Kerri Metzker	2003-04	Allyson Varn	1995-98		
Lindsay Cowher	2009-10	Liz Miller	2005-09	Kathlyn Varno	2006-10		
<b>Abbey Crawford</b>	<b>2020-Present</b>	Olivia Mills	2017-18	Angie Vickers	1985-87		
<b>D</b>		Nakia Mister	2002-06	Cheryl Vickers	1985-87		
Kate Dempsey	2005-09	April Moorhouse	2008-12	Mary Vickers	1985-89		
Meredith Denton	1996-00	Hannah Morgan	2016-18	Cindy Vinyard	1990-94		
Laura Depko	2005-09	Logan Morris	2010-13	<b>W</b>			
Nancy Dubuisson	1998-02	Daniella Motley	2009-12	Janna Wagnon	1994-98		
Tina Durtonis	1984-85	<b>N</b>		Windy Wagnon	1994-98		
Kelly Dwyer	2006-10	Jenny Nett	1997-02	Chloe Wanink	2015-20		
<b>E</b>		Summer Nichols	2005-09	Peyton Walker	2015-2016		
Nikki Eason	1989-91	Mary Nicholson	1981-82	Natalie Walsh	2000-02		
Missy Ellenburg	1982-86	Janet Nixon	1981-83	Brenda Walter	1988-90		
Jessica Escorza	2010-11	Jennifer Nodine	1990-91	Kentra Washington	2013-16		
<b>F</b>		Franky Norris	1985-87	Lynn Watson	1992-96		
Ashton Fleming	2012-16	Judy Nwajaku	1986-90	Shelly Webb	1986-90		
Cathy Franks	1997-02	<b>O</b>		Karen Weishuhn	1980-82		
Jordan Frazier	2012-16	LeAnne Oliver	1992-94	Elizabeth Wells	1995-99		
Erin Frost	2009-13	Abby Owens	2003-04	Jenny Weurding	2003-07		
<b>G</b>		Betsy Ownbey	1990-94	Gabby Whaley	2002-03		
Pat Gardner	1980-82	<b>P</b>		Andrea Wheeler	1989-90		
Domi Gergely	2009-11	Sherry Pace	1980-81	Laura Wilkinson	1980-82		
Kyle Gering	1994-95	Susan Padgett	1982-86	Ashley Williams	1994-97		
Mandi Giles	1993-97	Anne-Marie Pages	1993-97	Mahagony Williams	2007-11		
Natalie Gramblin	2006-10	Pam Parnell	1980-81	Loretta Woods	1980-81		
Da'Ja Green	2017-20	<b>Jessie Parish</b>	<b>2022-Present</b>	Julie Woodward	1986-87		
Amy Greenwood	1994-98	Stacey Parris	1997-01	Morgan Wrightson	2010-12		
Jamie Grob	2016-20	Susanna Paul	2003-07	<b>Y</b>			
<b>H</b>		Grayson Pinholster	2013-16	Mary Jo Yee	2003-07		
Carmen Haley	1989-90	<b>Libby Privett</b>	<b>2022-Present</b>				
Alea Harris	2018-2022	Elena Pulanco	2018-2022				
Linda Harris	1981-83	<b>Q</b>					
Ricaye Harris	2001-05	Tori Quick	1983-87				
Amy Harrison	1980-84	<b>R</b>					
<b>Lilly Hatton</b>	<b>2019-Present</b>						





**WOFFORD ATHLETIC HALL OF FAME**

Meg Hunt '84.....	1991
Tori Quick '87.....	1993
Judy Nwajiaku '90.....	1995
Libb Corry '95.....	2000
Brenda Jackson '94.....	2005
Jenny Nett '02.....	2007

**RICHARDSON SCHOLARS**

Cindy Vinyard.....	1990-91
Jenny Nett.....	1997-98
Nancy Dubuisson.....	1998-99

**CHARLES J. BRADSHAW AWARD**

Judy Nwajiaku.....	1989-90
--------------------	---------

**PHI BETA KAPPA**

Laura Wilkinson.....	1983
Cheryl Vickers.....	1987
Meredith Knox.....	1999
Allyson Varn.....	1999
Meredith Denton.....	2000
Jenny Nett.....	2002
Rachel Brittenham.....	2013
Alea Harris.....	2022
Elena Pulanco.....	2022
Alexis Tomlin.....	2022

**COSIDA ACADEMIC ALL-AMERICA**

Jenny Nett.....	2002
-----------------	------

**COSIDA ACADEMIC ALL-DISTRICT**

Jenny Nett.....	1999
Jenny Nett.....	2001
Alexis Tomlin.....	2022

**NAIA ALL-DISTRICT IV**

Meg Hunt, First Team.....	1980-81
Meg Hunt, Second Team.....	1981-82
Amy Harrison, Honorable Mention.....	1981-82
Tori Quick, Honorable Mention.....	1985-86

**NAIA DISTRICT IV COACH OF THE YEAR**

Patricia Gainey.....	1980-81
----------------------	---------

**NAIA ALL-ACADEMIC TEAM**

Angie Vicker.....	1986-87
-------------------	---------

**NAIA DISTRICT IV ALL-STAR GAME**

Tori Quick.....	1985-86
Judy Nwajiaku.....	1987-88

**SC OUTSTANDING COLLEGIATE**

**FEMALE ATHLETE**

Judy Nwajiaku.....	1989-90
--------------------	---------

**SCSA FRESHMAN OF THE WEEK**

Libby Corry (Five times).....	1991-92
-------------------------------	---------

**SOCON ALL-TOURNAMENT TEAM**

Meredith Denton.....	1998
Natalie Walsh.....	2002
Jenny Nett.....	2002
Ricaye Harris.....	2003
Liz Miller.....	2008
Mahagony Williams.....	2011
Morgan Wrightson.....	2012
Da'Ja Green.....	2018
Lilly Hatton.....	2021
Helen Matthews.....	2021
Alexis Tomlin.....	2022
Jackie Carman.....	2022

**SOCON PLAYER OF THE YEAR**

Jenny Nett.....	2001-02
-----------------	---------

**SOCON FRESHMAN OF THE YEAR**

Mahagony Williams.....	2007-08
Lilly Hatton.....	2019-20

**ALL-SOCON (COACHES)**

Jenny Nett, Second Team.....	1997-98
Jenny Nett, Second Team.....	1998-99
Jenny Nett, First Team.....	2000-01
Jenny Nett, First Team.....	2001-02
Chloe Wanink, Second Team.....	2016-17
Da'Ja Green, Second Team.....	2017-18
Chloe Wanink, First Team.....	2018-19
Da'Ja Green, Second Team.....	2018-19
Chloe Wanink, First Team.....	2019-20
Da'Ja Green, Second Team.....	2019-20
Lilly Hatton, Second Team.....	2020-21
Jackie Carman, First Team.....	2021-22
Lilly Hatton, Second Team.....	2021-22

**ALL-SOCON (MEDIA)**

Daniella Motley, Second Team.....	2012-13
Chloe Wanink, Second Team.....	2016-17
Chloe Wanink, First Team.....	2018-19
Da'Ja Green, Third Team.....	2018-19
Cairo Booker, Third Team.....	2018-19
Chloe Wanink, First Team.....	2019-20
Da'Ja Green, Third Team.....	2019-20
Lilly Hatton, Second Team.....	2020-21
Jamari McDavid, Third Team.....	2020-21
Jackie Carman, First Team.....	2021-22

Lilly Hatton, Second Team.....	2021-22
Niyah Lutz, Third Team.....	2021-22
Alexis Tomlin, Third Team.....	2021-22

**SOCON ALL-DEFENSIVE TEAM**

Cairo Booker.....	2018-19
Cairo Booker.....	2019-20
Reagan Rapert.....	2021-22

**SOCON ALL-FRESHMAN TEAM**

Jenny Nett.....	1997-98
Natalie Walsh.....	2000-01
Nakia Mister.....	2002-03
Mahagony Williams.....	2007-08
Chloe Wanink.....	2015-16 (Media)
Jamari McDavid.....	2017-18
Da'Ja Green.....	2017-18
Niyah Lutz.....	2018-19 (Coaches)
Jackie Carman.....	2018-19 (Media)
Lilly Hatton.....	2019-20 (Coaches and Media)
Reagan Rapert.....	2021-22 (Coaches and Media)

**SOUTHERN CONFERENCE PLAYER OF THE WEEK**

Jenny Nett.....	12/15/1998
Jenny Nett.....	12/2/2001
Jenny Nett.....	12/16/2001
Jenny Nett.....	2/19/2002
Ricaye Harris.....	2/25/2003
Jenny Weurding.....	2/20/2007
Kelsi Koenig.....	11/27/2007
Chloe Wanink.....	12/20/2016
Chloe Wanink.....	11/13/2018
Jackie Carman.....	11/27/2018
Chloe Wanink.....	1/15/2019
Chloe Wanink.....	2/19/2019
Da'Ja Green.....	2/26/2019
Jackie Carman.....	12/14/2021
Jackie Carman.....	2/15/2022

**SOUTHERN CONFERENCE STUDENT-ATHLETE OF THE WEEK**

Mary Jo Yee.....	1/12/2005
Kelsi Koenig.....	11/30/2005
Alexis Tomlin.....	12/1/2021
Alexis Tomlin.....	1/12/2022
Alexis Tomlin.....	3/9/2022

**ANN LASHLEY INSPIRATION AWARD**

Jamari McDavid.....	2021
---------------------	------

**WOFFORD ATHLETIC HALL OF FAME**



**MEG HUNT**  
1980-84  
Class of 1991



**TORI QUICK**  
1983-87  
Class of 1993



**JUDY NWAJIAKU**  
1986-90  
Class of 1995



**LIBBY CORRY**  
1991-95  
Class of 2000



**BRENDA JACKSON**  
1990-94  
Class of 2005



**JENNY NETT**  
1997-02  
Class of 2007



## POINTS

1.	1,896	Jenny Nett	1997-02
2.	1,789	Chloe Wanink	2015-20
3.	1,571	Tori Quick	1983-87
4.	1,537	Brenda Jackson	1990-94
5.	1,530	Libby Corry	1991-95
6.	1,516	Cindy Vinyard	1990-94
	1,516	Meg Hunt	1980-84
8.	1,396	Judy Nwajiaku	1986-90
9.	1,195	Mahogany Williams	2007-11
10.	1,167	Ricaye Harris	2001-05
11.	1,099	Jordan Frazier	2012-16
12.	1,075	Teri Snelling	1981-85
13.	1,038	Da'Ja Green	2017-20
14.	1,026	Jamari McDavid	2017-21
15.	1,022	Catherine Rader	1991-95

## SCORING AVERAGE (MINIMUM 50 GAMES)

1.	17.2	Jenny Nett	1997-02
2.	16.1	Meg Hunt	1980-84
3.	16.0	Judy Nwajiaku	1986-90
4.	15.9	Tori Quick	1983-87
5.	15.5	Libby Corry	1991-95
6.	14.8	Brenda Jackson	1990-94
7.	14.8	Chloe Wanink	2015-20
8.	14.4	Cindy Vinyard	1990-94
9.	12.9	Morgan Wrightson	2011-13
10.	11.7	Amy Harrison	1980-84
11.	11.6	Jackie Carman	2018-Present

## FIELD GOALS MADE

1.	676	Jenny Nett	1997-02
2.	673	Chloe Wanink	2015-20
3.	649	Tori Quick	1983-87
4.	614	Meg Hunt	1980-84
5.	612	Brenda Jackson	1990-94
6.	549	Judy Nwajiaku	1986-90
	549	Cindy Vinyard	1990-94
8.	537	Libby Corry	1991-95
9.	502	Mahogany Williams	2007-11
10.	458	Catherine Rader	1991-95



**JENNY NETT IS WOFFORD ALL-TIME LEADER WITH 1,896 POINTS AND SCORING AVERAGE AT 17.2 POINTS PER GAME.**

## 1,000 CAREER POINTS MILESTONES



**JENNY NETT**  
1997-2002  
1,896 Points



**CHLOE WANINK**  
2015-2020  
1,789 Points



**TORI QUICK**  
1983-1987  
1,571 Points



**BRENDA JACKSON**  
1990-94  
1,537 Points



**LIBBY CORRY**  
1991-95  
1,530 Points



**MEG HUNT**  
1980-84  
1,516 Points



**CINDY VINYARD**  
1990-94  
1,516 Points



**JUDY NWAJIAKU**  
1986-90  
1,396 Points



**MAHOGONY WILLIAMS**  
2007-11  
1,195 Points



**RICAYE HARRIS**  
2001-05  
1,167 Points



**JORDAN FRAZIER**  
2012-16  
1,099 Points



**TERI SNELLING**  
1981-85  
1,075 Points



**DA'JA GREEN**  
2017-20  
1,038 Points



**JAMARI McDAVID**  
2017-21  
1,026 Points



**CATHERINE RADER**  
1991-95  
1,022 Points



**NANCY DUBISSON**  
1998-02  
1,011 Points

## FIELD GOALS ATTEMPTED

1.	1,583	Jenny Nett	1997-02
2.	1,471	Chloe Wanink	2015-20
3.	1,410	Meg Hunt	1980-84
4.	1,353	Tori Quick	1983-87
5.	1,245	Cindy Vinyard	1990-94
6.	1,174	Brenda Jackson	1990-94
7.	1,092	Libby Corry	1991-95
8.	1,059	Ricaye Harris	2001-05
9.	1,048	Teri Snelling	1981-85
10.	1,042	Judy Nwajiaku	1986-90

## FIELD GOAL PERCENTAGE (MINIMUM 100 MADE)

1.	.641	Cathy Franks	1997-02
2.	.552	Brenda Walker	1988-90
3.	.528	Lucy Hines	1997-01
4.	.527	Judy Nwajiaku	1986-90
5.	.521	Brenda Jackson	1990-94
6.	.512	Mahogany Williams	2007-11
7.	.500	Pheobe Clark	1998-02
8.	.493	Nakita Massey	1995-99
9.	.492	Libby Corry	1991-95
10.	.490	Angie Vickers	1985-87

## 3-POINT FIELD GOALS MADE


1.	235	Chloe Wanink	2015-20
2.	169	Ricaye Harris	2001-05
3.	160	Mary Jo Yee	2003-07
4.	140	Jackie Carman	2018-Present
5.	139	Maria Corella	2013-16
6.	122	Rachel Brittenham	2009-13
7.	119	Natalie Walsh	2000-02
8.	114	Maddie Helms	2007-11
		Jordan Frazier	2012-16
10.	113	Liz Miller	2005-09

## 3-POINT FIELD GOALS ATTEMPTED

1.	563	Chloe Wanink	2015-20
2.	558	Ricaye Harris	2001-05
3.	462	Mary Jo Yee	2003-07
4.	454	Jackie Carman	2018-Present
5.	427	Maria Corella	2013-16
6.	416	Jordan Frazier	2012-16
7.	413	Liz Miller	2005-09
8.	367	Rachel Brittenham	2009-13
9.	349	Natalie Walsh	2000-02
10.	337	Maddie Helms	2007-11







**MEG HUNT WAS WOFFORD'S FIRST 1,000 POINT SCORER AND FINISHED WITH 1,516 CAREER POINTS.**

**3-POINT FG PERCENTAGE (MINIMUM 50 MADE)**

1.	.417	Chloe Wanink	2015-20
2.	.415	Jenn Stasie	1999-03
3.	.387	Stephanie Ripberger	2001-05
4.	.349	Da'Ja Green	2017-20
5.	.346	Mary Jo Yee	2003-07
6.	.341	Natalie Walsh	2000-02
7.	.338	Maddie Helms	2007-11
8.	.335	Carrie Colwell	1999-00
9.	.333	Jenny Nett	1997-02
10.	.332	Rachel Brittenham	2009-13

**FREE THROWS MADE**

1.	438	Jenny Nett	1997-02
2.	420	Libby Corry	1991-95
3.	404	Cindy Vinyard	1990-94
4.	313	Brenda Jackson	1990-94
5.	306	Jordan Frazier	2012-16
6.	298	Judy Nwajiaku	1986-90
7.	290	Nancy Dubuisson	1998-02
8.	288	Meg Hunt	1980-84
9.	282	Liz Miller	2005-09
10.	273	Tori Quick	1983-87

**FREE THROWS ATTEMPTED**

1.	639	Libby Corry	1991-95
2.	558	Jenny Nett	1997-02
3.	532	Cindy Vinyard	1990-94
4.	513	Liz Miller	2005-09
5.	458	Brenda Jackson	1990-94
6.	451	Nancy Dubuisson	1998-02
7.	446	Judy Nwajiaku	1986-90
8.	426	Meg Hunt	1980-84
9.	413	Teri Snelling	1981-85
10.	399	Jordan Frazier	2012-16

**FREE THROW PERCENTAGE (MINIMUM 100 MADE)**

1.	.823	Chloe Wanink	2015-20
2.	.822	Laura Martiun	1988-89
3.	.810	Natalie Walsh	2000-02
4.	.785	Jenny Nett	1997-02
5.	.778	Mary Vickers	1985-89
6.	.767	Jordan Frazier	2012-16
7.	.759	Cindy Vinyard	1990-94

8.	.745	Natalie Gramblin	2006-10
9.	.740	Logan Morris	2010-14
10.	.738	Mary Jo Yee	2003-07

**REBOUNDS**

1.	1,076	Brenda Jackson	1990-94
2.	904	Mahogany Williams	2007-11
3.	887	Meg Hunt	1980-84
4.	849	Teri Snelling	1981-85
5.	728	Judy Nwajiaku	1986-90
6.	720	Daniella Motley	2009-13
7.	684	Ashton Fleming	2012-16
8.	676	Nancy Dubuisson	1998-02
	676	Cindy Vinyard	1990-94
10.	665	Mary Vickers	1985-89

**DEFENSIVE REBOUNDS**

1.	690	Meg Hunt	1980-84
2.	635	Brenda Jackson	1990-94
3.	599	Mahogany Williams	2007-11
4.	478	Daniella Motley	2009-13
5.	450	Judy Nwajiaku	1986-90
6.	444	Jenny Nett	1997-02
7.	439	Ashton Fleming	2012-16
8.	415	Mary Vickers	1985-89
9.	403	Cindy Vinyard	1990-94
10.	392	Nancy Dubuisson	1998-02

**OFFENSIVE REBOUNDS**

1.	441	Brenda Jackson	1990-94
2.	305	Mahogany Williams	2007-11
3.	284	Nancy Dubuisson	1998-02
4.	278	Judy Nwajiaku	1986-90
5.	273	Cindy Vinyard	1990-94
6.	268	Jamari McDavid	2017-21
7.	250	Mary Vickers	1985-89
8.	248	Cathey Franks	1997-02
9.	245	Ashton Fleming	2012-16
10.	242	Daniella Motley	2009-13

**ASSISTS**

1.	477	Rachel Brittenham	2009-13
2.	449	Libby Corry	1991-95
3.	434	Da'Ja Green	2017-20
4.	387	Jessica Ridgill	1998-02
5.	368	Liz Miller	2005-09
6.	347	Cairo Booker	2016-20
7.	311	Meredith Denton	1996-00
8.	293	Melissa Shook	1987-91
9.	265	Ricaye Harris	2001-05
10.	236	K.C. Correll	2003-07

**ASSISTS AVERAGE (MINIMUM 50 GAMES)**

1.	4.8	Da'Ja Green	2017-20
2.	4.5	Libby Corry	1991-95
3.	4.0	Rachel Brittenham	2009-13
4.	3.4	Jessica Ridgill	1998-02
5.	3.3	Franky Norris	1985-87
6.	3.2	Cairo Booker	2016-20
	3.2	Liz Miller	2005-09
8.	3.0	Meredith Denton	1996-00
9.	2.9	Melissa Shook	1987-91
	2.9	Natalie Walsh	2000-02

**BLOCKED SHOTS**

1.	253	Jenny Weurding	2003-07
----	-----	----------------	---------

2.	235	Mahogany Williams	2007-11
3.	169	Lucy Hines	1997-01
4.	140	Kelly Dwyer	2006-10
5.	130	Catherine Rader	1991-95
6.	123	Daniella Motley	2009-13
7.	121	Anita Cooper	1993-97
8.	101	Pheobe Clark	1998-02
<b>9.</b>	<b>99</b>	<b>Lilly Hatton</b>	<b>2019-Present</b>
10.	95	Elizabeth Wells	1995-99

**STEALS**

1.	315	Liz Miller	2005-09
2.	283	Libby Corry	1991-95
3.	281	Jordan Frazier	2012-16
4.	237	Kelly Dwyer	2006-10
	237	Brenda Jackson	1990-94
6.	229	Rachel Brittenham	2009-13
7.	228	Meg Hunt	1980-84
8.	217	Tori Quick	1983-87
9.	199	Ricaye Harris	2001-05
10.	197	Nakia Mister	2002-06

**GAMES PLAYED**

1.	121	Chloe Wanink	2015-20
2.	119	Mariah Masalin	2009-13
	119	Mahogany Williams	2007-11
4.	118	Rachel Brittenham	2009-13
	118	Marissa Bayer	2015-19
6.	117	Laura Depko	2005-09
	117	Ashton Fleming	2012-16
8.	116	Kathlyn Varno	2006-10
9.	115	Kate Dempsey	2005-09
	115	Niyah Lutz	2018-22
10.	114	Daniella Motley	2009-13
	114	April Moorhouse	2008-12
	114	Liz Miller	2005-09
	114	Chanel Stokes	2012-16

**GAMES STARTED**

1.	106	Rachel Brittenham	2009-13
2.	104	Jenny Nett	1997-02
3.	103	Teri Snelling	1981-85
4.	102	Brenda Jackson	1990-94
	102	Cindy Vinyard	1990-94
6.	101	Liz Miller	2005-09
7.	99	Tori Quick	1983-87
	99	K.C. Correll	2003-07
9.	97	Mahogany Williams	2007-11
	97	Chloe Wanink	2015-20

**MINUTES**

1.	3,595	Chloe Wanink	2015-20
2.	3,435	Rachel Brittenham	2009-13
3.	3,204	Jenny Nett	1997-02
4.	3,187	Ricaye Harris	2001-05
5.	3,160	Da'Ja Green	2017-20
6.	3,155	Liz Miller	2005-09
7.	3,104	Cairo Booker	2016-20
8.	3,003	Chanel Stokes	2012-16
9.	2,994	Logan Morris	2010-14
10.	2,879	Nancy Dubuisson	1998-02



# RECORDS - INDIVIDUAL/SEASON

## POINTS

1.	613	Jenny Nett	2001-02
2.	596	Judy Nwajiaku	1989-90
3.	582	Chloe Wanink	2018-19
4.	549	Libby Corry	1994-95
5.	484	Chloe Wanink	2016-17
6.	459	Jenny Nett	1998-99
7.	456	Meg Hunt	1981-82
8.	442	Jenny Nett	2000-01
	442	Brenda Jackson	1993-94
10.	438	Tina Durtonis	1984-85

## SCORING AVERAGE (MINIMUM 20 GAMES)

1.	22.9	Libby Corry	1994-95
2.	22.1	Judy Nwajiaku	1989-90
3.	21.1	Jenny Nett	2001-02
4.	20.8	Meg Hunt	1980-81
5.	18.8	Chloe Wanink	2018-19
6.	17.5	Tina Durtonis	1984-85
7.	17.4	Tori Quick	1984-85
8.	17.0	Jenny Nett	1998-99
9.	16.9	Meg Hunt	1981-82
10.	16.8	Judy Nwajiaku	1988-89

## FIELD GOALS MADE

1.	231	Judy Nwajiaku	1989-90
2.	224	Chloe Wanink	2018-19
3.	213	Jenny Nett	2001-02
4.	205	Libby Corry	1994-95
5.	197	Tina Durtonis	1984-85
6.	190	Meg Hunt	1980-81
7.	183	Tori Quick	1984-85
8.	180	Chloe Wanink	2016-17
9.	179	Brenda Jackson	1993-94
10.	178	Meg Hunt	1981-82

## FIELD GOALS ATTEMPTED

1.	494	Jenny Nett	2001-02
2.	491	Chloe Wanink	2018-19
3.	429	Chloe Wanink	2016-17
4.	421	Judy Nwajiaku	1989-90
5.	414	Tina Durtonis	1984-85
6.	411	Meg Hunt	1981-82
7.	395	Libby Corry	1994-95
	395	Jenny Nett	2000-01
9.	393	Meg Hunt	1980-81
10.	378	Daniella Motley	2012-13

## FIELD GOAL PERCENTAGE (MINIMUM 150 MADE)

1.	.549	Judy Nwajiaku	1989-90
2.	.533	Judy Nwajiaku	1988-89
3.	.529	Tori Quick	1984-85
4.	.526	Brenda Jackson	1992-93
5.	.523	Brenda Jackson	1993-94
6.	.519	Libby Corry	1994-95
7.	.510	Brenda Jackson	1990-91
8.	.483	Meg Hunt	1980-81
9.	.476	Tina Durtonis	1984-85
10.	.470	Tori Quick	1986-87

## 3-POINT FIELD GOALS MADE

1.	73	Chloe Wanink	2019-20
2.	70	Natalie Walsh	2001-02
	70	Chloe Wanink	2018-19
4.	69	Mary Jo Yee	2005-06
5.	67	Carrie Colwell	1999-00
6.	62	Jackie Carman	2021-22

7.	61	Chloe Wanink	2016-17
8.	54	Jenn Stasie	2002-03
9.	53	Ricaye Harris	2003-04
	53	Ricaye Harris	2002-03
	53	Maria Corella	2016-17

## 3-POINT FIELD GOALS ATTEMPTED

1.	200	Carrie Colwell	1999-00
2.	194	Mary Jo Yee	2005-06
3.	191	Natalie Walsh	2001-02
4.	185	Jackie Carman	2021-22
5.	179	Ricaye Harris	2003-04
6.	177	Chloe Wanink	2018-19
7.	167	Maria Corella	2016-17
8.	164	Da'Ja Green	2019-20
9.	158	Natalie Walsh	2000-01
10.	155	Chloe Wanink	2016-17

## 3-POINT FG PERCENTAGE (MINIMUM 40 MADE)

1.	.474	Chloe Wanink	2019-20
2.	.422	Jenn Stasie	2002-03
3.	.416	Niyah Lutz	2021-22
4.	.395	Chloe Wanink	2018-19
5.	.394	Chloe Wanink	2016-17
6.	.392	Maddie Helms	2008-09
7.	.366	Natalie Walsh	2001-02
8.	.357	Jackie Carman	2018-19
9.	.356	Liz Miller	2006-07
	.356	Mary Jo Yee	2005-06
11.	.354	Maria Corella	2014-15
	.354	Da'Ja Green	2019-20

## FREE THROWS MADE

1.	136	Jenny Nett	2001-02
2.	134	Judy Nwajiaku	1989-90
3.	129	Cindy Vinyard	1993-94
4.	119	Libby Corry	1994-95
5.	118	Cindy Vinyard	1992-93
6.	117	Libby Corry	1993-94
7.	110	Jordan Frazier	2013-14
8.	109	Liz Miller	2007-08
9.	108	Morgan Wrightson	2011-12
	108	Jenny Nett	1998-99

## FREE THROWS ATTEMPTED

1.	196	Libby Corry	1994-95
2.	190	Liz Miller	2007-08
3.	185	Judy Nwajiaku	1989-90
4.	174	Cindy Vinyard	1993-94
5.	165	Jenny Nett	2001-02
	165	Libby Corry	1993-94
7.	160	Cindy Vinyard	1992-93
8.	156	Morgan Wrightson	2011-12
9.	154	Nancy Dubuisson	1999-00
10.	152	Libby Corry	1992-93

## FREE THROW PERCENTAGE (MINIMUM 100 MADE)

1.	.824	Jenny Nett	2001-02
2.	.822	Laura Martin	1988-89
3.	.806	Jenny Nett	1998-99
4.	.797	Jordan Frazier	2013-14
5.	.757	Natalie Gramblin	2009-10
6.	.746	Ricaye Harris	2002-03
7.	.746	Meg Hunt	1981-82
8.	.741	Cindy Vinyard	1993-94
9.	.738	Cindy Vinyard	1992-93
10.	.734	Da'Ja Green	2017-18

## CONSECUTIVE DOUBLE-DIGIT SCORING GAMES

1.	14	Chloe Wanink	2018-19
2.	13	Jenny Nett	2000-01 & 2001-02 (2 seasons)
	13	Jordan Frazier	2013-14 & 2014-15 (2 seasons)
4.	12	Jenny Nett	2001-02
5.	11	Presley Compton	1995-96
	11	Ricaye Harris	2002-03
7.	9	Jenny Nett	1998-99
	9	Jordan Frazier	2012-13
9.	8	Jenny Nett	1997-98
	8	Cathy Franks	1999-2000
	8	Jenny Nett	2000-01
	8	Liz Miller	2007-08
	8	April Moorhouse	2010-11
	8	Kentra Washington	2016-17

## REBOUNDS

1.	297	Meg Hunt	1981-82
	297	Brenda Jackson	1992-93
3.	291	Brenda Jackson	1993-94



CHLOE WANINK HOLDS THE RECORD FOR MOST CONSECUTIVE DOUBLE-DIGIT SCORING GAMES, WHILE ALSO HAVING THE MOST THREES MADE IN A SEASON (73) DURING THE 2019-20 SEASON.



4.	267	Daniella Motley	2012-13
5.	266	Mahagony Williams	2010-11
6.	264	Brenda Jackson	1991-92
7.	254	Judy Nwajiaku	1989-90
8.	251	Mary Vickers	1987-88
9.	245	Daniella Motley	2011-12
10.	244	Judy Nwajiaku	1988-89

**DEFENSIVE REBOUNDS**

1.	185	Daniella Motley	2012-13
2.	173	Mahagony Williams	2010-11
3.	171	Brenda Jackson	1993-94
4.	170	Brenda Jackson	1992-93
5.	168	Daniella Motley	2011-12
6.	166	Brenda Jackson	1991-92
7.	164	Grayson Pinholster	2016-17
8.	162	Jenny Nett	2000-01
	162	Mary Vickers	1987-88
10.	155	Mahagony Williams	2009-10

**OFFENSIVE REBOUNDS**

1.	127	Brenda Jackson	1992-93
2.	120	Brenda Jackson	1993-94
3.	102	Judy Nwajiaku	1989-90
4.	98	Brenda Jackson	1991-92
	98	Elizabeth Wells	1995-96
6.	96	Brenda Jackson	1990-91
7.	93	Mahagony Williams	2010-11
8.	90	Judy Nwajiaku	1988-89
9.	89	Mary Vickers	1987-88
10.	86	Brenda Walter	1989-90

**ASSISTS**

1.	162	Da'Ja Green	2018-19
2.	161	Rachel Brittenham	2011-12
3.	160	Rachel Brittenham	2010-11
4.	148	Libby Corry	1993-94
5.	142	Da'Ja Green	2019-20
6.	131	Da'Ja Green	2017-18
7.	130	Kim Link	1988-89
	130	Melissa Shook	1987-88
9.	121	Sarah Traynor	2016-17
10.	117	Jessica Ridgill	1999-00

**BLOCKED SHOTS**

1.	81	Jenny Weurding	2006-07
2.	65	Mahagony Williams	2007-08
3.	62	Jenny Weurding	2003-04
	62	Mahagony Williams	2008-09
5.	60	Jenny Weurding	2005-06
6.	59	Pheobe Clark	2001-02
	59	Mahagony Williams	2010-11
8.	53	Daniella Motley	2011-12
9.	50	Anita Cooper	1995-96
	50	Jenny Weurding	2004-05

**STEALS**

1.	97	Liz Miller	2007-08
2.	90	Libby Corry	1993-94
3.	84	Jordan Frazier	2013-14
4.	82	Libby Corry	1994-95
	82	Liz Miller	2006-07
6.	81	Karen Weishuhn	1980-81
7.	76	Kelly Dwyer	2009-10
8.	75	Rachel Brittenham	2010-11
	75	Brenda Jackson	1993-94
10.	74	Franky Norris	1986-87

74	Liz Miller	2005-06
74	Meg Hunt	1980-81
74	Jordan Frazier	2014-15

**GAMES PLAYED**

1.	31	Lilly Hatton	2021-22
	31	Niyah Lutz	2021-22
	31	Reagan Rapert	2021-22
	31	Alexis Tomlin	2021-22
	31	Annabelle Schultz	2021-22
	31	Chloe Wanink	2018-19
	31	Niyah Lutz	2018-19
	31	MaryMartha Turner	2018-19
	31	Jamari McDavid	2018-19
	31	Da'Ja Green	2018-19
	31	Michelle Merritt	2011-12
	31	Rachel Brittenham	2011-12
	31	Erin Frost	2011-12
	31	Laura Depko	2007-08
	31	Lauren Kirby	2011-12
	31	Mariah Masalin	2011-12
	31	Liz Miller	2007-08
	31	Mahagony Williams	2007-08
	31	Kathlyn Varno	2007-08
	31	Morgan Wrightson	2011-12
	31	Daniella Motley	2011-12
	31	Logan Morris	2011-12
	31	April Moorhouse	2011-12
	31	Maddie Helms	2007-08

**GAMES STARTED**

1.	31	Lilly Hatton	2021-22
	31	Niyah Lutz	2021-22
	31	Alexis Tomlin	2021-22
	31	Chloe Wanink	2018-19
	31	Jamari McDavid	2018-19
	31	Da'Ja Green	2018-19
	31	Rachel Brittenham	2011-12
	31	Liz Miller	2007-08
	31	Daniella Motley	2011-12
	31	April Moorhouse	2011-12
11.	30	Marissa Bayer	2018-19

30	Mahagony Williams	2010-11
30	Morgan Wrightson	2011-12
30	Rachel Brittenham	2010-11
30	Chanel Stokes	2014-15
30	Chloe Wanink	2016-17
30	Maria Corella	2016-17
30	Grayson Pinholster	2016-17
30	Da'Ja Green	2017-18
30	Cairo Booker	2017-18
30	Marissa Bayer	2017-18
30	Da'Ja Green	2019-20
30	Cairo Booker	2019-20

**MINUTES**

1.	1,087	Da'Ja Green	2017-18
2.	1,052	Da'Ja Green	2018-19
3.	1,043	Chloe Wanink	2016-17
4.	1,028	Cairo Booker	2017-18
5.	1,025	Chloe Wanink	2018-19
6.	1,021	Da'Ja Green	2019-20
7.	1,011	Liz Miller	2007-08
8.	1,010	Rachel Brittenham	2011-12
9.	985	Chanel Stokes	2014-15
10.	984	Ricaye Harris	2002-03



**DA'JA GREEN HOLDS THE SINGLE-SEASON RECORD FOR ASSISTS, RECORDING 162 IN THE 2018-19 SEASON.**

## POINTS SCORED

1.	40	Chloe Wanink	Western Carolina	1/10/19
2.	39	Chloe Wanink	Erskine	12/17/19
3.	38	Jenny Nett	at Western Carolina	12/30/01
4.	37	Jenny Nett	Appalachian State	2/16/01
5.	35	Chloe Wanink	at Clemson	11/8/18
	35	Da'Ja Green	Samford	2/1/18
7.	34	Jenny Nett	College of Charleston	12/1/01
	34	Da'Ja Green	at Western Carolina	2/8/18
9.	33	Jenny Nett	at Davidson	1/12/02
10.	31	Chloe Wanink	Brevard	12/19/18
	31	Chloe Wanink	at N.C. Central	11/21/2017
	31	Jenny Nett	East Tennessee State	1/5/98
13.	30	Chloe Wanink	at Georgia Southern	11/6/18
	30	Jenny Nett	at Western Carolina	1/12/98

## FIELD GOALS MADE

1.	17	Chloe Wanink	Western Carolina	1/10/19
2.	15	Chloe Wanink	at Clemson	11/8/18
	14	Da'Ja Green	Samford	2/1/18
	14	Chloe Wanink	Erskine	12/17/19
5.	13	Chloe Wanink	Brevard	12/19/18
6.	12	Brie Bradshaw	UNC Asheville	1/10/04
	12	Chloe Wanink	at Georgia Southern	11/6/18
	12	Jenny Nett	Appalachian State	2/16/01
	12	Jenny Nett	at Western Carolina	12/30/01
10.	12	Da'Ja Green	Western Carolina	2/8/18
11.	11	<b>Lilly Hatton</b>	<b>at Mercer</b>	<b>2/21/21</b>
	11	April Moorhouse	North Carolina A&T	12/22/11
	11	Daniella Motley	at Georgia Southern	1/20/13
	11	Daniella Motley	at College of Charleston	2/25/13
	11	Marissa Bayer	at Winthrop	12/9/17
	11	Jenny Nett	at Davidson	1/12/02
	11	Jenny Nett	at Furman University	2/9/02
	11	Jenny Nett	College of Charleston	2/3/01
	11	Jenny Nett	at Furman University	2/9/02
	11	Jenny Nett	at Chattanooga	2/18/02
	11	Jenny Nett	College of Charleston	12/1/01
	11	Jenny Nett	at Morehead State	12/18/97

## FIELD GOALS ATTEMPTED

1.	27	Jordan Frazier	at Radford	12/15/14
2.	26	Jenny Nett	vs. Chattanooga	3/2/02
3.	25	Chloe Wanink	vs. Western Carolina	1/10/19
4.	24	Presley Compton	at Campbell	2/5/96
	24	Jenny Nett	at Chattanooga	2/18/02
	24	Cairo Booker	at Gardner-Webb	12/5/17
	24	Marissa Bayer	at Winthrop	12/9/17
8.	23	Chloe Wanink	at Clemson	11/8/18
	23	Chloe Wanink	vs. College of Charleston	11/18/18
	23	Jenny Nett	at UNC Greensboro	1/5/02
	23	Logan Morris	at Western Carolina	2/3/14
	23	Jordan Frazier	at North Florida	12/20/14

## FIELD GOAL PERCENTAGE (8 MADE)

1.	1.000	Mahogany Williams	Appalachian State	2/25/08
2.	.900	Chloe Wanink	Warren Wilson	12/4/18
3.	.889	Ricaye Harris	Chattanooga	2/24/03
	.889	Nakia Mister	at ETSU	3/1/03
	.889	Marissa Bayer	vs. Furman	1/27/18
	.889	Chloe Wanink	vs. UNC Asheville	11/30/17
	.889	Jamari McDavid	Bob Jones	12/7/19
8.	.867	Chloe Wanink	Brevard	12/19/18
9.	.833	Jamari McDavid	Brevard	1/15/18
	.833	Lauren Kirby	at Georgia Southern	12/16/13

## 3-POINT FIELD GOALS MADE

1.	8	<b>Jackie Carman</b>	<b>at UNCG</b>	<b>2/3/22</b>
	8	Chloe Wanink	at Auburn	11/6/19
3.	7	<b>Jackie Carman</b>	<b>at Longwood</b>	<b>12/8/18</b>
	7	Natalie Walsh	at Davidson	1/12/02
	7	Chloe Wanink	Erskine	12/17/19
6.	6	Chloe Wanink	Warren Wilson	12/4/18
	6	Brie Bradshaw	at Furman	2/3/04
	6	Ricaye Harris	at Elon	1/3/04
	6	Maddie Helms	Davidson	1/31/09
	6	Maddie Helms	Norfolk State	11/18/09
	6	Chloe Wanink	at Furman	2/11/17
	6	Chloe Wanink	at North Florida	12/30/16
	6	Chloe Wanink	at Chattanooga	1/16/20
14.	5	Kristin Bradley	Chattanooga	1/25/10
	5	Rachel Brittenham	Georgia Southern	12/1/10
	5	Rachel Brittenham	Davidson	1/9/12
	5	Chloe Wanink	at Georgia Southern	11/6/18
	5	Chloe Wanink	Southern Wesleyan	11/16/17
	5	Chloe Wanink	at Longwood	12/8/18
	5	Chloe Wanink	Brevard	12/19/18
	5	Chloe Wanink	at UNCG	2/1/17
	5	Da'Ja Green	at ETSU	1/19/19
	5	Ricaye Harris	Davidson	3/5/03
	5	Ricaye Harris	at Davidson	12/6/03
	5	Maddie Helms	at Chattanooga	1/2/11
	5	<b>Jackie Carman</b>	<b>Southern Wesleyan</b>	<b>1/3/19</b>
	5	Chloe Wanink	Western Carolina	1/23/20
	5	Chloe Wanink	at Samford	2/8/20
	5	Da'Ja Green	at Auburn	11/6/19
	5	Da'Ja Green	at Furman	2/29/20
	5	Niyah Lutz	ETSU	1/14/21
	5	<b>Jackie Carman</b>	<b>Chattanooga</b>	<b>2/4/21</b>
	5	<b>Jackie Carman</b>	<b>Furman</b>	<b>2/12/22</b>
	5	<b>Annabelle Schultz</b>	<b>ETSU</b>	<b>1/29/22</b>
	5	<b>Annabelle Schultz</b>	<b>Erskine</b>	<b>1/1/22</b>
	5	<b>Jackie Carman</b>	<b>at App State</b>	<b>12/12/21</b>
	5	Niyah Lutz	at Furman	1/13/22

## 3-POINT FIELD GOALS ATTEMPTED

1.	17	Chloe Wanink	at Auburn	11/6/19
2.	14	<b>Jackie Carman</b>	<b>at Longwood</b>	<b>12/8/18</b>
	14	<b>Jackie Carman</b>	<b>Furman</b>	<b>2/12/22</b>
4.	13	Carrie Colwell	Chattanooga	1/29/00
	13	<b>Jackie Carman</b>	<b>Southern Wesleyan</b>	<b>1/3/19</b>
	13	Natalie Walsh	UNC Greensboro	2/5/02
	13	Chloe Wanink	at Furman	2/11/17
	13	Chloe Wanink	Erskine	12/17/19
	13	<b>Jackie Carman</b>	<b>Chattanooga</b>	<b>2/4/21</b>
10.	12	Carrie Colwell	UNC Greensboro	2/5/02
	12	Ricaye Harris	at East Tennessee State	3/1/03
	12	Ricaye Harris	UNC Asheville	1/10/04
	12	<b>Jackie Carman</b>	<b>Warren Wilson</b>	<b>12/4/18</b>
	12	Mary Jo Yee	at Pacific	12/18/05
	12	Jordan Frazier	at Radford	12/15/14
	12	Jordan Frazier	at North Florida	12/20/14

## 3-POINT FG PERCENTAGE (5 MADE)

1.	1.000	Chloe Wanink	vs. Southern Wesleyan	11/16/17
2.	.857	Chloe Wanink	vs. Warren Wilson	12/4/18
	.857	Maddie Helms	Davidson	1/31/09
4.	.833	Kristin Bradley	Chattanooga	1/25/10
	.833	Rachel Brittenham	Davidson	1/9/12
	.833	Chloe Wanink	Western Carolina	1/23/20
	.833	Chloe Wanink	at Samford	2/8/20
8.	.750	Ricaye Harris	at Elon	1/3/04





9.	.727	<b>Jackie Carman</b>	<b>at UNCG</b>	<b>2/3/22</b>
10.	.714	Niyah Lutz	ETSU	1/14/21
	<b>.714</b>	<b>Jackie Carman</b>	<b>at App State</b>	<b>12/12/21</b>
	.714	Rachel Brittenham	Georgia Southern	12/1/10
	.714	Maddie Helms	at Chattanooga	1/2/11
	.714	Liz Miller	Winthrop	12/1/06
	.714	Jennifer Weurding	Appalachian State	2/12/07
	.714	Da'Ja Green	at Furman	2/29/20

**FREE THROWS MADE**

1.	15	Jenny Nett	at Appalachian State	1/15/02
2.	13	Kelsi Koenig	at North Carolina A&T	11/20/06
	13	Jordan Frazier	at Appalachian State	2/1/14
4.	12	Da'Ja Green	vs. N.C. Central	11/21/17
	12	Meredith Denton	at Eastern Kentucky	11/20/99
	12	Kelsi Koenig	at Appalachian State	1/28/08
7.	11	Chanel Stokes	at Georgia Southern	12/16/13
	11	Jordan Frazier	at Gardner-Webb	12/14/13
	11	Chris Baker	at Charleston Southern	1/6/96
	11	Brie Bradshaw	vs Chicago State	12/7/02
	11	Rachel Brittenham	Western Carolina	2/21/11
	11	Nancy Dubuisson	Western Carolina	1/8/99
	11	Natalie Gramblin	at Georgetown	11/28/09
	11	Jenny Nett	Eastern Kentucky	12/13/98

**FREE THROWS ATTEMPTED**

1.	16	Jenny Nett	at Western Carolina	12/30/01
2.	15	Kelsi Koenig	at Appalachian State	1/28/08
	15	Jenny Nett	at Appalachian State	1/15/02
4.	14	Da'Ja Green	vs. N.C. Central	11/21/17
	14	Ricaye Harris	at College of Charleston	12/30/02
	14	Kelsi Koenig	at North Carolina A&T	11/20/06
	14	Jordan Frazier	at Appalachian State	2/1/14
8.	13	Jordan Frazier	at Gardner-Webb	12/14/13
	13	Erica Brown	UNC Greensboro	1/17/98
	13	Meredith Denton	at Eastern Kentucky	11/20/99
	13	Natalie Gramblin	Davidson	2/23/08
	13	Natalie Gramblin	at Wake Forest	12/19/09
	13	Liz Miller	Furman	1/5/08

**FREE THROW PERCENTAGE (10 MADE)**

1.	1.000	Jenny Nett (15-15)	at Appalachian State	1/15/02
	1.000	Morgan Wrightson (12-12)	vs. Maine	11/10/12
	1.000	Kelsi Koenig (10-10)	at Wake Forest	11/22/06
4.	.929	Kelsi Koenig (13-14)	at North Carolina A&T	11/20/06
5.	.917	Brie Bradshaw (11-12)	vs. Chicago State	12/7/02
	.917	Natalie Gramblin (11-12)	at Georgetown	11/28/09
	.917	Rachel Brittenham (11-12)	Western Carolina	2/21/11
8.	.909	Morgan Wrightson (10-11)	at Furman	1/23/12
9.	.800	Kelsi Koenig (12-15)	at Appalachian State	1/28/08
10.	.786	Chanel Stokes (11-14)	at Alabama	12/17/12

**REBOUNDS**

1.	19	Mahagony Williams	at Chattanooga	3/5/11
2.	18	Elizabeth Wells	at Navy	1/13/97
3.	17	Mahagony Williams	Davidson	2/23/08
4.	16	Cathey Franks	Furman	1/18/00
5.	15	Jamie Grob	Warren Wilson	12/4/18
	15	MaryMartha Turner	Warren Wilson	12/4/18
	15	Daniella Motley	Davidson	1/9/12
	15	Becky Sasso	Limestone	11/26/02
	15	Elizabeth Wells	Morehead State	11/30/96
	15	Mahagony Williams	Elon	1/16/11
	15	Mahagony Williams	Georgia Southern	2/23/09
	15	Mahagony Williams	Norfolk State	11/18/09
	15	Ashton Fleming	at UNCG	2/23/15

15	Grayson Pinholster	Mercer	2/16/17
----	--------------------	--------	---------

**ASSISTS**

1.	15	Rachel Brittenham	North Carolina A&T	12/22/11
2.	13	Jessica Ridgill	Davidson	2/21/00
3.	12	Da'Ja Green	Southern Wesleyan	1/3/19
	12	Da'Ja Green	vs. Bob Jones	11/28/17
5.	11	Rachel Brittenham	at Chattanooga	1/2/11
	11	Rachel Brittenham	at Chattanooga	3/5/11
	11	Rachel Brittenham	at Appalachian State	2/19/11
	11	Rachel Brittenham	Georgia Southern	1/30/12
	11	Meredith Denton	at Morehead State	12/18/97
	11	Da'Ja Green	Erskine	12/17/19
11.	<b>10</b>	<b>Alea Harris</b>	<b>Erskine</b>	<b>1/2/21</b>
	10	Rachel Brittenham	UNCG	1/28/13
	10	Cairo Booker	Warren Wilson	12/4/18
	10	Da'Ja Green	Western Carolina	1/10/19
	10	Da'Ja Green	UNCG	1/12/19
	10	Da'Ja Green	at Longwood	12/8/18
	10	Da'Ja Green	Western Carolina	1/23/20
	10	Liz Miller	at Clemson	12/22/06

**STEALS**

1.	12	Rachel Brittenham	Western Carolina	2/21/11
2.	10	Liz Miller	Davidson	1/31/09
3.	9	Jordan Frazier	Montreat	12/13/14
4.	8	Jordan Frazier	at Gardner-Webb	12/14/13
5.	7	Rachel Brittenham	Appalachian State	1/14/13
	7	Kelly Dwyer	at Furman	1/5/10
	7	Natalie Gramblin	Appalachian State	2/2/09
	7	Liz Miller	Furman	2/10/07
	7	Liz Miller	Appalachian State	2/25/08
	7	Liz Miller	Southern Virginia	11/13/06
	7	Liz Miller	Charleston Southern	11/15/06

**BLOCKS**

1.	9	Anita Cooper	Navy	1/27/97
2.	8	Jenny Weurding	Appalachian State	2/12/07
	8	Jenny Weurding	North Carolina A&T	11/26/05
4.	7	Phoebe Clark	UNC Wilmington	11/27/01
	7	Anita Cooper	Montreat	1/20/97
	7	Kate Dempsey	Elon	12/1/07
	7	Kate Dempsey	at Bucknell	12/19/08
	7	Jenny Weurding	at UNC Wilmington	11/22/04
	7	Mahagony Williams	College of Charleston	1/17/09
	7	Grayson Pinholster	at Kennesaw State	1/2/17
10.	6	Phoebe Clark	at Chattanooga	2/18/02
	6	Phoebe Clark	Limestone	12/14/01
	6	Kelly Dwyer	at Western Carolina	2/28/09
	6	Kelly Dwyer	at Appalachian State	2/25/10
	6	Lucy Hines	Appalachian State	1/20/01
	6	Lucy Hines	East Tennessee State	1/31/01
	6	Stephanie Ripberger	Montreat	12/19/02
	6	Elizabeth Wells	Montreat	1/31/96
	6	Elizabeth Wells	at Navy	12/17/95
	6	Jenny Weurding	vs Davidson	3/1/07
	6	Jenny Weurding	at Winthrop	1/4/06
	6	Jenny Weurding	at Davidson	2/18/06
	6	Jenny Weurding	Western Carolina	12/8/04
	6	Jenny Weurding	at Belmont	12/17/03
	6	Jenny Weurding	at Chattanooga	2/11/04
	6	Mahagony Williams	Davidson	2/23/08
	6	Mahagony Williams	at Elon	3/1/08
	6	Mahagony Williams	Furman	2/16/11



# RECORDS - TEAM/SEASON

## Most Wins

1.	23	1992-93
2.	20	1993-94
3.	18	1989-90
	18	1991-92
5.	17	2021-22
6.	16	2001-02
	16	2018-19

## Most Losses

1.	28	2003-04
2.	24	1996-97
	24	2002-03
	24	2004-05
	24	2008-09

## Winning Percentage

1.	.667	1989-90
	.667	1991-92
3.	.588	1981-82
4.	.560	1988-89
5.	.548	2021-22
6.	.542	2020-21

## Longest Winning Streak

1.	12	1992-93
2.	7	1993-94
	7	1993-94
4.	6	1991-92
	6	2007-08
	6	2011-12

## Most Home Wins

1.	12	1992-93
	12	1993-94
	12	2018-19
4.	11	2019-20
5.	10	2021-22
	10	1984-85
	10	1989-90

## Most Road Wins

1.	8	1989-90
	8	1992-93
	8	1993-94
4.	7	1991-92
5.	6	1988-89
	6	2001-02
	6	2016-17
	6	2021-22

## Most Wins to Start Season

1.	6	2011-12
2.	5	1992-93
	5	2001-02
4.	4	1989-90
5.	3	2006-07

## Winning Seasons

1.	11-10	1980-81
2.	14-13	1984-85
3.	14-11	1988-89
4.	18-9	1989-90
5.	23-4	1992-93
6.	20-7	1993-94
7.	13-11	1993-95

8.	16-13	2001-02
9.	16-15	2018-19
10.	13-11	2020-21
11.	17-14	2021-22

## Record in Season Openers

42 seasons (1980-2022)  
18-24

## Points

1.	2,258	2018-19
2.	2,209	1993-94
3.	2,133	2001-02
4.	2,088	1992-93
5.	2,051	2021-22
6.	2,041	2019-20
7.	1,989	1991-92
8.	1,970	1997-98
9.	1,921	2000-01
10.	1,908	1998-99

## Scoring Average

1.	81.8	1993-94
2.	77.3	1992-93
3.	73.7	1991-92
4.	73.6	2001-02
5.	72.8	2018-19
6.	71.0	1994-95
7.	70.4	1997-98
8.	70.3	1990-91
9.	69.1	1984-85
10.	69.0	1989-90

## Field Goals Made

1.	857	2018-19
2.	838	1993-94
3.	789	1992-93
4.	781	1991-92
5.	758	2001-02
6.	755	2019-20
7.	743	2021-22
8.	739	1989-90
9.	728	1986-87
10.	716	1984-85

## Field Goals Attempted

1.	2,075	2018-19
2.	1,985	2021-22
3.	1,899	2019-20
4.	1,879	1993-94
5.	1,831	2007-08
6.	1,819	1992-93
7.	1,816	2017-18
8.	1,763	2008-09
9.	1,762	1991-92
10.	1,758	2001-02

## Field Goal Percentage

1.	.451 (716-1,587)	1984-85
2.	.447 (645-1,444)	1988-89
3.	.446 (838-1,879)	1993-94
4.	.445 (728-1,635)	1986-87
5.	.443 (781-1,762)	1991-92
6.	.438 (739-1,686)	1989-90
7.	.436 (704-1,616)	1981-82
8.	.435 (702-1,615)	2000-01
9.	.434 (789-1,819)	1992-93
10.	.433 (684-1,578)	1998-99

## 3-Point Field Goals Made

1.	248	2021-22
----	-----	---------

2.	218	2019-20
3.	180	2018-19
4.	175	2002-03
5.	168	2001-02
6.	168	2016-17
7.	161	2003-04
8.	155	2004-05
9.	154	2010-11
	154	2014-15

## 3-Point Field Goals Attempted

1.	777	2021-22
2.	623	2019-20
3.	557	2015-16
4.	550	2003-04
5.	540	2002-03
6.	538	2014-15
7.	527	2017-18
8.	517	2013-14
9.	514	2018-19
10.	510	2001-02

## 3-Point FG Percentage

1.	.350 (218-623)	2019-20
	.350 (180-514)	2018-19
3.	.345 (48-139)	1991-92
4.	.337 (168-498)	2016-17
5.	.329 (168-510)	2001-02
6.	.324 (175-540)	2002-03
7.	.319 (248-777)	2021-22
8.	.316 (155-490)	2004-05
9.	.313 (131-418)	2006-07
10.	.312 (132-423)	2011-12

## Free Throws Made

1.	496	1993-94
2.	494	1992-93
3.	479	1997-98
4.	471	1998-99
5.	449	2001-02
6.	432	1999-00
7.	421	1990-91
8.	417	2013-14
9.	415	1988-89
10.	413	2000-01

## Free Throws Attempted

1.	746	1993-94
2.	713	1997-98
3.	703	1992-93
4.	685	1998-99
5.	670	2007-08
6.	652	1999-00
7.	635	1996-97
8.	630	2001-02
9.	619	2006-07
10.	609	1988-89

## Free Throw Percentage

1.	.746 (317-425)	2021-22
2.	.736 (313-425)	2019-20
3.	.723 (388-537)	2015-16
4.	.717 (358-499)	2017-18
5.	.713 (449-630)	2001-02
6.	.710 (364-513)	2018-19
7.	.703 (494-703)	1992-93
8.	.701 (281-401)	2016-17
9.	.698 (421-603)	1990-91
10.	.689 (413-599)	2000-01

## Rebounds

1.	1,358	1992-93
----	-------	---------

2.	1,337	1993-94
3.	1,265	2007-08
4.	1,241	1991-92
5.	1,201	2008-09
6.	1,190	1988-89
7.	1,181	2001-02
8.	1,171	1982-83
9.	1,169	2010-11
10.	1,161	2011-12

## Rebounding Average

1.	50.3	1992-93
2.	49.5	1993-94
3.	47.6	1988-89
4.	46.8	1982-83
5.	46.8	1994-95
6.	46.0	1991-92
7.	43.4	1983-84
8.	43.1	1995-96
9.	42.9	1990-91
10.	42.6	1981-82

## Defensive Rebounds

1.	908	1992-93
2.	888	1991-92
3.	834	1993-94
4.	824	2007-08
5.	816	2000-01
6.	810	2001-02
7.	796	2021-22
8.	795	2008-09
9.	788	2011-12
	788	1988-89

## Offensive Rebounds

1.	503	1993-94
2.	454	1996-97
3.	450	1997-98
	450	1994-93
5.	446	1995-96
6.	441	2007-08
7.	406	2008-09
8.	402	1988-89
9.	390	2010-11
10.	385	2005-06

## Assists

1.	459	1993-94
2.	442	2018-19
3.	425	2001-02
4.	421	2000-01
5.	413	2016-17
6.	409	1992-93
7.	394	2005-06
8.	389	1990-91
9.	387	1986-87
10.	386	2019-20

## Assist Per Game

1.	17.0	1993-94
2.	15.6	1990-91
3.	15.1	1992-93
4.	15.1	1985-86
5.	14.9	1986-87
6.	14.7	2001-02
7.	14.5	2000-01
8.	14.4	1988-89
9.	14.3	2018-19
10.	14.1	2005-06

## Blocked Shots

1.	171	2007-08
2.	167	2008-09

3.	163	2010-11
4.	149	2006-07
5.	135	1995-96
6.	117	1994-95
7.	116	2009-10
8.	112	1993-94
9.	104	2011-12
	104	2004-05

## Blocks Per Game

1.	5.8	2008-09
2.	5.5	2007-08
3.	5.4	2010-11
4.	5.4	1995-96
5.	5.1	2006-07
6.	4.9	1994-95
7.	4.1	1993-94
8.	4.0	2009-10
9.	3.7	1983-84
10.	3.7	2004-05

## Steals

1.	387	2005-06
2.	376	1992-93
3.	364	1993-94
4.	325	2006-07
5.	322	2007-08
6.	306	2008-09
7.	301	2004-05
8.	281	1986-87
9.	269	1994-95
10.	268	2012-13

## Steals Per Game

1.	13.9	1992-93
2.	13.8	2005-06
3.	13.5	1993-94
4.	12.3	1980-81
5.	11.2	1994-95
6.	11.2	2006-07
7.	10.8	1986-87
8.	10.8	2004-05
9.	10.6	2008-09
10.	10.4	2007-08

## Scoring Defense

1.	60.8	2011-12
2.	61.3	2019-20
	61.3	2020-21
4.	62.1	2021-22
5.	62.5	2012-13
6.	63.7	2016-17
7.	64.8	2006-07
8.	65.0	2014-15
9.	65.8	2015-16
10.	66.5	2017-18





**POINTS SCORED**

1.	116	Erskine	11/17/16
2.	110	Southern Wesleyan	1/3/19
3.	107	Warren Wilson	12/4/18
4.	106	Brevard	12/19/18
	106	Southern Wesleyan	11/19/21
6.	104	UNCG	2/20/16
	104	Southern Wesleyan	11/16/17
8.	102	Limestone	12/14/01
8.	101	Brevard	12/8/21
10.	100	Limestone	1/10/98
	100	at Eastern Kentucky	11/20/99
	100	Erskine	12/17/19

**FEWEST POINTS ALLOWED**

1.	25	at Sacred Heart	2/7/81
	25	Sacred Heart	1/22/81
3.	26	Erskine	1/1/22
4.	30	Warren Wilson	12/4/18
	30	Montreat	1/16/17
6.	34	Brevard	1/2/20
	34	at Erskine	2/10/90
8.	35	Southern Virginia	11/20/10
	35	Southern Virginia	1/27/10
10.	36	Montreat	12/13/14
	36	Tennessee Wesleyan	11/20/01
	36	at USC Aiken	2/3/86

**FIELD GOALS MADE**

1.	44	Southern Wesleyan	1/3/19
	44	Limestone	12/14/01
3.	42	Erskine	11/17/16
4.	41	Limestone	1/10/98
	41	Bob Jones	11/18/17
	41	Southern Wesleyan	11/19/21
7.	40	Western Carolina	1/10/19
8.	39	North Carolina A&T	11/26/05
	39	Warren Wilson	12/4/18
	39	Brevard	12/19/18
	39	Brevard	12/8/21

**FIELD GOALS ATTEMPTED**

1.	87	Southern Wesleyan	1/3/19
2.	82	Bluefield	1/19/15
3.	81	Warren Wilson	12/4/18
	81	Montreat	12/2/99
5.	80	Western Carolina	1/10/19
	80	Montreat	1/31/98
	80	Bob Jones	12/7/19
8.	79	Southern Virginia	11/14/07
	79	Norfolk State	11/18/09
	79	Montreat	1/18/16
11.	78	Erskine	1/2/21
	78	Limestone	12/16/00
	78	Limestone	11/26/02
	78	vs Elon	3/4/10
	78	at Northern Kentucky	12/20/19

**FIELD GOAL PERCENTAGE (20 MADE)**

1.	.627	Erskine	11/17/16
2.	.609	UNC Wilmington	11/27/01
3.	.607	at Western Carolina	12/30/01
4.	.600	North Carolina A&T	11/26/05
5.	.571	Limestone	12/14/01
	.571	UNCG	1/12/19
	.571	at Chattanooga	1/2/11
8.	.569	UNCG	1/31/15
9.	.567	UNCG	2/20/16
10.	.566	UNC Asheville	11/30/17

**3-POINT FGS MADE**

1.	15	Warren Wilson	12/4/18
----	----	---------------	---------

2.	14	at Longwood	12/8/18
	14	Erskine	1/1/22
	14	Southern Wesleyan	11/19/21
5.	13	at Auburn	11/6/19
6.	12	at Chattanooga	1/2/11
	12	at Davidson	1/12/02
	12	Furman	2/1/05
	12	at Elon	1/3/04
	12	Erskine	11/17/16
	12	Radford	12/18/15
	12	Montreat	12/2/99
	12	Erskine	12/17/19
	12	Brevard	1/2/20
	12	at Chattanooga	1/16/20
	12	ETSU	1/14/21

**3-POINT FGS ATTEMPTED**

1.	36	at ETSU	2/24/22
2.	34	Furman	2/1/05
	34	Furman	2/12/22
4.	32	at Minnesota	11/13/15
5.	31	at Kansas	12/30/19
	31	Brevard	1/2/20
7.	30	at North Carolina	12/13/03
	30	at Furman	1/18/03
	30	Bluefield	1/19/15
	30	at Auburn	11/6/19
	30	Bob Jones	12/7/19

**3-POINT FG PERCENTAGE (MINIMUM 10 MADE)**

1.	.632	Erskine	11/17/16
	.632	ETSU	1/14/21
3.	.611	at Western Carolina	12/30/01
	.611	Brevard	12/8/21
5.	.588	UNCG	1/12/19
6.	.579	Chattanooga	1/26/17
7.	.571	Radford	12/18/15
8.	.550	Western Carolina	1/23/20
9.	.542	at Chattanooga	2/26/22
10.	.526	at Georgia Southern	11/6/18
	.526	at North Florida	12/30/16

**FREE THROWS MADE**

1.	42	Eastern Kentucky	12/13/98
2.	38	at Eastern Kentucky	11/20/99
3.	33	New Orleans	11/25/03
4.	31	Appalachian State	1/20/01
5.	30	Chattanooga	1/31/98
	30	at Appalachian State	1/28/08
	30	UNCG	2/20/16
8.	28	N.C. Central	11/21/17
9.	27	at Davidson	1/12/02
	27	at North Carolina A&T	11/20/06
	27	at Charleston Southern	11/23/15
	27	Brevard	1/15/18

**FREE THROWS ATTEMPTED**

1.	55	Eastern Kentucky	12/13/98
2.	49	New Orleans	11/25/03
3.	44	at Eastern Kentucky	11/20/99
4.	42	Furman	1/5/08
5.	40	at Georgia Southern	1/30/99
6.	37	at Appalachian State	1/28/08
	37	N.C. Central	11/21/17
8.	36	Montreat	12/19/02
	36	ETSU	1/22/05
	36	Appalachian State	2/12/07

**FREE THROW PERCENTAGE (MINIMUM 10 MADE)**

1.	1.000	Chattanooga	1/7/16
2.	.964	vs. Colgate	12/19/95
3.	.957	at UNCG	12/18/10

4.	.950	at Samford	1/15/12
5.	.944	Chattanooga	1/25/10
	.944	ETSU	2/13/20
7.	.941	at North Florida	12/20/14
8.	.938	UNCG	1/31/15
	.938	Southern Virginia	11/14/07
10.	.933	at Norfolk State	11/24/13
	.933	at South Carolina	11/19/17
	.933	UNC Asheville	12/15/19

**REBOUNDS**

1.	69	Erskine	1/2/21
2.	66	at Bethune-Cookman	11/28/08
3.	64	Montreat	1/31/96
	64	Montreat	11/18/05
	64	Norfolk State	11/18/09
6.	63	Limestone	11/26/02
	63	Montreat	12/8/06
8.	62	Southern Virginia	11/29/11
9.	60	Montreat	12/19/02
10.	59	Bluefield	1/19/15

**ASSISTS**

1.	30	Limestone	12/14/01
2.	28	Erskine	11/17/16
3.	27	North Carolina A&T	11/26/05
	27	Warren Wilson	12/4/18
5.	26	Western Carolina	1/10/19
6.	25	UNCG	1/12/19
7.	24	Southern Wesleyan	1/3/19
	24	Southern Virginia	11/23/05
	24	Southern Virginia	11/13/06
	24	Bob Jones	11/28/17
	24	Brevard	12/8/21
	24	Southern Wesleyan	11/19/21

**STEALS**

1.	31	Southern Virginia	11/13/06
2.	24	Montreat	12/13/14
	24	Brevard	12/19/18
4.	23	Southern Virginia	11/23/05
5.	22	Warren Wilson	12/4/18
	22	Bob Jones	12/7/19
7.	21	Montreat	1/20/97
	21	at North Carolina	12/9/07
	21	Southern Virginia	1/27/10
	21	Montreat	1/18/16
11.	20	Southern Virginia	11/29/11
	20	Bluefield	1/19/15

**BLOCKS**

1.	14	Furman	2/7/09
2.	12	at Winthrop	1/25/96
	12	Navy	1/27/96
	12	Elon	12/1/07
	12	Davidson	2/23/08
	12	at Appalachian State	2/25/10
	12	Furman	2/16/11
8.	11	Limestone	12/14/01
	11	at Virginia Tech	11/27/07
10.	10	Ten times, last vs. Western Carolina	2/21/11



# RECORDS - YEARLY LEADERS

## POINTS

Year	Player	Pts	Avg
1980-81	Meg Hunt	436	20.8
1981-82	Meg Hunt	456	16.9
1982-83	Meg Hunt	248	12.4
1983-84	Meg Hunt	376	14.5
1984-85	Tina Durtonis	438	17.5
1985-86	Tori Quick	353	16.0
1986-87	Tori Quick	418	16.1
1987-88	Judy Nwajiaku	371	14.8
1988-89	Judy Nwajiaku	421	16.8
1989-90	Judy Nwajiaku	596	22.1
1990-91	Brenda Jackson	391	15.6
1991-92	Cindy Vinyard	339	13.0
1992-93	Cindy Vinyard	428	15.9
1993-94	Brenda Jackson	442	16.4
1994-95	Libby Corry	549	22.9
1995-96	Presley Compton	342	13.7
1996-97	Krista Herron	226	8.4
1997-98	Jenny Nett	325	16.3
1998-99	Jenny Nett	459	17.0
1999-00	Cathey Franks	329	11.8
2000-01	Jenny Nett	442	15.2
2001-02	Jenny Nett	613	21.1
2002-03	Ricaye Harris	410	14.6
2003-04	Brie Bradshaw	339	12.6
2004-05	Ricaye Harris	265	9.8
2005-06	Mary Jo Yee	289	10.3
2006-07	Kelsi Koenig	300	10.3
2007-08	Liz Miller	361	11.6
2008-09	Natalie Gramblin	287	9.9
2009-10	Mahagony Williams	323	11.1
2010-11	April Moorhouse	352	11.7
2011-12	Morgan Wrightson	392	12.6
2012-13	Morgan Wrightson	383	13.2
2013-14	Jordan Frazier	362	13.4
2014-15	Jordan Frazier	385	14.8
2015-16	Kentra Washington	399	13.8
2016-17	Chloe Wanink	484	16.1
2017-18	Da'Ja Green	380	12.7
2018-19	Chloe Wanink	582	18.8
2019-20	Chloe Wanink	399	16.0
2020-21	Lilly Hatton	253	10.5
2021-22	Jackie Carman	372	12.4



JUDY NWAJIAKU LED THE TEAM IN SCORING FOR THREE SEASONS, 1987-88, 1988-89, 1989-90

## REBOUNDS

Year	Player	Reb	Avg
1980-81	Meg Hunt	229	10.9
1981-82	Meg Hunt	297	11.0
1982-83	Teri Snelling	202	8.1
1983-84	Teri Snelling	231	8.9
1984-85	Teri Snelling	234	9.4
1985-86	Angie Vickers	198	7.9
1986-87	Angie Vickers	212	8.2
1987-88	Mary Vickers	251	9.7
1988-89	Judy Nwajiaku	244	9.8
1989-90	Judy Nwajiaku	254	9.4
1990-91	Brenda Jackson	224	9.0
1991-92	Brenda Jackson	264	10.6
1992-93	Brenda Jackson	297	11.0
1993-94	Brenda Jackson	291	10.8
1994-95	Lynn Watson	182	7.6
1995-96	Elizabeth Wells	204	8.2
1996-97	Elizabeth Wells	167	6.7
1997-98	Lucy Hines	153	5.5
1998-99	Nancy Dubuisson	155	5.5
1999-00	Cathey Franks	212	7.6
2000-01	Nancy Dubuisson	223	7.7
2001-02	Cathey Franks	177	6.1
2002-03	Nakia Mister	145	5.6
2003-04	Nakia Mister	140	5.0
2004-05	Nakia Mister	141	5.0
2005-06	Nakia Mister	153	5.5
2006-07	Kelsi Koenig	166	5.7
2007-08	Mahagony Williams	201	6.5
2008-09	Mahagony Williams	216	7.4
2009-10	Mahagony Williams	221	7.6
2010-11	Mahagony Williams	266	8.9
2011-12	Daniella Motley	245	7.9
2012-13	Daniella Motley	267	9.2
2013-14	Ashton Fleming	116	6.8
2014-15	Ashton Fleming	219	7.3
2015-16	Ashton Fleming	193	6.7
2016-17	Grayson Pinholster	223	7.4
2017-18	Marissa Bayer	177	5.9
2018-19	Jamari McDavid	162	5.2
2019-20	Lilly Hatton	173	6.0
2020-21	Jamari McDavid	144	6.0
2021-22	Alexis Tomlin	231	7/5

## FIELD GOAL PERCENTAGE (MIN. 100 ATTEMPTS)

Year	Player	Pct	FG-ATT
1980-81	Meg Hunt	.483	190-393
1981-82	Meg Hunt	.433	178-411
1982-83	Teri Snelling	.423	91-215
1983-84	Tori Quick	.435	146-336
1984-85	Tori Quick	.529	183-346
1985-86	Tori Quick	.485	148-305
1986-87	Angie Vickers	.523	137-262
1987-88	Judy Nwajiaku	.493	145-294
1988-89	Judy Nwajiaku	.533	169-317
1989-90	Brenda Walter	.568	137-241
1990-91	Brenda Jackson	.510	151-296
1991-92	Brenda Jackson	.527	119-226
1992-93	Brenda Jackson	.526	163-310
1993-94	Brenda Jackson	.523	179-342
1994-95	Libby Corry	.519	205-395
1995-96	Elizabeth Wells	.432	92-213
1996-97	Nakita Massey	.528	86-163
1997-98	Lucy Hines	.523	80-153
1998-99	Stephanie Adelaine	.529	74-140
1999-00	Cathey Franks	.613	125-204
2000-01	Lucy Hines	.579	95-164

2001-02	Cathey Franks	.673	76-113
2002-03	Nakia Mister	.466	90-193
2003-04	Brie Bradshaw	.343	124-362
2004-05	Nakia Mister	.530	97-183
2005-06	Jenny Weurding	.511	72-141
2006-07	Jenny Weurding	.451	83-184
2007-08	Mahagony Williams	.502	107-213
2008-09	Mahagony Williams	.498	106-213
2009-10	Mahagony Williams	.528	140-265
2010-11	Mahagony Williams	.514	149-290
2011-12	Daniella Motley	.481	137-285
2012-13	Daniella Motley	.447	169-378
2013-14	Lauren Kirby	.450	72-160
2014-15	Grayson Pinholster	.454	54-119
2015-16	Grayson Pinholster	.489	67-137
2016-17	Grayson Pinholster	.517	107-207
2017-18	Jamari McDavid	.451	92-204
2018-19	Marissa Bayer	.478	76-159
2019-20	Jamari McDavid	.488	106-217
2020-21	Alexis Tomlin	.495	50-101
2021-22	Alexis Tomlin	.429	99-231

## 3-POINT FG PERCENTAGE (MIN. 40 ATTEMPTS)

Year	Player	Pct	3FG-ATT
1991-92	Terri McCarter	.333	28-84
1993-94	Terri McCarter	.269	25-93
1994-95	Libby Corry	.426	20-47
1995-96	Presley Compton	.288	19-66
1996-97	Krista Herron	.276	16-58
1997-98	Stacey Parris	.260	32-123
1998-99	Jenny Nett	.348	31-89
1999-00	Carrie Colwell	.335	67-200
2000-01	Jenny Nett	.345	19-55
2001-02	Stephanie Ripberger	.393	22-56
2002-03	Jenn Stasie	.422	54-128
2003-04	Stephanie Ripberger	.353	18-51
2004-05	Stephanie Ripberger	.419	31-74
2005-06	Mary Jo Yee	.356	69-194
2006-07	Jenny Weurding	.361	26-72
2007-08	Kristin Bradley	.375	15-40
2008-09	Maddie Helms	.392	47-120
2009-10	Kristin Bradley	.389	21-54
2010-11	Rachel Brittenham	.343	34-99
2011-12	Rachel Brittenham	.378	37-98
2012-13	Morgan Wrightson	.280	33-118
2013-14	Kentra Washington	.281	16-57
2014-15	Maria Corella	.354	45-127
2015-16	Chloe Wanink	.372	16-43
2016-17	Chloe Wanink	.394	61-155
2017-18	Emily Ryan	.340	51-150
2018-19	Chloe Wanink	.395	70-177
2019-20	Chloe Wanink	.474	73-154
2020-21	Lilly Hatton	.403	25-62
2021-22	Niyah Lutz	.416	42-101

## FREE THROW PERCENTAGE (MIN. 30 ATTEMPTS)

Year	Player	Pct	FT-ATT
1980-81	Meg Hunt	0.602	56-93
1981-82	Meg Hunt	0.746	100-134
1982-83	Teri Snelling	0.592	58-98
1983-84	Meg Hunt	0.694	86-124
1984-85	Tori Quick	0.708	68-96
1985-86	Tori Quick	0.750	57-76
1986-87	Tori Quick	0.771	74-96
1987-88	Mary Vickers	0.782	93-119
1988-89	Laura Martin	0.822	106-129
1989-90	Judy Nwajiaku	0.724	134-185



1990-91	Cindy Vinyard	0.804	86-107
1991-92	Cindy Vinyard	0.780	71-91
1992-93	Cindy Vinyard	0.738	118-160
1993-94	Cindy Vinyard	0.741	129-174
1994-95	Libby Corry	0.607	119-196
1995-96	Presley Compton	0.708	85-120
1996-97	Krista Herron	0.733	74-101
1997-98	Jenny Nett	0.755	83-110
1998-99	Jenny Nett	0.806	108-134
1999-00	Cathey Franks	0.687	79-115
2000-01	Jenny Nett	0.734	91-124
2001-02	Jenny Nett	0.824	136-165
2002-03	Ricaye Harris	0.746	103-138
2003-04	Brie Bradshaw	0.657	65-99
2004-05	Brie Bradshaw	0.600	51-85
2005-06	Kelsi Koenig	0.737	70-95
2006-07	Kelsi Koenig	0.732	93-127
2007-08	Natalie Gramblin	0.746	85-114
2008-09	Natalie Gramblin	0.759	63-83
2009-10	Natalie Gramblin	0.757	103-136
2010-11	April Moorhouse	0.723	68-94
2011-12	Morgan Wrightson	0.692	108-156
2012-13	Logan Morris	.821	32-39
2013-14	Jordan Frazier	.794	108-136
2014-15	Jordan Frazier	.798	99-124
2015-16	Chanel Stokes	.767	33-43
2016-17	Chloe Wanink	.829	63-86
2017-18	Da'Ja Green	.734	102-139
2018-19	Chloe Wanink	.800	64-80
2019-20	Chloe Wanink	.909	40-44
2020-21	Jackie Carman	.790	49-62
2021-22	Reagan Rapert	.873	69-79

### Assists

Year	Player	Ast	Avg
1980-81	Karen Weishuhn	59	3.0
1981-82	Amy Harrison	32	1.2
1982-83	Amy Harrison	46	2.4
1983-84	Jeanne Azzara	66	2.8
1984-85	Tina Durtonis	64	2.6
1985-86	Franky Norris	83	3.3



JESSICA RIDGILL LED THE TERRORS IN ASSISTS IN ALL FOUR OF HER PLAYING YEARS (1998-2002).

1986-87	Franky Norris	84	3.4
1987-88	Melissa Shook	130	5.2
1988-89	Kim Link	130	5.2
1989-90	Shelly Webb	75	2.8
1990-91	Nikki Eason	106	4.2
1991-92	Libby Corry	110	4.2
1992-93	Libby Corry	99	4.5
1993-94	Libby Corry	148	5.5
1994-95	Libby Corry	92	3.8
1995-96	Mandi Giles	66	2.6
1996-97	Meredith Denton	72	2.7
1997-98	Meredith Denton	105	4.4
1998-99	Meredith Denton	70	2.7
	Jessica Ridgill	70	2.6
1999-00	Jessica Ridgill	117	4.2
2000-01	Jessica Ridgill	101	3.5
2001-02	Jessica Ridgill	99	3.4
2002-03	Ricaye Harris	79	2.8
2003-04	K.C. Correll	57	2.0
2004-05	K.C. Correll	74	2.8
2005-06	Liz Miller	84	3.0
2006-07	Liz Miller	89	3.1
2007-08	Liz Miller	107	3.5
2008-09	Liz Miller	88	3.4
2009-10	Natalie Gramblin	73	2.5
2010-11	Rachel Brittenham	160	5.3
2011-12	Rachel Brittenham	161	5.2
2012-13	Rachel Brittenham	101	3.6
2013-14	Jordan Frazier	48	1.7
2014-15	Chanel Stokes	66	2.2
2015-16	Chanel Stokes	49	1.8
2016-17	Sarah Traynor	121	4.5
2017-18	Da'Ja Green	131	4.4
2018-19	Da'Ja Green	162	5.2
2019-20	Da'Ja Green	142	4.7
2020-21	Alea Harris	61	2.5
2021-22	Reagan Rapert	114	3.7

### Blocks

Year	Player	Blk	Avg
1981-82	Nancy Barr	17	0.8
1982-83	Nancy Barr	18	0.7
1983-84	Teri Snelling	23	0.9
1984-85	Rose McEwan	12	0.6
1985-86	Cheryl Vickers	9	0.4
1986-87	Tori Quick	8	0.3
1987-88	Mary Vickers	10	0.4
1988-89	Mary Vickers	11	0.4
1989-90	Brenda Walter	40	1.7
1990-91	Teri Sloan	19	0.8
1991-92	Catherine Rader	35	1.5
1992-93	Catherine Rader	31	1.1
1993-94	Catherine Rader	34	1.3
1994-95	Anita Cooper	32	1.3
1995-96	Anita Cooper	50	2.1
1996-97	Elizabeth Wells	34	1.4
1997-98	Lucy Hines	46	1.6
1998-99	Lucy Hines	46	1.6
1999-00	Lucy Hines	31	1.1
2000-01	Lucy Hines	46	1.6
2001-02	Pheobe Clark	59	2.0
2002-03	Stephanie Ripberger	34	1.3
2003-04	Jenny Weurding	62	2.2
2004-05	Jenny Weurding	50	2.1
2005-06	Jenny Weurding	60	2.1
2006-07	Jenny Weurding	81	2.9

2007-08	Mahogany Williams	65	2.1
2008-09	Mahogany Williams	62	2.1
2009-10	Mahogany Williams	49	1.7
2010-11	Mahogany Williams	59	2.0
2011-12	Daniella Motley	53	1.7
2012-13	Daniella Motley	41	1.4
2013-14	Khadijah Joyner	22	0.8
2014-15	Khadijah Joyner	35	1.3
2015-16	Grayson Pinholster	28	1.2
2016-17	Grayson Pinholster	31	1.0
2017-18	Marissa Bayer	20	0.7
2018-19	Marissa Bayer	30	0.9
2019-20	Lilly Hatton	42	1.4
2020-21	Lilly Hatton	28	1.2
2021-22	Alexis Tomlin	31	1.0

### STEALS

Year	Player	Stl	Avg
1980-81	Karen Weishuhn	81	4.1
1981-82	Karen Weishuhn	56	2.1
1982-83	Meg Hunt	57	2.9
1983-84	Tori Quick	54	2.1
1984-85	Tori Quick	73	2.9
1985-86	Franky Norris	53	2.1
1986-87	Franky Norris	74	3.0
1987-88	Melissa Shook	57	2.3
1988-89	Kim Link	43	1.7
1989-90	Judy Nwajiaku	45	1.7
1990-91	Brenda Jackson	47	1.9
1991-92	Libby Corry	54	2.1
1992-93	Brenda Jackson	72	2.7
1993-94	Libby Corry	90	3.3
1994-95	Libby Corry	82	3.4
1995-96	Nakita Massey	50	2.0
1996-97	Meredith Denton	42	1.6
1997-98	Meredith Denton	51	2.1
1998-99	Jenny Nett	36	1.3
1999-00	Nancy Dubuisson	48	1.8
2000-01	Jenny Nett	46	1.6
2001-02	Natalie Walsh	43	1.5
2002-03	Ricaye Harris	60	2.1
2003-04	Ricaye Harris	51	1.8
2004-05	Nakia Mister	52	1.9
2005-06	Liz Miller	74	2.6
2006-07	Liz Miller	82	2.8
2007-08	Liz Miller	97	3.1
2008-09	Kelly Dwyer	66	2.3
2009-10	Kelly Dwyer	76	2.6
2010-11	Rachel Brittenham	75	2.5
2011-12	Rachel Brittenham	66	2.1
2012-13	Rachel Brittenham	59	2.1
2013-14	Jordan Frazier	83	3.1
2014-15	Jordan Frazier	74	2.8
2015-16	Jordan Frazier	59	2.5
2016-17	Maria Corella	29	1.0
2017-18	Cairo Booker	61	2.0
2018-19	Cairo Booker	51	1.6
2019-20	Cairo Booker	61	2.0
2020-21	Alea Harris	22	0.9
2021-22	Reagan Rapert	38	1.2



# RECORDS - YEARLY TEAM STATS

YEAR	GP	FG	FGA	Pct	3FG	3FGA	3-Pct	FT	FTA	Pct	R-Off	R-Def	R-Tot	R-Avg	PF	Ast	TO	Blk	Stl	Pts	Avg
1980-81	21	570	1,407	.405	0	0	.000	232	411	.564	-	-	772	36.8	319	180	337	0	258	1,372	65.3
1981-82	27	704	1,616	.436	0	0	.000	348	562	.619	-	-	1,150	42.6	468	129	472	38	199	1,756	65.0
1982-83	25	609	1,647	.370	0	0	.000	303	505	.600	-	-	1,171	46.8	510	243	473	55	203	1,521	60.8
1983-84	26	654	1,645	.398	0	0	.000	350	580	.603	-	-	1,128	43.4	499	341	557	97	237	1,658	63.8
1984-85	27	716	1,587	.451	0	0	.000	296	494	.599	-	-	1,061	42.4	510	302	564	61	259	1,728	69.1
1985-86	25	647	1,546	.419	0	0	.000	295	452	.653	-	-	1,004	40.2	488	377	547	39	234	1,589	63.6
1986-87	26	728	1,635	.445	0	0	.000	311	489	.636	-	-	1,095	42.1	450	387	578	25	281	1,767	68.0
1987-88	26	558	1,367	.408	11	35	.314	355	517	.687	378	724	1,102	42.4	434	346	662	37	243	1,482	57.0
1988-89	25	645	1,444	.447	5	10	.500	415	609	.681	402	788	1,190	47.6	478	361	555	42	251	1,710	68.4
1989-90	27	739	1,686	.438	10	46	.217	374	550	.680	271	649	920	34.1	366	341	474	92	225	1,862	69.0
1990-91	25	660	1,594	.414	16	59	.271	421	603	.698	336	737	1,073	42.9	499	389	468	51	241	1,757	70.3
1991-92	27	781	1,762	.443	48	139	.345	379	583	.650	353	888	1,241	46.0	517	359	590	83	265	1,989	73.7
1992-93	27	789	1,819	.434	16	90	.178	494	703	.703	450	908	1,358	50.3	580	409	520	67	376	2,088	77.3
1993-94	27	838	1,879	.446	37	155	.239	496	746	.665	503	834	1,337	49.5	610	459	521	112	364	2,209	81.8
1994-95	24	658	1,645	.400	42	137	.307	347	590	.588	350	772	1,122	46.8	483	325	473	117	269	1,705	71.0
1995-96	25	556	1,535	.362	33	163	.202	352	568	.620	446	632	1,078	43.1	585	277	582	135	210	1,497	59.9
1996-97	27	548	1,546	.354	60	238	.252	376	635	.592	454	622	1,076	39.9	524	248	614	97	240	1,532	56.7
1997-98	28	710	1,725	.412	71	294	.241	479	713	.672	450	661	1,111	39.7	654	305	618	93	264	1,970	70.4
1998-99	28	684	1,578	.433	69	245	.282	471	685	.688	362	690	1,052	37.6	651	368	614	85	231	1,908	68.1
1999-00	28	602	1,448	.416	96	308	.312	432	652	.663	379	684	1,063	38.0	509	354	573	71	203	1,732	61.9
2000-01	29	702	1,615	.435	104	352	.295	413	599	.689	327	816	1,143	39.4	542	421	604	94	216	1,921	66.2
2001-02	29	758	1,758	.431	168	510	.329	449	630	.713	371	810	1,181	40.7	563	425	578	94	262	2,133	73.6
2002-03	28	591	1,537	.385	175	540	.324	322	510	.631	329	624	953	34.0	447	326	582	87	192	1,679	60.0
2003-04	28	554	1,602	.346	161	550	.293	291	444	.655	287	593	880	31.4	583	315	535	88	260	1,560	55.7
2004-05	28	606	1,554	.390	155	490	.316	305	490	.622	313	674	987	35.2	544	372	667	104	301	1,672	59.7
2005-06	28	645	1,680	.384	124	440	.282	304	510	.596	385	670	1,055	37.7	536	394	703	101	387	1,718	61.4
2006-07	29	611	1,591	.384	131	418	.313	395	619	.638	367	731	1,098	37.9	512	367	630	149	325	1,748	60.3
2007-08	31	675	1,831	.369	128	463	.276	412	670	.615	441	824	1,265	40.8	620	356	720	171	322	1,890	61.0
2008-09	29	650	1,763	.369	151	484	.312	359	586	.613	406	795	1,201	41.4	575	336	649	167	306	1,810	62.4
2009-10	29	618	1,642	.376	142	468	.303	381	583	.654	381	767	1,148	39.6	536	329	660	116	241	1,759	60.7
2010-11	30	672	1,718	.391	154	501	.307	324	500	.648	390	779	1,169	39.0	560	350	726	163	238	1,822	60.7
2011-12	31	663	1,667	.398	132	423	.312	378	572	.661	373	788	1,161	37.5	519	367	664	104	264	1,836	59.2
2012-13	29	608	1,654	.368	99	428	.231	312	522	.598	380	698	1,078	37.2	494	256	569	82	268	1,627	56.1
2013-14	29	553	1,608	.344	131	493	.266	404	574	.704	355	650	1,005	35.9	568	213	519	79	233	1,641	58.6
2014-15	30	610	1,681	.363	154	538	.286	321	475	.676	347	708	1,055	35.2	544	262	562	93	252	1,695	56.5
2015-16	29	605	1,607	.376	149	557	.268	388	537	.723	323	723	1,046	36.1	548	325	563	85	263	1,747	60.2
2016-17	30	702	1,696	.413	168	498	.337	281	401	.701	334	745	1,079	36.0	476	413	421	75	159	1,853	61.8
2017-18	30	684	1,816	.477	152	527	.288	358	499	.717	347	776	1,123	37.4	470	366	386	42	182	1,878	62.6
2018-19	31	857	2,075	.413	180	514	.350	364	513	.710	398	758	1,156	37.3	514	442	392	70	257	2,258	72.8
2019-20	30	755	1,899	.398	218	623	.350	313	425	.736	376	685	1,061	35.4	493	386	344	73	230	2,041	68.0
2020-21	24	543	1,445	.376	131	451	.290	283	414	.684	353	628	981	40.9	355	271	375	64	152	1,500	62.5
2021-22	31	743	1,985	.374	248	777	.319	317	425	.746	330	796	1,126	36.3	417	385	416	79	215	2,051	66.2
<b>Total</b>	<b>1,163</b>	<b>27,801</b>	<b>69,535</b>	<b>.400</b>	<b>3,869</b>	<b>12,964</b>	<b>.298</b>	<b>15,200</b>	<b>23,145</b>	<b>.657</b>	<b>13,047</b>	<b>25,627</b>	<b>46,055</b>	<b>39.6</b>	<b>21,550</b>	<b>14,177</b>	<b>23,057</b>	<b>3,577</b>	<b>10,578</b>	<b>74,671</b>	<b>64.2</b>




# WOFFORD YEAR-BY-YEAR RECORDS

YEAR	GAMES	OVERALL RECORD	PCT.	HOME	AWAY	NEUTRAL	SoCON RECORD	PCT.
1980-81	21	11-10~	.524	7-4	3-5	1-1	-	-
1981-82	27	10-17~	.588	6-5	2-10	2-2	-	-
1982-83	25	7-18~	.280	6-8	1-10	-	-	-
1983-84	26	13-13~	.500	7-4	5-9	1-0	-	-
1984-85	27	14-13~	.519	10-3	4-10	-	-	-
1985-86	25	7-18~	.280	5-9	2-9	-	-	-
1986-87	26	9-17~	.346	5-8	4-9	-	-	-
1987-88	26	6-20~	.231	4-11	2-9	-	-	-
1988-89	25	14-11^	.560	7-4	6-7	1-0	-	-
1989-90	27	18-9^	.667	10-4	8-5	-	-	-
1990-91	25	10-15^	.400	7-4	4-9	0-1	-	-
1991-92	27	18-9^	.667	7-1	7-8	2-0	-	-
1992-93	27	23-4^	.852	12-0	8-4	3-0	-	-
1993-94	27	20-7^	.741	12-2	8-5	-	-	-
1994-95	24	13-11^	.542	8-4	5-6	0-1	-	-
1995-96	25	4-21^*	.160	4-7	0-14	0-2	-	-
1996-97	27	3-24^*	.111	3-10	0-14	-	-	-
1997-98	28	5-23*	.179	3-10	1-12	1-1	1-15	.063
1998-99	28	9-19*	.321	6-7	1-11	2-1	4-14	.222
1999-2000	28	10-18*	.357	4-8	4-9	2-1	4-14	.222
2000-01	29	11-18*	.379	6-8	3-9	2-1	6-12	.333
2001-02	29	16-13*	.552	9-4	6-8	1-1	9-9	.500
2002-03	28	4-24*	.143	3-10	0-12	1-2	1-17	.056
2003-04	28	0-28*	.000	0-13	0-14	0-1	0-20	.000
2004-05	28	4-24*	.143	3-9	1-13	0-2	2-18	.100
2005-06	28	7-21*	.250	5-7	2-13	0-1	3-15	.167
2006-07	29	13-16*	.448	9-5	4-10	0-1	7-11	.389
2007-08	31	10-21*	.323	5-7	3-13	2-1	2-16	.111
2008-09	29	5-24*	.172	4-9	1-14	0-1	3-17	.150
2009-10	29	8-21*	.276	6-6	2-14	0-1	6-14	.300
2010-11	30	8-22*	.267	6-10	1-11	1-1	3-17	.150
2011-12	31	13-18*	.419	9-6	3-10	1-2	5-15	.250
2012-13	29	8-21*	.276	4-8	3-12	1-1	3-17	.150
2013-14	29	6-23*	.207	4-14	0-15	0-2	4-15	.211
2014-15	30	8-22*	.267	5-9	3-11	0-2	3-11	.214
2015-16	29	9-20*	.310	8-6	1-13	0-1	3-11	.214
2016-17	30	13-17*	.433	7-5	6-9	0-3	3-11	.214
2017-18	30	10-20*	.333	8-8	2-11	0-1	3-11	.214
2018-19	31	16-15*	.516	12-1	3-13	1-1	7-7	.500
2019-20	30	15-15*	.500	11-5	3-9	1-1	8-6	.571
2020-21	24	13-11*	.542	7-2	4-8	2-1	7-7	.500
2021-22	31	17-14*	.548	10-4	6-7	1-3	11-3	.786
<b>Total</b>	<b>1,163</b>	<b>438-725</b>	<b>.377</b>	<b>274-269</b>	<b>132-424</b>	<b>29-41</b>	<b>108-323</b>	<b>.251</b>

\* Southern Conference, NCAA Division I  
^ Independent, NCAA Division II

^\* NCAA Division I Transition (no conference affiliation)  
~ District XI, NAIA



# WOFFORD ALL-TIME COACHES



**PATRICIA GAINEY**  
1980-84  
4 Seasons  
41-58 (.414)  
99 games



**CRYSTAL SHARPE**  
1984-95  
11 and a half seasons  
152-144 (.514)  
296 games



**MARK LINE**  
1996  
Half a season  
4-11 (.267)  
15 games



**DAVID GRAVES**  
1996-2002  
6 Seasons  
54-115 (.320)  
169 games



**ED WYANT**  
2002-03  
1 Season  
4-24 (.143)  
28 games



**SAMANTHA YOUNG**  
2003-04  
1 Season  
0-28 (.000)  
28 games



**EDGAR I. FARMER, JR.**  
2004-16  
12 Seasons  
99-253 (.281)  
352 games



**JIMMY GARRITY**  
2016-Present  
6 Seasons  
84-92 (.477)  
176 games



# ALL-TIME RESULTS

## 1980-81

**Record: 11-10**  
**H: 7-4, A: 3-5, N: 1-1**

12/5	vs. Montreat	W, 66-47
12/6	vs. Brevard	L, 65-59
12/8	at Columbia (S.C.)	L, 91-77
12/11	at Warren Wilson	W, 68-59
1/12	Newberry^	L, 62-59
1/15	at Converse	W, 64-48
1/17	Warren Wilson^	W, 76-57
1/22	Sacred Heart	W, 74-25
1/24	Coker	W, 66-60
1/26	Winthrop	L, 80-56
1/29	at USC Spartanburg	L, 67-46
1/31	at Belmont Abbey	L, 85-68
2/2	Presbyterian	W, 92-88
2/5	Columbia (S.C.)	L, 68-40
2/7	at Sacred Heart	W, 81-25
2/9	USC Spartanburg	W, 64-59
2/12	at Presbyterian	L, 73-64
2/14	Belmont Abbey	W, 78-65
2/16	at Newberry	L, 81-72
2/19	Converse	W, 58-46
2/25	Erskine*	L, 87-54

\* District 6 Playoffs

^ Played in Andrews Fieldhouse

## 1981-82

**Record: 10-17**  
**H: 6-5, A: 2-10, N: 2-2**

12/2	at Sacred Heart	W, 85-72
12/3	vs. Brevard	L, 80-67
12/4	vs. Caldwell	W, 59-46
12/5	vs. Lees-McRae	W, 69-54
12/10	USC Spartanburg	L, 64-54
12/12	North Greenville	L, 86-72
1/9	at Furman	L, 64-62
1/11	Converse	W, 52-51
1/12	at Columbia (S.C.)	L, 64-58
1/18	at Lander	L, 75-64
1/21	Columbia (S.C.)	L, 67-61
1/23	Sacred Heart	W, 88-65
1/25	at Newberry	L, 81-74
1/28	Lander	L, 66-62
1/30	at Winthrop	L, 80-46
2/1	at Presbyterian	L, 75-57
2/2	Warren Wilson	W, 76-57
2/4	at Converse	L, 62-59
2/6	Davidson	W, 65-52
2/8	at USC Spartanburg	L, 75-47
2/9	vs. Erskine	L, 77-59
2/11	Presbyterian	W, 60-53
2/13	Spartanburg Methodist	L, 84-79
2/15	Newberry	W, 78-52
2/18	at Warren Wilson	W, 78-64
2/20	at Erskine	L, 95-69
2/22	at USC Aiken*	L, 84-56

\* District 6 Playoffs

## 1982-83

**Record: 7-18**  
**H: 6-8, A: 1-10**

12/4	at Sacred Heart	L, 68-66
12/6	Warren Wilson	W, 64-59
12/9	at USC Spartanburg	L, 79-64
12/11	at Limestone	L, 60-44
1/8	Furman	L, 70-52
1/10	at Converse	W, 59-57
1/13	Erskine	L, 74-51
1/15	Davidson	W, 64-62
1/17	Lander	L, 87-46
1/24	at Newberry	L, 66-58
1/27	at Lander	L, 73-58
1/29	at Columbia (S.C.)	L, 63-52
1/31	Presbyterian	L, 70-48
2/3	Limestone	L, 55-49
2/5	Converse	W, 68-53
2/7	USC Spartanburg	L, 78-60
2/10	at Presbyterian	L, 72-63
2/12	at Davidson	L, 67-61
2/14	Newberry	L, 74-70
2/17	Columbia (S.C.)	L, 83-63
2/19	at Erskine	L, 77-52
2/21	Sacred Heart	W, 78-65
2/23	at Mars Hill	L, 81-53
2/25	Montreat	W, 88-48
2/26	Sacred Heart	W, 76-53

## 1983-84

**Record: 13-13**  
**H: 7-4, A: 5-9, N: 1-0**

11/30	at Sacred Heart	W, 97-91 (30T)
12/2	Brevard	L, 86-69
12/3	Converse	W, 70-54
12/5	at Gardner-Webb	L, 76-63
12/8	USC Spartanburg	W, 84-81
12/10	at Limestone	L, 79-56
1/9	at Newberry	L, 74-72
1/12	Erskine	L, 75-66
1/14	at Coker	W, 66-48
1/16	at Lander	L, 85-69
1/19	at Converse	W, 66-64
1/21	at Columbia (S.C.)	L, 69-43
1/26	Lander	L, 62-59
1/28	at Baptist	W, 54-43
1/30	at Presbyterian	L, 71-53
2/1	Limestone	L, 68-63
2/4	Columbia (S.C.)	W, 67-56
2/6	at USC Spartanburg	L, 70-43
2/9	Presbyterian	W, 59-56 (OT)
2/11	at Erskine	L, 66-51
2/13	Newberry	W, 64-53
2/16	Converse	W, 73-56
2/18	Coker	W, 61-50
2/22	at Furman	L, 78-63
2/24	at Converse	W, 51-50
2/25	vs. St. Mary's	W, 76-64

## 1984-85

**Record: 14-13\***  
**H: 10-3, A: 4-10**

11/27	at College of Charleston	L, 70-41
11/30	Davidson	W, 102-43
12/1	Lander	W, 72-70
12/3	Gardner-Webb	W, 81-70
12/6	Presbyterian	L, 71-59
12/8	at Coker	W, 59-54
1/7	at Newberry	L, 63-48
1/10	at Erskine	L, 66-58
1/12	Limestone	W, 64-63
1/14	at Lander	W, 61-60
1/16	Baptist	W, 81-74
1/19	Columbia (S.C.)	W, 72-71
1/21	at Converse^	W, 2-0
1/23	Furman	L, 80-62
1/26	at Gardner-Webb	W, 77-75
1/28	Newberry	W, 63-62
1/31	at Limestone	L, 78-48
2/2	at Columbia (S.C.)	L, 96-91
2/4	USC Spartanburg	W, 72-61
2/7	at Presbyterian	L, 85-60
2/9	at Baptist	L, 96-89 (OT)
2/11	at USC Aiken	L, 80-65
2/14	Converse^	W, 2-0
2/16	Erskine	W, 70-66
2/18	at USC Spartanburg	L, 72-67
2/21	Coker	L, 104-102 (OT)
2/23	at Belmont Abbey	L, 69-59

\* includes two wins by forfeit

^ Forfeit

## 1985-86

**Record: 7-18**  
**H: 5-9, A: 2-9**

11/21	Gardner-Webb	W, 89-76
11/23	Appalachian State	L, 83-46
11/26	Francis Marion	L, 110-63
12/2	at USC Spartanburg	L, 79-65
12/6	Brevard	W, 86-67
12/7	Spartanburg Methodist	L, 70-49
1/8	Coastal Carolina	L, 74-52
1/11	Limestone	L, 78-67
1/14	Belmont Abbey	L, 70-54
1/16	at Gardner-Webb	W, 81-79
1/18	USC Spartanburg	L, 72-64
1/20	Lander	L, 71-64
1/23	at Erskine	L, 75-54
1/25	at Newberry	L, 74-54
1/27	Voorhees	W, 59-57
1/30	at Presbyterian	L, 73-71
2/1	Morris	W, 79-57
2/3	at USC Aiken	W, 59-36
2/6	Columbia (S.C.)	W, 77-71
2/8	at Coker	L, 74-72
2/10	at Furman	L, 95-63
2/14	at College of Charleston	L, 91-65
2/17	at Central Wesleyan	L, 73-63
2/20	Converse	L, 70-63
2/22	at Clafflin	L, 97-53





**1986-87**

**Record: 9-17**  
**H: 5-8, A: 4-9**

11/19	at Lenoir-Rhyne	L, 86-81
11/21	North Greenville	W, 72-71
11/22	Spartanburg Methodist	L, 75-66
11/24	Converse	L, 82-63
11/25	USC Spartanburg	L, 92-71
12/2	at Gardner-Webb	W, 95-71
12/4	at UNC Asheville	L, 71-69
1/8	at Appalachian State	L, 97-57
1/10	at Erskine	W, 59-52
1/12	Clafin	L, 82-77
1/14	Gardner-Webb	W, 88-66
1/17	Newberry	W, 74-64
1/19	at Lander	L, 79-53
1/26	Voorhees	W, 70-50
1/29	at Presbyterian	L, 77-69
1/31	at Morris	W, 72-57
2/2	USC Aiken	L, 79-51
2/4	Erskine	L, 75-64
2/5	at Francis Marion	L, 108-63
2/7	Coker	W, 85-81
2/9	at Limestone	L, 80-50
2/12	College of Charleston	L, 80-57
2/14	at USC Spartanburg	W, 92-57
2/16	Central Wesleyan	L, 81-68
2/18	at Converse	L, 88-66
2/21	at Columbia (S.C.)	L, 72-68

**1987-88**

**Record: 6-20**  
**H: 4-11, A: 2-9**

11/30	Lenoir-Rhyne	L, 69-34
12/4	Coker	L, 61-56
12/5	Central Wesleyan	L, 56-46
12/14	at Kennesaw State	L, 78-55
1/11	at UNC Asheville	L, 67-45
1/14	at Belmont Abbey	L, 57-43
1/16	Erskine	W, 64-48
1/20	Columbia (S.C.)	W, 72-46
1/21	Lander	L, 62-44
1/23	at Central Wesleyan	L, 60-52
1/25	USC Spartanburg	L, 75-64
1/28	at College of Charleston	L, 88-55
1/30	USC Aiken	L, 64-45
2/1	at Longwood	L, 80-61
2/4	at Clafin	L, 100-64
2/6	at Francis Marion	L, 87-42
2/8	Winthrop	L, 69-51
2/10	Converse	L, 72-59
2/11	Morris	W, 76-62
2/13	at Voorhees	W, 81-68
2/15	Coker	W, 65-55
2/17	Belmont Abbey	L, 64-59
2/18	at Erskine	W, 74-63
2/22	Newberry	L, 81-59
2/25	at Limestone	L, 70-52
2/27	Presbyterian	L, 73-53

**1988-89**

**Record: 14-11**  
**H: 7-4, A: 6-7, N: 1-0**

11/19	Morris	W, 106-81
11/22	at Mars Hill	L, 71-55
11/29	at UNC Asheville	L, 86-69
12/2	Central Wesleyan	W, 47-45
12/3	Belmont Abbey	L, 57-55
12/7	at Belmont Abbey	L, 71-56
12/10	Newberry	L, 73-71
1/12	at Erskine	W, 60-50
1/14	Auburn-Montgomery	L, 87-59
1/16	USC Spartanburg	W, 73-66
1/18	at Converse	L, 65-48
1/21	Columbia (S.C.)	W, 63-45
1/26	Mars Hill	W, 86-75
1/27	vs. Bluefield	W, 84-62
1/28	at Gardner-Webb	L, 98-87
1/30	at Belmont Abbey	W, 62-55
2/3	at Longwood	L, 81-65
2/4	at Randolph-Macon	W, 101-65
2/7	at Presbyterian	W, 57-56
2/13	at Winthrop	L, 72-64 (OT)
2/16	Erskine	W, 56-47
2/18	at Central Wesleyan	W, 69-46
2/20	Converse	L, 76-72
2/25	Gardner-Webb	W, 76-67
2/28	at Columbia (S.C.)	W, 77-54

**1989-90**

**Record: 18-9**  
**H: 10-4, A: 8-5**

11/18	at Queens	W, 67-52
11/21	at Pfeiffer	W, 68-59
11/29	at Converse	W, 50-47
12/1	Morris	W, 78-59
12/2	Belmont Abbey	L, 65-60
12/5	at Newberry	W, 74-69
12/8	Longwood	W, 69-64
1/8	at Lenoir-Rhyne	L, 81-70
1/11	Erskine	W, 70-51
1/13	Newberry	W, 62-49
1/15	Lincoln Memorial	L, 89-82
1/18	Winthrop	W, 62-55
1/20	USC Spartanburg	L, 71-67
1/22	Mars Hill	W, 77-53
1/23	at Central Wesleyan	L, 48-32
1/25	at Greensboro	W, 71-67
1/29	at Belmont-Abbey	L, 63-50
1/31	Converse	W, 64-57
2/2	at Longwood	L, 80-64
2/7	at Lincoln Memorial	L, 91-73
2/10	at Erskine	W, 81-34
2/12	Lenoir-Rhyne	W, 67-61
2/17	at USC Spartanburg	W, 83-72
2/19	at Mars Hill	W, 92-64
2/21	Queens	W, 63-44
2/22	Rollins	L, 93-88
2/26	Morris Brown	W, 71-55

**1990-91**

**Record: 10-15**  
**H: 7-4, A: 4-9, N: 0-1**

11/16	at Alabama-Huntsville	L, 84-74
11/17	vs. Alabama A&M	L, 81-76
11/19	Converse	W, 97-58
11/24	at Belmont Abbey	L, 79-69
11/26	at Mars Hill	W, 78-77
11/28	Lincoln Memorial	L, 77-68
11/30	Erskine	W, 77-59
12/1	Newberry	W, 70-66
12/5	at Queens	L, 79-68
12/8	at Pfeiffer	L, 83-63
1/7	Pfeiffer	W, 69-68
1/10	at Erskine	W, 61-40
1/12	Florida Southern	L, 72-64
1/14	Belmont Abbey	L, 69-68
1/16	Queens	W, 65-59
1/18	Longwood	W, 91-85 (OT)
2/4	at Converse	W, 71-56
2/6	at Longwood	L, 69-68
2/9	UNC Greensboro	L, 97-56
2/11	at Lincoln Memorial	L, 101-67
2/14	at Lenoir-Rhyne	L, 81-68
2/16	at Winthrop	L, 69-65
2/19	Mars Hill	W, 86-77
2/22	at Morris Brown	W, 68-64
2/26	at UNC Greensboro	L, 95-50

**1991-92**

**Record: 18-9**  
**H: 7-1, A: 7-8, N: 2-0**

11/23	Tampa	W, 76-69
11/26	at Morris Brown	L, 70-69
11/29	vs. Limestone	W, 79-71
11/30	at USC Spartanburg	L, 82-55
12/4	at Erskine	W, 70-56
12/5	vs. Presbyterian	W, 73-72
12/7	Mars Hill	W, 68-64
1/3	at Barry	W, 79-65
1/5	at Florida Southern	L, 71-58
1/9	Limestone	L, 65-58
1/11	at Spelman	W, 78-56
1/13	Morris Brown	W, 86-50
1/16	at Newberry	W, 77-68
1/18	at Erskine	W, 81-74
1/21	at Queens	L, 100-92
1/25	Longwood	W, 73-68
1/27	at Presbyterian	L, 82-60
1/30	Newberry	W, 80-75 (OT)
2/5	at Mars Hill	L, 86-71
2/8	at Lincoln Memorial	L, 97-75
2/10	at Belmont Abbey	L, 64-62
2/13	at Limestone	W, 74-66
2/15	Erskine	W, 86-66
2/19	Spelman	W, 78-40
2/22	at Longwood	W, 71-65
2/24	Lincoln Memorial	W, 70-65 (OT)
2/27	Queens	W, 90-81



# ALL-TIME RESULTS

## 1992-93 Record: 23-4 H: 12-0, A: 8-4, N: 3-0

11/21	Coker	W, 100-61
11/24	Belmont Abbey	W, 80-71
11/27	vs. Converse	W, 85-61
11/28	vs. USC Spartanburg	W, 84-82
12/2	vs. Newberry	W, 98-62
12/3	at Presbyterian	L, 74-66
12/5	at Francis Marion	W, 88-66
12/13	at Pfeiffer	W, 74-53
1/6	at Converse	W, 78-43
1/7	at Savannah State	L, 87-78
1/9	Queens	W, 71-57
1/11	at Mars Hill	L, 69-59
1/14	at Erskine	W, 75-45
1/16	Davidson	W, 73-63
1/20	Limestone	W, 69-48
1/23	at Longwood	W, 70-59
1/25	Presbyterian	W, 72-67
1/28	Lincoln Memorial	W, 83-77
2/1	Converse	W, 71-52
2/3	Newberry	W, 73-72
2/6	at Davidson	W, 70-61
2/8	at Limestone	W, 84-76
2/11	Erskine	W, 99-66
2/13	at Coker	W, 70-65
2/18	at Lincoln Memorial	L, 66-59
2/21	Longwood	W, 91-76
2/22	Savannah State	W, 68-60

## 1993-94 Record: 20-7 H: 12-2, A: 8-5

11/19	at Univ. of Charleston	W, 93-77
11/20	at Wingate	L, 76-69
11/21	Shawnee State	W, 85-73
11/23	Gardner-Webb	W, 100-82
11/26	Catawba	L, 78-64
11/27	Limestone	W, 94-60
12/1	Presbyterian	L, 62-60
12/2	Erskine	W, 71-53
12/4	Francis Marion	W, 95-76
12/30	at Ferris State	L, 81-74
12/31	at Lee College	W, 87-67
1/6	Converse	W, 91-52
1/10	Mars Hill	W, 84-67
1/13	at Queens	W, 83-69
1/15	at Newberry	W, 91-49
1/18	at UNC Asheville	W, 100-87
1/22	Longwood	W, 91-77
1/24	at Presbyterian	L, 82-66
1/26	Erskine	W, 79-59
2/3	at Converse	W, 88-72
2/5	at Erskine	W, 81-74
2/8	Limestone	W, 90-53
2/15	at Limestone	W, 67-62
2/25	Queens	W, 90-85
2/26	Longwood	W, 80-79
3/3	at Longwood	L, 76-66
3/9	at USC Spartanburg	L, 83-70

## 1994-95 Record: 13-11 H: 8-4, A: 5-6, N: 0-1

11/19	vs. Lincoln Memorial	L, 69-67
11/20	at Gardner-Webb	W, 79-65
11/26	at Francis Marion	L, 69-53
11/30	Newberry	W, 84-66
12/1	Presbyterian	L, 70-45
12/3	at Mars Hill	L, 76-57
12/6	at Gardner-Webb	W, 80-66
12/8	Pfeiffer	W, 73-53
12/10	at Queens	W, 69-51
1/7	at Belmont Abbey	L, 65-64
1/9	Gardner-Webb	W, 83-82
1/14	Longwood	L, 96-95 (OT)
1/16	Lenoir-Rhyne	W, 69-67
1/18	at Limestone	W, 83-63
1/28	Limestone	W, 70-53
1/30	Presbyterian	L, 87-61
2/7	Queens	W, 86-80
2/9	at Erskine	L, 59-57
2/11	at Longwood	L, 69-57
2/15	at Furman	L, 78-63
2/18	at Newberry	W, 83-75
2/23	Newberry	W, 79-67
2/24	University of D.C.	L, 83-67
2/25	Longwood	W, 81-80

## 1995-96 Record: 4-21 H: 4-7, A: 0-14, N: 0-2

11/25	at Western Carolina #	L, 80-65
11/26	vs. College of Charleston #	L, 83-68
11/29	at Davidson	L, 93-55
12/1	at Liberty ^	L, 61-50
12/2	vs. Delaware State ^	L, 72-57
12/5	UNC Asheville	L, 65-63
12/9	UNC Wilmington	L, 71-47
12/17	at Navy	L, 59-47
12/19	at Colgate	L, 70-64
12/21	at Buffalo	L, 103-57
1/6	at Charleston Southern	L, 71-64
1/10	Furman	L, 76-66
1/14	at Loyola College	L, 65-38
1/17	Western Carolina	L, 73-50
1/22	Campbell	L, 64-53
1/25	at Winthrop	L, 75-65
1/27	Navy	W, 64-58
1/31	Montreat	W, 80-51
2/5	at Campbell	L, 74-58
2/14	College of Charleston	L, 63-62
2/17	Newberry	W, 78-61
2/19	at South Carolina	L, 87-47
2/24	Limestone	W, 67-57
2/29	Winthrop	L, 87-62
3/2	at Coastal Carolina	L, 47-38

# WCU Turkey Tipoff, Cullowhee, NC  
^ Lady Flames Classic, Lynchburg, VA

## 1996-97 Record: 3-24 H: 3-10, A: 0-14

11/24	UNC Wilmington	L, 77-53
11/26	at Campbell	L, 90-59
11/30	Morehead State	L, 80-79
12/2	at Chattanooga	L, 67-55
12/7	at South Carolina State	L, 72-60
12/14	at Liberty	L, 69-62
12/17	at Western Kentucky	L, 104-33
1/2	Chattanooga	L, 76-50
1/4	Liberty	L, 74-53
1/6	Charleston Southern	L, 73-54
1/8	at Coastal Carolina	L, 63-53
1/13	at Navy	L, 64-51
1/16	at Western Carolina	L, 74-60
1/18	Limestone	W, 68-38
1/20	Montreat	W, 70-49
1/22	Winthrop	L, 68-67
1/25	Navy	L, 67-53
1/27	Campbell	L, 89-72
1/29	at Mercer	L, 64-56
2/3	Marshall	L, 74-63
2/5	Coastal Carolina	L, 64-58
2/8	at Oral Roberts	L, 73-53
2/10	at #21 Arkansas	L, 76-39
2/17	at Winthrop	L, 80-60
2/20	at Furman	L, 72-48
2/23	Western Carolina	W, 53-50
2/24	at South Carolina	L, 80-50

## 1997-98 Record: 5-23, 1-15 SoCon H: 3-10, A: 1-12, N: 1-1

11/18	Mercer	W, 60-52
11/20	Montreat	W, 85-43
11/22	at UNC Wilmington	L, 72-71
11/30	South Carolina State	L, 82-72
12/4	at Appalachian State*	L, 59-56
12/6	at Samford	L, 85-74
12/16	at Marshall	L, 72-70
12/18	at Morehead State	L, 90-87
12/21	Harvard	L, 87-67
12/29	at Chattanooga*	L, 79-58
1/2	at Georgia Southern*	W, 79-72
1/5	East Tennessee State*	L, 89-77
1/8	Davidson*	L, 83-69
1/10	Limestone	W, 100-51
1/12	at Western Carolina*	L, 84-80
1/17	UNC Greensboro*	L, 93-86
1/19	Furman*	L, 79-72
1/24	at Davidson*	L, 79-66
1/26	Appalachian State*	L, 73-64
1/31	Chattanooga*	L, 100-92
2/3	Georgia Southern*	L, 82-64
2/7	at East Tennessee State*	L, 76-59
2/10	at #21 Clemson	L, 102-55
2/14	Western Carolina*	L, 71-62
2/16	at UNC Greensboro*	L, 74-53
2/19	at Furman*	L, 76-65
2/26	vs. Chattanooga^	W, 70-57
2/27	vs. Georgia Southern^	L, 84-57

\*Southern Conference game  
^Southern Conference Tournament, Greensboro, NC



**1998-99**

**Record: 9-19, 4-14 SoCon**  
**H: 6-7, A: 1-11, N: 2-1**

11/17	at South Carolina	L, 111-71
11/20	at Clemson	L, 101-59
11/28	at Harvard #	L, 76-72
11/29	vs. Ball State #	W, 70-69 (OT)
12/11	Limestone	W, 93-61
12/13	Eastern Kentucky	L, 83-82 (OT)
12/15	Samford	W, 73-64
12/18	Chattanooga*	L, 74-64
12/21	at Appalachian State*	L, 97-61
12/30	Georgia Southern*	L, 88-67
1/2	at East Tennessee State*	L, 76-64
1/5	College of Charleston*	L, 65-59 (OT)
1/8	Western Carolina*	L, 73-71
1/11	at UNC Greensboro*	L, 90-59
1/16	at Furman*	L, 75-65
1/18	Davidson*	W, 66-65
1/23	Appalachian State*	W, 79-67
1/26	at Chattanooga*	L, 74-66
1/30	at Georgia Southern*	W, 62-56
2/1	East Tennessee State*	L, 79-73
2/6	at College of Charleston*	L, 67-55
2/9	at Western Carolina*	L, 67-64
2/12	UNC Greensboro*	L, 66-63
2/15	Furman*	W, 73-61
2/18	Texas-Pan American	W, 93-60
2/20	at Davidson*	L, 78-53
2/25	vs. Chattanooga^	W, 73-69
2/26	vs. UNC Greensboro^	L, 95-58

# Harvard Tournament

\*Southern Conference game

^Southern Conference Tournament, Greensboro, NC

**1999-2000**

**Record: 10-18, 4-14 SoCon**  
**H: 4-8, A: 4-9, N: 2-1**

11/20	at Eastern Kentucky #	W, 100-84
11/21	vs. Morehead State #	W, 68-62
11/27	at SE Louisiana	L, 67-56
11/28	at New Orleans	L, 90-75
12/2	Montreat	W, 92-55
12/5	at Chattanooga*	L, 71-56
12/11	Clemson	L, 55-44
12/17	Limestone	W, 60-57
12/20	at Furman*	L, 79-42
1/2	at Georgia Southern*	L, 68-63
1/4	East Tennessee State*	W, 63-56
1/8	at College of Charleston*	W, 63-48
1/11	at Western Carolina*	W, 66-51
1/14	UNC Greensboro*	L, 60-50
1/18	Furman*	L, 62-54
1/22	at Davidson*	L, 67-62
1/24	at Appalachian State*	L, 70-60
1/29	Chattanooga*	L, 72-56
1/31	Georgia Southern*	L, 97-57
2/3	at Jacksonville	W, 57-54
2/6	at East Tennessee State*	L, 73-59
2/9	College of Charleston*	W, 72-64
2/12	Western Carolina*	L, 66-62
2/15	at UNC Greensboro*	L, 64-61
2/21	Davidson*	L, 80-63
2/26	Appalachian State*	L, 67-59
3/2	vs. Western Carolina^	W, 66-56
3/3	vs. Chattanooga^	L, 77-46

# SoCon/OVC Challenge, Richmond, KY

\*Southern Conference game

^Southern Conference Tournament, Greenville, SC

**2000-01**

**Record: 11-18, 6-12 SoCon**  
**H: 6-8, A: 3-9, N: 2-1**

11/17	at UCF #	L, 59-49
11/18	vs. UMBC #	W, 76-64
11/21	Winthrop	W, 72-54
11/28	Montreat	W, 89-45
12/3	at Central Michigan	L, 75-58
12/16	Limestone	W, 89-69
12/19	New Orleans	L, 74-63
12/21	Georgia Southern*	L, 87-75
12/28	at #23 Clemson	L, 73-63
12/30	at East Tennessee State*	W, 74-63
1/3	at College of Charleston*	L, 72-71
1/6	Western Carolina*	W, 71-61
1/9	at UNC Greensboro*	L, 77-50
1/13	at Furman*	L, 76-38
1/16	Davidson*	W, 71-54
1/20	Appalachian State*	W, 85-67
1/22	at Chattanooga*	L, 66-60
1/24	South Carolina	L, 87-45
1/27	at Georgia Southern*	L, 72-63
1/31	East Tennessee State*	L, 69-60
2/3	College of Charleston*	L, 76-66 (OT)
2/6	at Western Carolina*	L, 76-64
2/10	UNC Greensboro*	L, 61-47
2/12	Furman*	L, 80-61
2/17	at Davidson*	W, 85-58
2/20	at Appalachian State*	W, 73-49
2/24	Chattanooga*	L, 76-68
3/1	vs. Davidson^	W, 76-62
3/2	vs. Chattanooga^	L, 77-59

# Central Florida Tournament

\*Southern Conference game

^Southern Conference Tournament, Greenville, SC

**2001-02**

**Record: 16-13, 9-9 SoCon**  
**H: 9-4, A: 6-8, N: 1-1**

11/16	Louisiana-Lafayette	W, 74-71
11/18	at Winthrop	W, 78-62
11/20	Tennessee Wesleyan	W, 74-36
11/27	UNC Wilmington	W, 74-54
12/1	College of Charleston*	W, 82-67
12/5	East Tennessee State*	L, 76-74 (OT)
12/8	at #23 South Carolina	L, 77-53
12/14	Limestone	W, 102-43
12/16	at Louisiana Lafayette	L, 75-72
12/18	at New Orleans	W, 63-62
12/22	at Louisville	L, 83-59
12/30	at Western Carolina*	W, 97-88
1/5	at UNC Greensboro*	L, 81-75
1/8	Furman*	W, 75-71 (OT)
1/12	at Davidson*	W, 97-74
1/15	at Appalachian State*	W, 96-73
1/19	Chattanooga*	L, 78-43
1/21	Georgia Southern*	L, 80-63
1/26	at East Tennessee State*	L, 78-67
1/28	at College of Charleston*	W, 65-59
2/2	Western Carolina*	W, 77-62
2/5	UNC Greensboro*	L, 67-61
2/9	at Furman*	L, 81-72
2/11	Davidson*	W, 77-53
2/16	Appalachian State*	W, 93-83
2/18	at Chattanooga*	L, 78-67
2/23	at Georgia Southern*	L, 89-69
3/1	vs. Georgia Southern^	W, 73-63
3/2	vs. Chattanooga^	L, 65-61 (OT)

\*Southern Conference game

^Southern Conference Tournament, Charleston, SC

**2002-03**

**Record: 4-24, 1-17 SoCon**  
**H: 3-10, A: 0-12, N: 1-2**

11/22	at Indiana\$	L, 90-34
11/23	vs. Houston\$	L, 78-61
11/26	Limestone	W, 87-48
11/29	Coastal Carolina	L, 74-72
12/4	at #23 South Carolina	L, 99-46
12/6	at Georgia State#	L, 59-58
12/7	vs. Chicago State#	W, 65-61
12/16	Belmont	L, 76-51
12/19	Montreat	W, 80-61
12/30	at College of Charleston*	L, 81-63
1/4	Western Carolina*	L, 70-53
1/6	UNC Greensboro*	W, 61-50
1/11	Appalachian State*	L, 73-59
1/13	Davidson*	L, 73-48
1/18	at Furman*	L, 90-64
1/20	at Chattanooga*	L, 76-47
1/25	at Georgia Southern*	L, 75-61
1/27	East Tennessee State*	L, 70-65
2/1	College of Charleston*	L, 79-67
2/3	at Western Carolina*	L, 75-59
2/8	at UNC Greensboro*	L, 76-43
2/10	Furman*	L, 95-53
2/15	at Davidson*	L, 82-52
2/18	at Appalachian State*	L, 84-65
2/22	Georgia Southern*	L, 74-59
2/24	Chattanooga*	L, 94-57
3/1	at East Tennessee State*	L, 85-79
3/5	vs. Davidson^	L, 72-70

\$ Indiana Classic, Bloomington, IN

# Hyatt Regency Atlanta Invitational, Atlanta, GA

\*Southern Conference game

^ Southern Conference Tournament, Charleston, SC

**2003-04**

**Record: 0-28, 0-20 SoCon**  
**H: 0-13, A: 0-14, N: 0-1**

11/21	at Nebraska	L, 104-46
11/23	Georgia State	L, 61-47
11/25	New Orleans	L, 79-76
11/28	at Coastal Carolina	L, 65-55
12/3	at UNC Greensboro*	L, 62-50
12/6	at Davidson*	L, 79-61
12/13	at #16 North Carolina	L, 94-40
12/17	at Belmont	L, 86-71
12/20	at East Tennessee State*	L, 74-68
12/22	Chattanooga*	L, 77-49
12/30	at Western Carolina*	L, 79-63
1/3	at Elon*	L, 81-68
1/5	Furman*	L, 70-40
1/10	UNC Asheville	L, 78-59
1/13	at Appalachian State*	L, 78-66
1/17	Georgia Southern*	L, 87-64
1/19	College of Charleston*	L, 70-64
1/24	East Tennessee State*	L, 80-65
1/31	Elon*	L, 82-67
2/3	at Furman*	L, 78-46
2/9	Appalachian State*	L, 65-48
2/11	at Chattanooga*	L, 74-56
2/14	at Georgia Southern*	L, 68-39
2/16	at College of Charleston*	L, 58-51
2/21	Davidson*	L, 65-51
2/23	Western Carolina*	L, 78-59
2/28	UNC Greensboro*	L, 59-53
3/3	vs. Western Carolina^	L, 60-38

\*Southern Conference game

^Southern Conference Tournament, Charleston, SC





# ALL-TIME RESULTS

## 2004-05

Record: 4-24, 2-18 SoCon

H: 3-9, A: 1-13, N: 0-2

11/19	Coker	W, 65-46
11/22	at UNC Wilmington	L, 83-58
11/24	Southern Virginia	W, 86-47
11/27	at Birmingham-Southern#	L, 65-57
11/28	vs. Samford#	L, 54-46
12/1	at #2 North Carolina	L, 89-51
12/4	Davidson*	L, 76-66
12/8	Western Carolina*	L, 75-68
12/11	at UNC Asheville	L, 82-80 (OT)
12/18	at East Tennessee State*	L, 77-51
12/20	at Chattanooga*	L, 85-43
12/30	UNC Greensboro*	L, 69-52
1/2	Elon*	W, 68-61
1/5	at Furman*	L, 63-51
1/10	Appalachian State*	L, 66-45
1/15	at Georgia Southern*	L, 68-54
1/17	at College of Charleston*	L, 68-63 (OT)
1/22	East Tennessee State*	L, 91-73
1/24	Chattanooga*	L, 67-39
2/1	Furman*	L, 64-60
2/3	at Elon*	L, 66-43
2/7	at Appalachian State*	W, 76-68
2/12	Georgia Southern*	L, 63-58
2/14	College of Charleston*	L, 96-72
2/19	at Davidson*	L, 87-59
2/21	at Western Carolina*	L, 79-71
2/26	at UNC Greensboro*	L, 70-55
3/2	vs. Western Carolina^	L, 79-62

#-Sheraton Roundball Classic, Birmingham, AL

\*Southern Conference game

^Southern Conference Tournament, Chattanooga, TN

## 2006-07

Record: 13-16, 7-11 SoCon

H: 9-5, A: 4-10, N: 0-1

11/10	Gardner-Webb	W, 57-47
11/13	Southern Virginia	W, 83-48
11/15	Charleston Southern	W, 86-60
11/18	at West Virginia	L, 78-30
11/20	at North Carolina A&T	W, 66-60
11/22	at Wake Forest	L, 74-72
12/1	Winthrop	W, 77-51
12/6	at #2 North Carolina	L, 95-36
12/8	Montreat	W, 81-49
12/17	Western Carolina*	L, 76-67
12/19	Chattanooga*	L, 96-62
12/22	at Clemson	L, 94-81
1/2	at Georgia Southern*	L, 74-58
1/6	College of Charleston*	W, 56-47
1/9	Elon*	W, 56-47
1/13	at Furman*	L, 48-40
1/16	at Appalachian State*	W, 69-65
1/20	at Davidson*	L, 86-39
1/22	UNC Greensboro*	L, 62-54
1/27	at Western Carolina*	L, 79-65
1/29	Georgia Southern*	L, 82-67
2/3	at Coll. of Charleston*	W, 41-39
2/6	at Elon*	W, 50-43
2/10	Furman*	L, 51-47
2/12	Appalachian State*	W, 63-52
2/17	Davidson*	W, 68-65 (OT)
2/19	at UNC Greensboro*	L, 71-66 (OT)
2/24	at Chattanooga*	L, 68-49
3/1	vs. Davidson^	L, 71-62

\*Southern Conference game

^Southern Conference Tournament, North Charleston, SC

## 2008-09

Record: 5-24, 3-17 SoCon

H: 4-9, A: 1-14, N: 0-1

11/19	Coastal Carolina	L, 67-64
11/25	at #2 North Carolina	L, 96-42
11/28	at Bethune-Cookman	L, 75-70
11/30	at North Florida	L, 71-60
12/2	Gardner-Webb	W, 78-72
12/4	Samford*	L, 67-62
12/6	at Fordham	L, 55-53
12/13	Chattanooga*	L, 82-61
12/16	Western Carolina*	L, 91-66
12/19	at Bucknell	L, 74-66
12/30	at Davidson*	L, 83-68
1/3	at Furman*	L, 70-69
1/5	Southern Virginia	W, 96-59
1/10	Elon*	W, 63-61
1/12	at Georgia Southern*	L, 70-48
1/17	College of Charleston*	L, 64-57
1/19	at UNC Greensboro*	L, 68-56
1/24	at Chattanooga*	L, 57-46
1/26	at Samford*	L, 81-60
1/31	Davidson*	W, 86-72
2/2	Appalachian State*	L, 65-60
2/7	Furman*	L, 69-60
2/11	at Appalachian State*	L, 72-68
2/14	at College of Charleston*	L, 75-53
2/16	UNC Greensboro*	L, 74-62
2/21	at Elon*	W, 56-51
2/23	Georgia Southern*	L, 62-61
2/28	at Western Carolina*	L, 77-55
3/5	vs. UNC Greensboro^	L, 83-64

\*Southern Conference game

^Southern Conference tournament, Chattanooga, TN

## 2005-06

Record: 7-21, 3-15 SoCon

H: 5-7, A: 2-13, N: 0-1

11/18	Montreat	W, 97-48
11/21	at Charleston Southern	L, 68-61
11/23	Southern Virginia	W, 86-45
11/26	North Carolina A&T	W, 94-50
11/30	at Gardner-Webb	W, 64-57
12/8	at #7 North Carolina	L, 87-50
12/10	at Chattanooga*	L, 104-58
12/18	at Pacific	L, 70-56
12/20	at Sacramento State	L, 71-57
12/31	Western Carolina*	L, 79-54
1/2	Georgia Southern*	L, 82-63
1/4	at Winthrop	L, 56-44
1/7	at College of Charleston*	L, 59-50
1/10	at Elon*	L, 63-43
1/14	Furman*	W, 70-69
1/17	Appalachian State*	L, 80-65
1/21	Davidson*	L, 81-72 (OT)
1/24	at UNC Greensboro*	L, 84-64
1/28	at Western Carolina*	W, 69-64
1/30	at Georgia Southern*	L, 80-73
2/4	College of Charleston*	L, 59-45
2/7	Elon*	W, 49-44
2/11	at Furman*	L, 69-53
2/14	at Appalachian State*	L, 75-56
2/18	at Davidson*	L, 58-43
2/21	UNC Greensboro*	L, 67-55
2/25	Chattanooga*	L, 96-61
3/2	vs. Georgia Southern^	L, 77-66

\*Southern Conference game

^Southern Conference Tournament, Charleston, SC

## 2007-08

Record: 10-21, 2-16 SoCon

H: 5-7, A: 3-13, N: 2-1

11/11	at Coastal Carolina	L, 59-58
11/14	Southern Virginia	W, 86-48
11/20	at SE Louisiana	W, 69-68
11/27	at Virginia Tech	L, 75-60
12/1	Elon*	L, 66-57
12/4	at Gardner-Webb	W, 75-68
12/9	at #5 North Carolina	L, 102-42
12/15	UNC Greensboro*	W, 58-44
12/18	vs. Savannah State#	W, 65-55
12/19	at North Florida#	W, 51-42
12/29	North Florida	W, 58-44
1/2	Bethune-Cookman	W, 83-71 (OT)
1/5	Furman*	W, 78-71
1/7	at Kentucky	L, 67-57
1/12	at Georgia Southern*	L, 60-54
1/14	at College of Charleston*	L, 59-44
1/19	Western Carolina*	L, 76-55
1/21	Chattanooga*	L, 74-49
1/26	at Davidson*	L, 70-58
1/28	at Appalachian State*	L, 92-79
2/2	at Furman*	L, 83-44
2/9	Georgia Southern*	L, 62-56
2/11	College of Charleston*	L, 60-53
2/16	at Western Carolina*	L, 87-65
2/18	at Chattanooga*	L, 85-63
2/23	Davidson*	L, 84-76 (OT)
2/25	Appalachian State*	L, 74-69
2/28	at UNC Greensboro*	L, 66-63
3/1	at Elon*	L, 59-47
3/6	vs. Furman^	W, 57-50
3/7	vs. Western Carolina^	L, 78-61

\* - Southern Conference game

# - UNF Holiday Classic, Jacksonville, FL

^ - Southern Conference Tournament, North Charleston, SC

## 2009-10

Record : 8-21, 6-14 SoCon

H: 6-6, A: 2-14, N: 0-1

11/13	at Campbell	L, 80-78
11/15	at UNCW	L, 84-53
11/18	Norfolk State	W, 77-75 (OT)
11/20	at Western Carolina*	L, 71-65
11/28	at Georgetown	L, 90-57
12/1	at Gardner-Webb	L, 78-55
12/5	at Samford*	L, 71-58
12/9	at Chattanooga*	L, 89-71
12/13	at Davidson*	L, 90-68
12/19	at Wake Forest	L, 85-55
12/21	at Clemson	L, 67-51
1/5	at Furman*	L, 72-53
1/8	UNCG*	W, 61-60
1/11	at College of Charleston*	L, 65-52
1/16	Georgia Southern*	L, 58-56
1/18	at Elon*	W, 61-60 (OT)
1/23	Samford*	L, 65-43
1/25	Chattanooga*	L, 78-72
1/27	Southern Virginia	W, 89-35
1/30	at Appalachian State*	L, 62-54
2/2	Davidson*	L, 66-60
2/8	Furman*	W, 53-47
2/12	at UNCG*	W, 57-55
2/15	College of Charleston*	L, 65-51
2/20	at Georgia Southern*	L, 68-50
2/22	Elon*	W, 69-64
2/25	Appalachian State*	L, 76-62
2/27	Western Carolina*	W, 75-71 (OT)
3/4	Elon^	L, 67-53

\* - Southern Conference game

^ - Southern Conference Tournament, Charlotte, NC



**2010-11**

**Record: 8-22, 3-17 SoCon**

**H: 6-10, A: 1-11, N: 1-1**

11/12	Gardner-Webb	L, 62-47
11/14	at Virginia Tech	L, 93-53
11/17	Campbell	W, 85-81
11/22	Southern Virginia	W, 83-35
11/24	UNC Wilmington	L, 82-48
11/27	at Norfolk State	L, 66-51
12/1	Georgia Southern*	W, 78-66
12/12	Bluefield	W, 83-36
12/18	at UNCG*	L, 80-67
12/21	Bucknell	W, 80-75
1/2	at Chattanooga*	L, 93-88
1/4	at Samford*	L, 79-62
1/8	Appalachian State*	L, 81-60
1/13	College of Charleston*	W, 76-67
1/16	Elon*	L, 64-47
1/19	at Furman*	L, 80-44
1/22	Davidson*	L, 80-50
1/24	at Georgia Southern	L, 57-41
1/29	UNCG*	L, 60-51
2/5	Chattanooga*	L, 72-45
2/7	Samford*	L, 68-48
2/9	at Western Carolina*	W, 64-60
2/12	at Elon*	L, 73-60
2/14	at College of Charleston*	L, 63-46
2/16	Furman*	L, 88-65
2/19	at Appalachian State	L, 74-59
2/21	Western Carolina*	L, 68-58
2/27	at Davidson*	L, 88-57
3/3	UNCG^	W, 69-64
3/5	Chattanooga^	L, 68-58

\* - Southern Conference game

^ - Southern Conference Tournament, Chattanooga, TN

**2011-12**

**Record: 13-18, 5-15 SoCon**

**H: 9-6, A: 3-10, N: 1-2**

11/11	at Kennesaw State	W, 66-62
11/14	North Carolina Central	W, 73-58
11/19	Norfolk State	W, 50-45
11/23	Bluefield	W, 60-40
11/29	Southern Virginia	W, 87-51
12/3	at Gardner-Webb	W, 58-50
12/5	at College of Charleston*	L, 49-44
12/7	at Old Dominion University	L, 70-58
12/10	vs Radford	L, 63-46
12/17	UNCG*	W, 62-47
12/19	Elon*	L, 74-68
12/22	North Carolina A&T	W, 68-61
1/2	at Georgia Southern*	L, 56-48
1/9	Davidson*	W, 63-59
1/13	at Chattanooga*	L, 74-67
1/15	at Samford*	L, 82-59
1/18	Appalachian State*	L, 59-58
1/21	College of Charleston*	L, 56-55
1/23	at Furman*	L, 75-66
1/28	at Western Carolina*	L, 69-60
1/30	Georgia Southern*	W, 70-55
2/4	Chattanooga*	L, 51-39
2/6	Samford*	W, 73-59
2/8	at Appalachian State*	L, 75-46
2/11	Western Carolina*	L, 58-54
2/20	at Davidson*	L, 63-39
2/22	Furman*	L, 72-53
2/25	at Elon*	L, 72-59
2/27	at UNCG*	W, 65-57
3/2	vs College of Charleston^	W, 64-53
3/3	vs Davidson^	L, 69-58

\* - Southern Conference game

^ - Southern Conference Tournament, Asheville, NC

**2012-13**

**Record: 8-21, 3-17 SoCon**

**H: 4-8, A: 3-12, N: 1-1**

11/9	North Carolina State#	L, 85-45
11/10	vs. Maine#	W, 79-76
11/15	at UNC Asheville	W, 58-54
11/24	Kennesaw State	W, 66-49
11/26	at NC Central	W, 50-39
11/29	at Chattanooga*	L, 68-54
12/1	at Samford*	L, 52-46
12/17	at Alabama	W, 58-52
12/19	Gardner-Webb	L, 62-57
12/30	at Seton Hall	L, 57-53
1/5	at Western Carolina*	L, 54-40
1/9	Elon*	L, 67-57
1/12	Davidson*	L, 58-45
1/14	Appalachian State*	L, 68-65
1/20	at Georgia Southern*	L, 61-58
1/23	College of Charleston	W, 56-55
1/26	at Furman	L, 70-61
1/28	UNCG*	L, 87-75
2/2	Samford*	L, 59-45
2/4	Chattanooga*	L, 63-44
2/11	Western Carolina*	W, 54-50
2/16	at Appalachian State*	L, 77-50
2/18	at Davidson*	L, 67-54
2/20	at Elon*	L, 62-58
2/23	Georgia Southern*	L, 68-59
2/25	at College of Charleston*	L, 69-60
3/2	Furman*	W, 75-57
3/4	at UNCG*	L, 68-50
3/8	Samford^	L, 59-55

# - Sheraton Raleigh Wolfpack Invitational

\* - Southern Conference game

^ - Southern Conference Tournament, Asheville, NC

**2013-14**

**Record: 6-23, 4-14 SoCon**

**H: 6-6, A: 0-15, N: 0-2**

11/10	at Clemson	L, 50-72
11/14	UNC Asheville	W, 67-55
11/20	at Charleston So.	L, 45-68
11/24	at Norfolk State	L, 59-67
11/30	North Carolina Central	L, 44-53
12/4	Bluefield College (Va.)	W, 63-44
12/7	at Davidson*	L, 74-88
12/14	at Gardner-Webb	L, 57-68
12/16	at Georgia Southern*	L, 70-79
12/19	at Marshall	L, 56-71
12/28	at #8 Maryland #	L, 53-110
12/29	vs. Howard #	L, 55-63
1/4	Western Carolina*	W, 61-58
1/6	Appalachian State*	L, 43-63
1/11	at Furman*	L, 58-82
1/18	at Chattanooga*	L, 36-75
1/20	at Samford*	L, 52-64
1/25	UNCG*	W, 76-70 (OT)
1/27	Elon*	W, 68-65
2/1	at Appalachian State*	L, 54-61
2/3	at Western Carolina*	L, 47-66
2/8	Furman*	L, 72-80
2/15	Samford*	L, 52-64
2/17	Chattanooga*	L, 48-64
2/22	at Elon*	L, 59-82
2/24	at UNCG*	L, 79-87
2/28	Georgia Southern*	W, 73-49
3/2	Davidson*	L, 67-83
3/7	Georgia Southern^	L, 62-75

# - University of Maryland Terrapin Classic

\* - Southern Conference Game

^ - Southern Conference Tournament, Asheville, NC

**2014-15**

**Record: 8-22, 3-11 SoCon**

**H: 5-9, A: 3-11, N: 0-2**

11/15	at Xavier	L, 75-51
11/17	at Ohio	L, 84-37
11/22	Charleston So.	W, 55-48
11/25	at Jacksonville State	L, 70-55
11/29	Gardner-Webb	L, 65-60
12/2	South Carolina State	L, 59-53 (OT)
12/6	at UNC - Asheville	W, 70-52
12/13	Montreat	W, 87-36
12/15	at Radford	L, 60-59
12/18	William & Mary	L, 71-51
12/20	North Florida#	L, 68-60
12/21	Florida International#	L, 83-75
1/2	NJIT	L, 76-50
1/6	at NC Central	W, 69-55
1/10	Chattanooga*	L, 70-43
1/12	ETSU*	L, 79-47
1/17	at Mercer*	L, 80-51
1/19	Bluefield (Va.)	W, 69-45
1/24	at ETSU*	L, 69-47
1/26	at Furman*	L, 58-56
1/31	UNCG*	W, 77-64
2/2	Western Carolina*	W, 59-49
2/7	at Samford*	L, 69-50
2/9	at #21 Chattanooga*	L, 68-41
2/14	Samford*	L, 68-43
2/16	Mercer*	L, 63-51
2/21	at Western Carolina*	W, 63-55
2/23	at UNCG*	L, 65-59
2/28	Furman*	L, 70-53
3/5	Mercer^	L, 54-75

# - UNF Holiday Classic

\* - Southern Conference game

^ - Southern Conference Tournament, Asheville, NC

**2015-16**

**Record: 9-20, 3-11 SoCon**

**H: 8-6, A: 1-13, N: 0-1**

11/13	at Minnesota	L, 54-98
11/17	UNC Asheville	L, 63-70
11/19	at Gardner-Webb	L, 61-64
11/23	at Charleston Southern	L, 64-74
11/25	at Virginia Tech	L, 42-73
11/28	Jacksonville State	W, 66-54
11/30	at South Carolina State	L, 47-60
12/3	at William & Mary	L, 55-75
12/13	Bluefield College (Va.)	W, 69-58
12/15	North Carolina Central	W, 60-37
12/18	Radford	W, 79-70
12/21	at Coastal Carolina	L, 69-83
1/2	Kennesaw State	W, 70-59
1/7	Chattanooga*	L, 40-53
1/9	ETSU*	L, 54-70
1/16	Furman*	L, 61-70
1/18	Montreat	W, 83-48
1/20	at UNCG*	W, 58-56 (OT)
1/25	at Western Carolina*	L, 72-74
1/28	Mercer*	L, 61-70
1/30	Samford*	L, 39-58
2/4	at ETSU*	L, 69-70
2/6	at Chattanooga*	L, 48-65
2/13	at Furman*	L, 64-70
2/18	Western Carolina*	W, 72-71
2/20	UNCG*	W, 104-64
2/25	at Mercer*	L, 32-80
2/27	at Samford*	L, 48-50
3/3	Samford^	L, 43-63

\* - Southern Conference game

^ - Southern Conference Tournament, Asheville, NC



# ALL-TIME RESULTS

## 2016-17 Record: 13-17, 3-11 SoCon H: 7-5, A: 6-9, N: 0-3

11/12	at N.C. State	L, 80-40
11/17	Erskine	W, 116-74
11/19	South Carolina State	W, 66-65
11/22	Gardner-Webb	W, 75-66
11/27	at Omaha	L, 89-64
11/30	vs. #19 Florida	L, 74-51
12/3	at N.C. Central	W, 64-54
12/5	Coastal Carolina	W, 67-62
12/10	at UNC Asheville	L, 84-65
12/17	at UNC Wilmington	W, 71-67
12/19	at Charleston Southern	W, 59-45
12/30	at North Florida #	W, 79-60
12/31	vs. Jacksonville #	L, 66-60
1/2	at Kennesaw State	W, 78-49
1/5	Western Carolina*	W, 68-59
1/7	UNCG*	W, 54-48
1/14	Furman*	L, 69-49
1/16	Montreat	W, 71-30
1/19	at Samford*	L, 57-54
1/21	at Mercer*	L, 54-39
1/26	Chattanooga*	L, 71-61
1/28	ETSU*	L, 77-69
2/1	at UNCG*	L, 67-61
2/4	at Western Carolina*	L, 69-66
2/11	at Furman*	L, 65-60
2/16	Mercer*	L, 61-46
2/18	Samford*	L, 55-48
2/23	at ETSU*	W, 54-52
2/25	at Chattanooga*	L, 76-56
3/2	Mercer^	L, 67-42

# - Best Western New Year Classic, Jacksonville, FL

\* - Southern Conference game

^ - Southern Conference Tournament, Asheville, NC

## 2017-18 Record: 10-20, 3-11 SoCon H: 8-8, A: 2-11, N: 0-1

11/12	at Georgia	L, 56-95
11/16	South Wesleyan University	W, 104-57
11/19	at #4 South Carolina	L, 60-94
11/21	North Carolina Central University	W, 77-56
11/26	Nebraska-Omaha	L, 60-64
11/28	Bob Jones	W, 96-54
11/30	UNC Asheville	W, 70-68
12/5	at Gardner-Webb	L, 55-73
12/9	at Winthrop	W, 73-68
12/16	UNC Wilmington	L, 60-65
12/18	at College of Charleston	L, 51-59
12/20	at Coastal Carolina	L, 51-67
12/30	Charleston Southern	L, 45-68
1/1	North Florida	W, 69-57
1/4	Mercer*	L, 46-71
1/6	Samford*	W, 58-46
1/11	at UNCG*	L, 51-66
1/13	at Western Carolina*	W, 54-48
1/15	Brevard	W, 85-46
1/18	Chattanooga*	L, 47-54
1/20	ETSU*	L, 58-61
1/27	Furman*	W, 79-48
2/1	at Samford*	L, 77-81
2/3	at Mercer*	L, 39-80
2/8	Western Carolina*	L, 62-68
2/10	UNCG*	L, 75-81
2/15	at ETSU*	L, 53-82
2/17	at Chattanooga*	L, 46-76
2/24	at Furman*	L, 57-63
3/1	at ETSU^	L, 64-78

\* - Southern Conference game

^ - Southern Conference Tournament, Asheville, NC

## 2018-19 Record: 16-15, 7-7 SoCon H: 12-1, A: 3-13, N: 1-1

11/6	at Georgia Southern	W, 81-65
11/8	at Clemson	L, 77-85
11/11	at Charlotte	L, 63-85
11/16	at Presbyterian	L, 50-61
11/18	College of Charleston	W, 78-58
11/20	Winthrop	W, 70-53
11/25	at UNC Asheville	L, 46-60
11/29	Gardner-Webb	W, 59-53
12/4	Warren Wilson	W, 107-30
12/8	at Longwood	W, 101-72
12/15	at N.C. Central	L, 59-66
12/17	at Appalachian State	L, 70-94
12/19	Brevard	W, 106-52
12/30	at Georgia Tech	L, 40-81
1/3	Southern Wesleyan	W, 110-47
1/10	Western Carolina*	W, 91-65
1/12	UNCG*	W, 93-66
1/17	at Chattanooga*	L, 82-89
1/19	at ETSU*	L, 79-92
1/26	at Furman*	L, 50-63
1/31	Mercer*	L, 79-81
2/2	Samford*	W, 71-62
2/6	at UNCG*	L, 61-77
2/9	at Western Carolina*	W, 63-55
2/14	ETSU*	W, 77-74
2/16	Chattanooga*	W, 64-60
2/23	Furman*	W, 84-75
2/28	at Samford*	L, 62-79
3/2	at Mercer*	L, 59-65
3/7	vs. ETSU^	W, 75-66
3/8	vs. Mercer^	L, 51-69

\* Southern Conference game

^ Southern Conference Tournament, Asheville, NC

## 2019-20 Record: 15-15, 7-6 SoCon H: 11-5, A: 3-9, N: 1-1

11/6	at Auburn	L, 82-84
11/10	at Wisconsin	L, 65-78
11/14	at Gardner-Webb	L, 53-67
11/17	Coastal Carolina	L, 73-78
11/20	Longwood	W, 79-76
11/23	Winthrop	W, 60-59
11/26	Presbyterian	W, 67-60
12/1	Georgia Southern	L, 57-70
12/4	Appalachian State	L, 51-54
12/7	Bob Jones	W, 89-38
12/15	UNC Asheville	W, 75-38
12/17	Erskine	W, 100-38
12/20	at Northern Kentucky	L, 72-80
12/30	at Kansas	L, 64-83
1/2	Brevard	W, 82-34
1/9	Samford*	L, 58-74
1/11	Mercer*	W, 77-49
1/16	at Chattanooga*	L, 76-80
1/18	at ETSU*	W, 76-47
1/23	Western Carolina*	W, 76-63
1/25	UNCG*	W, 66-61
2/1	Furman*	W, 66-62
2/6	at Mercer*	L, 53-54
2/8	at Samford*	W, 69-63
2/13	ETSU*	W, 86-62
2/15	Chattanooga*	L, 49-51
2/20	at UNCG*	L, 45-49
2/22	at Western Carolina*	W, 65-58
2/29	at Furman*	L, 56-62
3/5	vs. Furman^	L, 54-68

\* - Southern Conference game

^ - Southern Conference Tournament, Asheville, NC

## 2020-21 Record: 13-11, 7-7 SoCon H: 7-2, A: 4-8, N: 2-1

11/25	Winthrop	W, 65-50
11/29	at College of Charleston	L, 61-69
12/2	at High Point	W, 53-50
12/6	at UNC-Asheville	W, 76-50
12/13	at Xavier	L, 64-70
12/19	at #9 Kentucky	L, 37-98
1/2	Erskine	W, 88-49
1/9	Furman*	W, 61-54
1/14	ETSU*	W, 75-49
1/16	ETSU*	W, 79-78
1/21	at Western Carolina*	W, 65-45
1/23	at Western Carolina*	L, 54-65
1/28	at UNCG*	L, 51-55
1/30	at UNCG*	W, 63-59
2/4	Chattanooga*	L, 52-60
2/6	Chattanooga*	W, 67-44
2/11	Samford*	W, 70-62
2/13	Samford*	L, 55-80
2/19	at Mercer*	L, 47-54
2/21	at Mercer*	L, 74-83
2/25	at Furman*	L, 52-58
3/4	vs. UNCG^	W, 78-66
3/5	vs. ETSU^	W, 75-64
3/7	vs. Mercer^	L, 38-60

\* Southern Conference game

^ Southern Conference Tournament, Asheville, NC

## 2021-22 Record: 17-14, 11-3 SoCon H: 10-4, A: 6-7, N: 1-3

11/9	College of Charleston	L, 48-80
11/12	at #5 NC State #	L, 57-90
11/14	vs. Towson #	L, 48-64
11/15	vs. Florida #	L, 47-61
11/19	Southern Wesleyan	W, 106-55
11/23	UNC Asheville	L, 64-70
11/30	High Point	W, 74-52
12/4	at Coastal Carolina	L, 46-58
12/8	Brevard	W, 101-37
12/12	at Appalachian State	W, 78-65
12/17	at Clemson	L, 49-84
12/20	Northern Kentucky	L, 64-84
12/30	at Tulane	L, 62-72
1/1	Erskine	W, 72-26
1/6	Western Carolina*	W, 72-48
1/13	at Furman*	W, 74-69
1/20	at Samford*	W, 80-69
1/22	at Mercer*	L, 53-67
1/27	Chattanooga*	W, 76-53
1/29	ETSU*	W, 73-51
2/3	at UNCG*	W, 63-45
2/5	at Western Carolina*	W, 71-49
2/12	Furman*	W, 72-54
2/17	Mercer*	L, 57-74
2/19	Samford*	W, 60-52
2/21	UNCG*	W, 55-47
2/24	at ETSU*	L, 64-70
2/26	at Chattanooga*	W, 84-75
3/3	vs. ETSU^	W, 66-54
3/4	vs. Furman^	L, 59-64
3/17	at Middle Tennessee ~	L, 56-86

# - Preseason WNIT Classic, Raleigh, NC

\* - Southern Conference game

^ - Southern Conference Tournament, Asheville, NC

~ - Postseason WNIT





**Alabama (Tuscaloosa, Ala.)**  
Overall: 1-0  
Home: 0-0 • Away: 1-0 • Neutral: 0-0

Date	Site	Result	Score
12/17/12	A	W	58-52

**Alabama A&M (Huntsville, Ala.)**  
Overall: 0-1  
Home: 0-0 • Away: 0-0 • Neutral: 0-1

Date	Site	Result	Score
11/17/90	N	L	81-76

**Alabama-Huntsville (Huntsville, Ala.)**  
Overall: 0-1  
Home: 0-0 • Away: 0-1 • Neutral: 0-0

Date	Site	Result	Score
11/16/90	A	L	84-74

**Appalachian State (Boone, N.C.)**  
Overall: 9-30  
Home: 4-15 • Away: 5-15 • Neutral: 0-0

Date	Site	Result	Score
11/23/85	H	L	83-46
1/8/87	A	L	97-57
12/4/97	A	L	59-56
1/26/98	H	L	73-64
12/21/98	A	L	97-61
1/23/99	H	W	79-67
1/24/00	A	L	70-60
2/26/00	H	L	67-59
1/20/01	H	W	85-67
2/20/01	A	W	73-49
1/15/02	A	W	96-73
2/16/02	H	W	93-83
1/11/03	H	L	73-59
2/18/03	A	L	84-65
1/13/04	A	L	78-66
2/9/04	H	L	65-48
1/10/05	H	L	66-45
2/7/05	A	W	76-68
1/17/06	H	L	80-65
2/14/06	A	L	75-56
1/16/07	A	W	69-65
2/12/07	H	W	63-52
1/28/08	A	L	92-79
2/25/08	H	L	74-69
2/2/09	H	L	65-60
2/11/09	A	L	72-68
1/30/10	H	L	62-54
2/25/10	A	L	76-62
1/8/11	H	L	60-81
2/19/11	A	L	59-74
1/18/12	H	L	59-58
2/8/12	A	L	75-46
1/14/13	H	L	68-65
2/16/13	A	L	77-50
1/6/14	H	L	63-43
2/1/14	A	L	61-54
12/17/18	A	L	94-70
12/4/19	H	L	54-51
12/12/21	A	W	78-65

**Arkansas (Fayetteville, Ark.)**  
Overall: 0-1  
Home: 0-0 • Away: 0-1 • Neutral: 0-0

Date	Site	Result	Score
------	------	--------	-------

2/10/97 A L 76-39

**Auburn (Auburn, Ala.)**  
Overall: 0-1  
Home: 0-0 • Away: 0-1 • Neutral: 0-0

Date	Site	Result	Score
11/6/19	A	L	84-82

**Auburn-Montgomery (Montgomery, Ala.)**  
Overall: 0-1  
Home: 0-1 • Away: 0-0 • Neutral: 0-0

Date	Site	Results	Score
1/14/89	H	L	87-59

**Ball State (Muncie, Ind.)**  
Overall: 1-0  
Home: 1-0 • Away: 0-0 • Neutral: 0-0

Date	Site	Results	Score
11/29/98	N	W	70-69 (OT)

**Barry (Miami, Fla.)**  
Overall: 1-0  
Home: 0-0 • Away: 1-0 • Neutral: 0-0

Date	Site	Result	Score
1/3/92	A	W	79-65

**Belmont (Nashville, Tenn.)**  
Overall: 0-2  
Home: 0-1 • Away: 0-1 • Neutral: 0-0

Date	Site	Result	Score
12/16/02	H	L	76-51
12/17/03	A	L	86-71

**Belmont Abbey (Belmont, N.C.)**  
Overall: 3-13  
Home: 2-5 • Away: 1-8 • Neutral: 0-0

Date	Site	Result	Score
1/31/81	A	L	85-68
2/14/81	H	W	78-65
2/23/85	A	L	69-59
1/14/86	H	L	70-54
1/14/88	A	L	57-43
2/17/88	H	L	64-59
12/3/88	H	L	57-55
12/7/88	A	L	71-56
1/30/89	A	W	62-45
12/2/89	H	L	65-60
1/29/90	A	L	63-50
11/24/90	A	L	79-69
1/14/91	H	L	69-68
2/10/92	A	L	64-62
11/24/92	H	W	80-71
1/7/95	A	L	65-64

**Bethune-Cookman (Daytona Beach, Fla.)**  
Overall: 1-1  
Home: 1-0 • Away: 0-1 • Neutral: 0-0

Date	Site	Result	Score
1/2/08	H	W	83-71 (OT)
11/28/08	A	L	75-70 (OT)

**Birmingham-Southern (Birmingham, Ala.)**  
Overall: 0-1  
Home: 0-0 • Away: 0-1 • Neutral: 0-0

Date	Site	Result	Score
11/27/05	A	L	65-57

**Bluefield College (Bluefield, Va.)**  
Overall: 6-0  
Home: 5-0 • Away: 0-0 • Neutral: 1-0

Date	Site	Result	Score
1/27/89	N	W	84-62
12/12/10	H	W	83-36
11/23/11	H	W	60-40
12/4/13	H	W	63-44
1/19/15	H	W	69-45
12/13/15	H	W	69-58

**Bob Jones (Greenville, S.C.)**  
Overall: 1-0  
Home: 1-0 • Away: 0-0 • Neutral: 0-0

Date	Site	Result	Score
12/7/19	H	W	89-38

**Brevard College (Brevard, N.C.)**  
Overall: 5-3  
Home: 5-1 • Away: 0-0 • Neutral: 0-2

Date	Site	Result	Score
12/6/80	N	L	65-59
12/3/81	N	L	80-67
12/2/83	H	L	86-69
12/6/85	H	W	86-67
1/15/18	H	W	85-46
12/19/18	H	W	106-52
1/2/20	H	W	82-34
12/8/21	H	W	101-37

**Bucknell (Lewisburg, Pa.)**  
Overall: 1-1  
Home: 1-0 • Away: 0-1 • Neutral: 0-0

Date	Site	Result	Score
12/19/08	A	L	74-66
12/21/10	H	W	80-75

**Buffalo (Buffalo, N.Y.)**  
Overall: 0-1  
Home: 0-0 • Away: 0-1 • Neutral: 0-0

Date	Site	Result	Score
12/31/95	A	L	103-57

**Caldwell (Caldwell, N.J.)**  
Overall: 1-0  
Home: 0-0 • Away: 0-0 • Neutral: 1-0

Date	Site	Result	Score
12/4/81	N	W	59-46

**Campbell (Buies Creek, N.C.)**  
Overall: 1-5  
Home: 0-2 • Away: 1-3 • Neutral: 0-0

Date	Site	Result	Score
1/22/96	H	L	64-53
2/5/96	A	L	74-58
11/26/96	A	L	90-59
1/27/97	H	L	89-72
11/13/09	A	L	80-78
11/17/10	A	W	85-81

**Catawba College (Salisbury, N.C.)**  
Overall: 0-1  
Home: 0-1 • Away: 0-0 • Neutral: 0-0

Date	Site	Result	Score
11/26/93	H	L	78-64

**Central Michigan (Mt. Pleasant, Mich.)**  
Overall: 0-1  
Home: 0-0 • Away: 0-1 • Neutral: 0-0

Date	Site	Result	Score
12/3/00	A	L	75-58

**Charleston Southern (Charleston, S.C.)**  
Overall: 5-6  
Home: 3-1 • Away: 2-5 • Neutral: 0-0

Date	Site	Result	Score
1/28/84	A	W	54-43
1/16/85	H	W	81-74
2/9/85	A	L	96-89 (OT)
1/6/96	A	L	71-64
1/6/97	H	L	73-54
11/21/05	A	L	68-61
11/15/06	H	W	86-60
11/20/13	A	L	45-68
11/22/14	H	W	55-48
11/23/15	A	L	74-64
12/19/16	A	W	59-45

**Chattanooga (Chattanooga, Tenn.)**  
Overall: 6-52  
Home: 3-24 • Away: 1-25 • Neutral: 2-3

Date	Site	Result	Score
12/2/96	A	L	67-55
1/2/97	H	L	76-50
12/29/97	A	L	79-58
1/31/98	H	L	100-92
2/26/98	N	W	70-57
12/18/98	H	L	74-64
1/26/99	A	L	74-66
2/25/99	N	W	73-69
12/5/99	A	L	71-56
1/29/00	H	L	72-56
3/3/00	N	L	77-46
1/22/01	A	L	66-60
2/24/01	H	L	76-68
3/2/01	N	L	77-59
1/19/02	H	L	78-43
2/18/02	A	L	78-67
3/2/02	N	L	65-61 (OT)
1/20/03	A	L	76-47
2/24/03	H	L	94-57
12/22/03	H	L	77-49
2/11/04	A	L	74-56
12/20/04	A	L	85-43
1/24/05	H	L	67-39
12/10/05	A	L	104-58
2/25/06	H	L	96-61
12/19/06	H	L	96-62
2/24/07	A	L	68-49
1/21/08	H	L	74-49
2/18/08	A	L	85-63
12/13/08	H	L	82-61
1/24/09	A	L	57-46
12/9/09	A	L	89-71
1/25/10	H	L	78-72
1/2/10	A	L	88-93
2/5/11	H	L	45-72
3/5/11	A	L	58-68
1/13/12	A	L	74-67
2/4/12	H	L	51-39
11/29/12	A	L	68-54
2/4/13	H	L	63-44
1/18/14	A	L	75-36
2/7/14	H	L	64-48



# ALL-TIME RECORD VS. OPPONENT

1/10/15	H	L	70-43
2/9/15	A	L	68-41
1/7/16	H	L	53-40
2/6/16	A	L	65-48
1/26/17	H	L	71-61
2/25/17	A	L	76-56
1/18/18	H	L	54-47
2/17/18	A	L	76-46
1/17/19	A	L	82-89
2/16/19	H	W	64-60
1/16/20	A	L	80-76
2/15/20	H	L	51-49
2/4/21	H	L	52-60
2/6/21	H	W	67-44
1/27/22	H	W	76-53
2/26/22	A	W	84-75

## Chicago State (Chicago, Ill.)

Overall: 1-0

Home: 0-0 • Away: 0-0 • Neutral: 1-0

Date	Site	Result	Score
12/7/02	N	W	65-61

## Clafin (Orangeburg, S.C.)

Overall: 0-3

Home: 0-1 • Away: 0-2 • Neutral: 0-0

Date	Site	Result	Score
2/2/86	A	L	97-53
1/12/87	H	L	82-77
2/4/88	A	L	100-64

## Clemson (Clemson, S.C.)

Overall: 0-9

Home: 0-1 • Away: 0-8 • Neutral: 0-0

Date	Site	Result	Score
2/10/98	A	L	102-55
11/29/98	A	L	101-59
12/11/99	H	L	55-44
12/28/00	A	L	72-63
12/22/06	A	L	94-81
12/21/09	A	L	67-51
11/10/13	A	L	72-50
11/8/18	A	L	77-85
12/17/21	A	L	49-84

## Coastal Carolina (Conway, S.C.)

Overall: 1-12

Home: 1-5 • Away: 0-7 • Neutral: 0-0

Date	Site	Result	Score
1/8/86	H	L	74-52
3/2/96	A	L	47-38
1/8/97	A	L	63-53
2/5/97	H	L	64-58
11/29/02	H	L	74-72
11/28/03	A	L	65-55
11/11/07	A	L	59-58
11/19/08	H	L	67-64
12/21/15	A	L	83-69
12/5/16	H	W	67-62
12/20/17	A	L	67-51
11/17/19	H	L	78-73
12/4/21	A	L	46-58

## Coker (Hartsville, S.C.)

Overall: 9-3

Home: 6-2 • Away: 3-1 • Neutral: 0-0

Date	Site	Result	Score
------	------	--------	-------

1/24/81	H	W	66-60
1/14/84	A	W	66-48
2/18/84	H	W	61-50
12/8/84	A	W	59-54
2/21/85	H	L	104-102 (OT)
2/8/86	A	L	74-72
2/7/87	H	W	85-81
12/4/87	H	L	61-56
2/19/88	H	W	65-55
11/21/92	H	W	100-61
2/13/93	A	W	70-65
11/19/04	H	W	65-46

## Colgate (Hamilton, N.Y.)

Overall: 0-1

Home: 0-0 • Away: 0-1 • Neutral: 0-0

Date	Site	Result	Score
12/19/95	A	L	70-64

## College of Charleston (Charleston, S.C.)

Overall: 10-31

Home: 6-13 • Away: 3-17 • Neutral: 1-1

Date	Site	Result	Score
11/27/84	A	L	70-41
2/14/86	A	L	91-65
2/12/87	H	L	80-57
1/28/88	A	L	88-55
11/26/95	N	L	83-68
2/14/96	H	L	63-62
1/5/99	H	L	65-59
2/6/99	A	L	67-55
1/8/00	A	W	63-48
2/9/00	H	W	72-64
1/3/01	A	L	72-71
2/3/01	H	L	76-66 (OT)
12/1/01	H	W	82-67
1/28/02	A	W	65-59
12/30/02	A	L	81-63
2/1/03	H	L	79-67
1/19/04	H	L	70-64
2/16/04	A	L	58-51
1/17/05	A	L	68-63 (OT)
2/14/05	H	L	96-72
1/7/06	A	L	59-50
2/4/06	H	L	59-45
1/6/07	H	W	56-47
2/3/07	A	W	41-39
1/14/08	A	L	59-44
2/11/08	H	L	60-53
1/17/09	H	L	64-57
2/14/09	A	L	75-53
1/11/10	A	L	65-52
2/15/10	H	L	65-51
1/13/11	H	W	76-67
2/14/11	A	L	46-63
12/5/11	A	L	49-44
1/21/11	H	L	56-55
3/2/12	N	W	64-53
1/23/13	H	W	56-55
2/25/13	A	L	69-60
12/18/17	A	L	59-51
11/18/18	H	W	78-58
11/29/20	A	L	61-69
11/8/21	H	L	48-80

## Columbia (Columbia S.C.)

Overall: 6-9

Home: 5-3 • Away: 1-6 • Neutral: 0-0			
Date	Site	Result	Score
12/8/80	A	L	91-77
2/5/81	H	L	68-40
1/12/82	A	L	64-58
1/21/82	H	L	67-61
1/29/83	A	L	63-52
2/17/83	H	L	83-63
1/21/84	A	L	69-43
2/4/84	H	W	67-56
1/19/85	H	W	72-71
2/2/85	A	L	96-91
2/6/86	H	W	77-71
2/21/87	A	L	72-68
1/20/88	H	W	72-46
1/21/89	H	W	63-45
2/28/89	A	W	77-54

## Converse College (Spartanburg, S.C.)

Overall: 20-7

Home: 10-4 • Away: 9-3 • Neutral: 1-0

Date	Site	Result	Score
1/15/81	A	W	64-48
2/19/81	H	W	58-46
1/11/82	H	W	52-51
2/4/82	A	L	62-59
1/10/83	A	W	59-57
2/5/83	H	W	68-53
12/3/83	H	W	70-54
12/19/84	A	W	66-64
2/16/84	H	W	73-56
2/24/84	A	W	51-50
1/21/85	A	W	2-0^
2/14/85	H	W	2-0^
2/20/86	H	L	70-63
11/24/86	H	L	82-63
2/18/87	A	L	88-66
2/10/88	H	L	72-59
1/18/89	A	L	65-48
2/20/89	H	L	76-72
11/29/89	A	W	50-47
1/21/90	H	W	64-57
11/19/90	H	W	97-58
2/4/91	A	W	71-56
11/27/92	N	W	85-61
1/6/93	A	W	78-43
2/1/93	H	W	71-52
1/6/94	H	W	91-52
2/3/94	A	W	88-72

^ - wins by forfeit

## Davidson (Davidson, N.C.)

Overall: 14-31

Home: 10-11 • Away: 3-17 • Neutral: 1-3

Date	Site	Result	Score
2/6/82	H	W	65-52
1/15/83	H	W	64-62
2/12/83	A	L	67-61
11/30/84	H	W	102-43
1/16/93	H	W	73-63
2/6/93	A	W	70-61
11/29/95	A	L	93-55
1/8/98	H	L	83-69
1/24/98	A	L	79-66
1/18/99	H	W	66-65
2/20/99	A	L	78-53

2/22/00	A	L	67-62
2/21/00	H	L	80-63
1/16/01	H	W	71-54
2/17/01	A	W	81-58
3/1/01	N	W	76-62
1/12/02	A	W	97-74
2/11/02	H	W	77-53
1/13/03	H	L	73-48
2/15/03	A	L	82-52
3/5/03	N	L	72-70
12/6/03	A	L	79-61
2/21/04	H	L	65-51
12/4/04	H	L	76-66
2/19/05	A	L	87-59
1/21/06	H	L	81-72 (OT)
2/18/06	A	L	58-43
1/20/07	A	L	86-39
2/17/07	H	W	68-65 (OT)
3/1/07	N	L	71-62
1/26/08	A	L	70-58
2/23/08	H	L	84-76 (OT)
12/30/08	A	L	83-68
1/31/09	H	W	86-72
12/13/09	A	L	90-68
2/2/10	H	L	66-60
1/22/11	H	L	50-80
2/27/11	A	L	57-88
1/9/12	H	W	63-59
2/20/12	A	L	63-39
3/3/12	N	L	69-58
1/12/13	H	L	58-45
2/18/13	A	L	67-54
12/7/13	A	L	88-74
3/2/14	H	L	83-67

## Delaware State (Dover, Del.)

Overall: 0-1

Home: 0-0 • Away: 0-0 • Neutral: 0-1

Date	Site	Result	Score
12/2/95	N	L	72-57

## ETSU (Johnson City, Tenn.)

Overall: 12-24

Home: 7-11 • Away: 3-12 • Neutral: 3-1

Date	Site	Result	Score
1/5/98	H	L	89-77
2/7/98	A	L	76-59
1/2/99	A	L	76-64
2/1/99	H	L	79-73
1/4/00	H	W	63-56
2/6/00	A	L	73-59
12/30/00	A	W	74-63
1/31/01	H	L	69-60
12/5/01	H	L	76-74 (OT)
1/26/02	A	L	78-67
1/27/03	H	L	70-65
3/1/03	A	L	85-79
12/20/03	A	L	74-68
1/24/04	H	L	80-65
12/18/04	A	L	77-51
1/22/05	H	L	91-73
1/12/15	H	L	79-47
1/24/15	A	L	69-47
1/9/16	H	L	70-54
2/4/16	A	L	70-69
1/28/17	H	L	77-69



2/23/17	A	W	54-52
1/20/18	H	L	61-58
2/15/18	A	L	82-53
3/1/18	N	L	78-64
1/19/19	A	L	79-92
2/14/19	H	W	77-74
3/7/19	N	W	75-66
1/18/20	A	W	76-47
2/13/20	H	W	86-62
1/14/21	H	W	75-49
1/16/21	H	W	79-78
3/5/21	N	W	75-64
1/29/22	H	W	73-51
2/24/22	A	L	64-70
3/3/22	N	W	66-54

**Eastern Kentucky (Richmond, Ky.)**

Overall: 1-1

Home: 0-1 • Away: 1-0 • Neutral: 0-0

Date	Site	Result	Score
12/13/98	H	L	83-82 (OT)
11/20/99	A	W	100-84

**Elon (Elon, N.C.)**

Overall: 9-14

Home: 6-4 • Away: 3-9 • Neutral: 0-1

Date	Site	Result	Score
1/3/04	A	L	81-68
1/31/04	H	L	82-67
1/2/05	H	W	68-61
2/3/05	A	L	66-43
1/10/06	A	L	63-43
2/7/06	H	W	49-44
1/9/07	H	W	56-47
2/6/07	A	W	50-43
12/1/07	H	L	66-57
3/1/08	A	L	59-47
1/10/09	H	W	63-61
2/21/09	A	W	56-51
1/18/10	A	W	61-60 (OT)
2/22/10	H	W	69-64
3/4/10	N	L	67-53
1/16/11	A	L	47-64
2/12/11	A	L	60-73
12/19/11	H	L	74-68
2/25/12	A	L	72-59
1/9/13	H	L	67-57
2/20/13	A	L	62-58
1/27/14	H	W	68-65
2/22/14	A	L	82-59

**Erskine (Due West, S.C.)**

Overall: 22-11

Home: 13-4 • Away: 9-6 • Neutral: 0-1

Date	Site	Result	Score
2/26/81	H	L	87-54
2/9/82	N	L	77-59
2/20/82	A	L	95-69
1/13/83	H	L	74-51
2/19/83	A	L	77-52
1/12/84	H	L	75-66
2/11/84	A	L	66-51
1/10/85	A	L	66-58
2/16/85	H	W	70-66
1/23/86	A	L	75-54
1/10/87	A	W	59-52

2/4/87	H	L	75-74
1/16/88	H	W	64-48
2/18/88	A	W	74-63
1/12/89	A	W	60-50
2/16/89	H	W	56-47
1/11/90	H	W	70-51
2/10/90	A	W	81-34
11/30/90	H	W	77-59
1/10/91	A	W	61-40
12/4/91	A	W	70-56
1/18/92	A	W	81-74
2/15/92	H	W	86-66
1/14/93	A	W	75-45
2/11/93	H	W	99-66
12/20/93	H	W	71-53
1/26/94	H	W	79-59
2/23/94	A	W	81-74
2/9/95	A	L	59-57
11/17/16	H	W	116-74
12/17/19	H	W	100-38
1/2/21	H	W	88-49
1/1/22	H	W	72-26

**Ferris State (Big Rapids, Mich.)**

Overall: 0-1

Home: 0-0 • Away: 0-1 • Neutral: 0-0

Date	Site	Result	Score
12/30/93	A	L	81-74

**Florida (Gainesville, Fla.)**

Overall: 0-2

Home: 0-0 • Away: 0-0 • Neutral: 0-2

Date	Site	Result	Score
11/30/16	N	L	74-51
11/15/21	N	L	47-61

**Florida International (Miami, Fla.)**

Overall: 0-1

Home: 0-0 • Away: 0-0 • Neutral: 0-1

Date	Site	Result	Score
12/21/14	N	L	83-75

**Florida Southern (Lakeland, Fla.)**

Overall: 0-2

Home: 0-1 • Away: 0-1 • Neutral: 0-0

Date	Site	Result	Score
1/12/91	H	L	72-64
1/5/92	A	L	71-58

**Fordham (Bronx, N.Y.)**

Overall: 0-1

Home: 0-0 • Away: 0-1 • Neutral: 0-0

Date	Site	Result	Score
12/6/08	A	L	55-53

**Francis Marion (Florence, S.C.)**

Overall: 2-4

Home: 1-1 • Away: 1-3 • Neutral: 0-0

Date	Site	Result	Score
11/26/85	H	L	110-63
2/5/87	A	L	108-63
2/6/88	A	L	87-42
12/5/92	A	W	88-66
12/4/93	H	W	95-76
11/26/94	A	L	69-53

**Furman (Greenville, S.C.)**

Overall: 14-49

Home: 11-17 • Away: 1-29 • Neutral: 1-2

Date	Site	Result	Score
1/9/82	A	L	64-62
1/8/83	H	L	70-52
2/22/84	A	L	78-63
1/23/85	H	L	80-62
2/10/86	A	L	95-63
2/15/95	A	L	78-63
1/10/96	H	L	76-66
2/20/97	A	L	72-48
1/19/98	H	L	79-72
2/19/98	A	L	76-65
1/16/99	A	L	75-65
2/15/99	H	W	73-61
12/20/99	A	L	79-42
1/18/00	H	L	62-44
1/13/01	A	L	76-38
2/12/01	H	L	80-61
1/8/02	H	W	75-71
2/9/02	A	L	81-72
1/18/03	A	L	90-64
2/10/03	H	L	95-53
1/5/04	H	L	70-40
2/3/04	A	L	78-46
1/5/05	A	L	63-51
2/1/05	H	L	64-60
1/14/06	H	W	70-69
2/11/06	A	L	69-53
1/13/07	A	L	48-40
2/10/07	H	L	51-47
1/5/08	H	W	78-71
2/2/08	A	L	83-44
3/6/08	N	W	57-50
1/3/09	A	L	70-69
2/7/09	H	L	69-60
1/5/10	A	L	72-53
2/8/10	H	W	47-35
1/19/11	A	L	44-80
2/16/11	H	L	88-65
1/23/12	A	L	75-66
2/22/12	H	L	72-53
1/26/13	A	L	70-61
3/2/13	H	W	75-57
1/11/14	A	L	82-58
2/8/14	H	L	80-72
1/26/15	A	L	58-56
2/28/15	H	L	70-53
1/16/16	H	L	70-61
2/13/16	A	L	70-64
1/14/17	H	L	49-69
2/11/17	A	L	65-60
1/27/18	H	W	79-48
2/24/18	A	L	63-57
1/26/19	A	L	50-63
2/23/19	H	W	84-75
2/1/20	H	W	66-62
2/29/20	A	L	62-56
3/5/20	N	L	68-54
1/9/21	H	W	61-54
2/25/21	A	L	52-58
1/13/22	A	W	74-69
2/12/22	H	W	72-54
3/4/22	N	L	59-64

**Gardner-Webb (Boiling Springs, N.C.)**

Overall: 18-10

Home: 10-3 • Away: 8-7 • Neutral: 0-0

Date	Site	Result	Score
12/5/83	A	L	76-63
12/3/84	H	W	81-70
1/26/85	A	W	77-75
11/21/85	H	W	89-76
1/26/85	A	W	81-79
1/2/86	A	W	95-71
1/14/87	H	W	88-66
1/28/89	A	L	98-87
2/25/89	H	W	76-67
11/23/93	H	W	100-82
11/20/94	A	W	79-65
12/6/94	A	W	80-66
1/9/95	H	W	83-82
11/30/05	A	W	64-57
11/10/06	H	W	57-47
12/4/07	A	W	75-68
12/2/08	H	W	78-72
12/1/09	A	L	78-55
1/12/10	H	L	47-62
12/3/11	A	W	50-58
12/19/12	H	L	62-57
12/14/13	A	L	68-57
11/29/14	H	L	65-60
11/19/15	A	L	64-61
11/22/16	H	W	75-66
1/14/17	H	L	69-49
2/11/17	A	L	65-60
12/5/17	A	L	73-55
11/29/18	H	W	59-53
11/14/19	A	L	67-53

**Georgetown (Washington, D.C.)**

Overall: 0-1

Home: 0-0 • Away: 0-1 • Neutral: 0-0

Date	Site	Result	Score
11/28/09	A	L	90-57

**Georgia Southern (Statesboro, Ga.)**

Overall: 7-33

Home: 3-15 • Away: 3-15 • Neutral: 1-3

Date	Site	Result	Score
1/2/98	A	W	79-72
2/3/98	H	L	82-64
2/27/98	N	L	84-57
12/30/98	H	L	88-66
1/30/99	A	W	62-56
1/2/00	A	L	68-63
1/31/00	H	L	97-57
12/21/00	H	L	87-75
1/27/01	A	L	72-63
1/21/02	H	L	80-63
2/23/02	A	L	89-69
3/1/02	N	W	73-63
1/25/03	A	L	75-61
2/22/03	H	L	74-59
1/17/04	H	L	87-64
2/14/04	A	L	68-39
1/15/05	A	L	68-54
2/12/05	H	L	63-58
1/2/06	H	L	82-63
1/30/06	A	L	80-73
3/2/06	N	L	77-66
1/2/07	A	L	74-58
1/29/07	H	L	82-67
1/12/08	A	L	60-54





# ALL-TIME RECORD VS. OPPONENT

2/9/08	H	L	62-56
1/12/09	A	L	70-48
2/23/09	H	L	62-61
1/16/10	H	L	58-56
2/20/10	A	L	68-50
12/1/10	H	W	78-66
1/24/11	A	L	41-57
1/2/12	A	L	56-48
1/30/12	H	W	70-55
1/20/13	A	L	61-58
2/23/13	H	L	68-59
12/16/13	A	L	79-70
2/28/14	H	W	73-49
3/7/14	N	L	75-62
11/6/18	A	W	81-65
12/1/19	H	L	70-57

## Georgia State (Atlanta, Ga.)

Overall: 0-2

Home: 0-1 • Away: 0-1 • Neutral: 0-0

Date	Site	Result	Score
12/6/02	A	L	59-58
11/23/03	H	L	61-47

## Georgia Tech (Atlanta, Ga.)

Overall: 0-1

Home: 0-0 • Away: 0-1 • Neutral: 0-0

Date	Site	Result	Score
12/30/18	A	L	40-81

## Greensboro College (Greensboro, N.C.)

Overall: 1-0

Home: 0-0 • Away: 1-0 • Neutral: 0-0

Date	Site	Result	Score
1/25/90	A	W	71-67

## Harvard (Cambridge, Mass.)

Overall: 0-2

Home: 0-1 • Away: 0-1 • Neutral: 0-0

Date	Site	Result	Score
12/21/97	H	L	87-67
11/28/98	A	L	76-72

## High Point (High Point, N.C.)

Overall: 2-0

Home: 1-0 • Away: 1-0 • Neutral: 0-0

Date	Site	Result	Score
12/2/20	A	W	53-50
11/30/21	H	W	74-52

## Houston (Houston, Texas)

Overall: 0-1

Home: 0-0 • Away: 0-0 • Neutral: 0-1

Date	Site	Result	Score
11/23/02	N	L	78-61

## Howard (Washington, D.C.)

Overall: 0-1

Home: 0-0 • Away: 0-0 • Neutral: 0-1

Date	Site	Result	Score
12/29/13	N	L	63-55

## Indiana (Bloomington, Ind.)

Overall: 0-1

Home: 0-0 • Away: 0-1 • Neutral: 0-0

Date	Site	Result	Score
------	------	--------	-------

11/22/02	A	L	90-34
----------	---	---	-------

## Jacksonville (Jacksonville, Fla.)

Overall: 1-1

Home: 0-0 • Away: 1-0 • Neutral: 0-1

Date	Site	Result	Score
2/3/00	A	W	57-54
12/31/16	N	L	66-60

## Jacksonville State (Jacksonville, Ala.)

Overall: 1-1

Home: 1-0 • Away: 0-1 • Neutral: 0-0

Date	Site	Result	Score
11/25/14	A	L	70-55
11/28/15	H	W	66-54

## Kansas (Lawrence, KS.)

Overall: 0-1

Home: 0-0 • Away: 0-1 • Neutral: 0-0

Date	Site	Result	Score
12/30/19	A	L	83-64

## Kennesaw State (Kennesaw, Ga.)

Overall: 4-1

Home: 2-0 • Away: 2-1 • Neutral: 0-0

Date	Site	Result	Score
12/14/87	A	L	78-55
11/11/11	A	W	66-62
11/24/12	H	W	66-49
1/2/16	H	W	70-59
1/2/17	A	W	78-49

## Kentucky (Lexington, Ky.)

Overall: 0-2

Home: 0-0 • Away: 0-2 • Neutral: 0-0

Date	Site	Result	Score
1/7/07	A	L	67-57
12/19/20	A	L	37-98

## Lander (Greenwood, S.C.)

Overall: 2-9

Home: 1-5 • Away: 1-4 • Neutral: 0-0

Date	Site	Result	Score
1/18/82	A	L	75-64
1/28/82	H	L	66-62
1/17/83	H	L	87-46
1/27/83	A	L	73-58
1/16/84	A	L	85-69
1/26/84	H	L	62-59
12/1/84	H	W	72-70
1/14/85	A	W	61-60
1/20/86	H	L	71-64
1/19/87	A	L	79-53
1/21/88	H	L	62-44

## Lee College (Baytown, Texas)

Overall: 1-0

Home: 0-0 • Away: 1-0 • Neutral: 0-0

Date	Site	Result	Score
12/1/93	A	W	87-67

## Lees-McRae (Banner Elk, N.C.)

Overall: 1-0

Home: 0-0 • Away: 0-0 • Neutral: 1-0

Date	Site	Result	Score
12/5/81	N	W	69-54

## Lenoir Rhyne (Hickory, N.C.)

Overall: 2-4

Home: 2-1 • Away: 0-3 • Neutral: 0-0

Date	Site	Result	Score
11/19/86	A	L	86-81
11/30/87	H	L	69-34
1/8/90	A	L	81-70
2/12/90	H	W	67-61
2/14/91	A	L	81-68
1/16/95	H	W	69-67

## Liberty (Lynchburg, Va.)

Overall: 0-3

Home: 0-1 • Away: 0-2 • Neutral: 0-0

Date	Site	Result	Score
12/1/95	A	L	61-50
12/14/96	A	L	69-62
1/4/97	H	L	74-53

## Limestone (Gaffney, S.C.)

Overall: 18-9

Home: 13-4 • Away: 4-5 • Neutral: 1-0

Date	Site	Result	Score
12/11/82	A	L	60-44
2/3/83	H	L	55-49
12/10/83	A	L	79-56
2/1/84	H	L	68-63
1/12/85	H	W	64-63
1/31/85	A	L	78-48
1/11/86	H	L	78-67
2/9/87	A	L	80-50
2/25/88	A	L	70-52
11/29/91	N	W	79-71
1/9/92	H	L	65-58
2/13/92	A	W	74-66
1/20/93	H	W	69-48
2/8/93	A	W	84-76
11/27/93	H	W	94-60
2/8/94	H	W	90-53
2/15/94	A	W	67-62
1/18/95	A	W	83-63
1/28/95	H	W	70-53
2/24/96	H	W	67-57
1/18/97	H	W	68-38
1/10/98	H	W	100-51
12/11/98	H	W	93-61
12/17/99	H	W	60-57
12/16/00	H	W	89-69
12/14/01	H	W	102-43
11/26/02	H	W	87-48

## Lincoln Memorial (Harrogate, Tenn.)

Overall: 2-7

Home: 2-2 • Away: 0-4 • Neutral: 0-1

Date	Site	Result	Score
1/15/90	H	L	89-82
2/7/90	A	L	91-73
11/2/90	H	L	77-68
2/11/91	A	L	101-67
2/8/92	A	L	97-75
2/24/92	H	W	75-70 (OT)
1/28/93	H	W	83-77
2/18/93	A	L	66-59
11/19/94	N	L	69-67

## Longwood (Farmville, Va.)

Overall: 11-7

Home: 8-1 • Away: 3-6 • Neutral: 0-0

Date	Site	Result	Score
2/1/88	A	L	80-61
2/3/89	A	L	81-65
12/8/89	H	W	69-64
2/2/90	A	L	80-64
1/18/91	H	W	91-85 (OT)
2/6/91	A	L	69-68
1/25/92	H	W	73-68
2/22/92	A	W	71-65
1/23/93	A	W	70-59
2/21/93	H	W	91-66
1/22/94	H	W	91-77
2/26/94	H	W	80-79
3/3/94	A	L	76-66
1/14/95	H	L	96-95 (OT)
2/11/95	A	L	69-57
2/25/95	H	W	81-80
12/8/18	A	W	101-72
11/20/19	H	W	79-76

## Louisiana-Lafayette (Lafayette, La.)

Overall: 1-1

Home: 1-0 • Away: 0-1 • Neutral: 0-0

Date	Site	Result	Score
11/16/01	H	W	74-71
12/16/01	A	L	75-72 (OT)

## Louisville (Louisville, Ky.)

Overall: 0-1

Home: 0-0 • Away: 0-1 • Neutral: 0-0

Date	Site	Result	Score
12/22/01	A	L	83-59

## Loyola Maryland (Baltimore, Md.)

Overall: 0-1

Home: 0-0 • Away: 0-1 • Neutral: 0-0

Date	Site	Result	Score
1/14/96	A	L	65-38

## Mars Hill College (Mars Hill, N.C.)

Overall: 7-5

Home: 5-0 • Away: 2-5 • Neutral: 0-0

Date	Site	Result	Score
2/23/83	A	L	81-53
11/22/88	A	L	71-55
1/26/89	H	W	86-75
1/22/90	H	W	77-53
2/19/90	A	W	92-64
11/26/90	A	W	78-77
2/18/91	H	W	86-77
12/7/91	H	W	68-64
2/5/92	A	L	86-71
1/11/93	A	L	69-59
1/10/94	H	W	84-67
12/3/94	A	L	76-57

## Marshall (Huntington, W. Va.)

Overall: 0-3

Home: 0-1 • Away: 0-1 • Neutral: 0-1

Date	Site	Result	Score
2/3/97	H	L	74-63
12/16/97	A	L	72-70
12/19/13	N	L	71-56

## Maryland (College Park, Md.)



Overall: 0-1  
Home: 0-0 • Away: 0-0 • Neutral: 0-1

Date	Site	Result	Score
12/19/13	N	L	110-53

**Mercer (Macon, Ga.)**  
Overall: 2-18  
Home: 2-5 • Away: 0-9 • Neutral: 0-4

Date	Site	Result	Score
1/29/97	A	L	64-56
11/18/97	H	W	60-52
1/17/15	A	L	80-51
2/16/15	H	L	63-51
3/5/15	N	L	75-54
1/28/16	H	L	70-61
2/25/16	A	L	80-32
1/21/17	A	L	54-39
2/16/17	H	L	61-46
3/2/17	N	L	67-42
1/31/19	H	L	79-81
3/2/19	A	L	59-65
3/8/19	N	L	51-69
1/11/20	H	W	77-49
2/6/20	A	L	54-53
2/19/21	A	L	47-54
2/21/21	A	L	74-83
3/7/21	N	L	38-60
1/22/22	A	L	53-67
2/17/22	H	L	57-74

**Middle Tennessee (Murfreesboro, Tenn.)**  
Overall: 0-1  
Home: 0-0 • Away: 0-1 • Neutral: 0-0

Date	Site	Result	Score
3/17/22	A	L	56-86

**Minnesota (Minneapolis, Minn.)**  
Overall: 0-1  
Home: 0-0 • Away: 0-1 • Neutral: 0-0

Date	Site	Result	Score
11/13/15	A	L	98-54

**Montreat College (Montreat, N.C.)**  
Overall: 13-0  
Home: 12-0 • Away: 0-0 • Neutral: 1-0

Date	Site	Result	Score
12/5/80	N	W	66-47
2/25/83	H	W	88-48
1/31/96	H	W	80-51
1/21/97	H	W	70-49
11/29/97	H	W	85-43
12/2/99	H	W	92-55
11/28/00	H	W	89-45
12/19/02	H	W	80-61
11/18/05	H	W	97-48
12/8/06	H	W	81-49
12/13/14	H	W	87-36
1/18/16	H	W	83-48
1/16/17	H	W	71-30

**Morehead State (Morehead, Ky.)**  
Overall: 1-2  
Home: 0-1 • Away: 0-1 • Neutral: 1-0

Date	Site	Result	Score
11/30/97	H	L	80-79
12/18/97	A	L	90-87
11/21/99	N	W	68-62

**Morris College (Sumter, S.C.)**  
Overall: 5-0  
Home: 4-0 • Away: 1-0 • Neutral: 0-0

Date	Site	Result	Score
2/1/86	H	W	79-57
1/31/87	A	W	72-57
2/11/88	H	W	76-62
11/19/88	H	W	106-81
12/1/89	H	W	78-59

**Morris Brown College (Atlanta, Ga.)**  
Overall: 3-1  
Home: 2-0 • Away: 1-1 • Neutral: 0-0

Date	Site	Result	Score
2/26/90	H	W	71-55
2/22/91	A	W	68-64
11/26/91	A	L	70-69
1/13/92	H	W	86-50

**Navy (Annapolis, Md.)**  
Overall: 1-3  
Home: 1-1 • Away: 0-2 • Neutral: 0-0

Date	Site	Result	Score
12/17/95	A	L	59-47
1/27/96	H	W	64-58
1/13/97	A	L	64-51
1/25/97	H	L	67-53

**N.C. State (Raleigh, N.C.)**  
Overall: 0-3  
Home: 0-0 • Away: 0-3 • Neutral: 0-0

Date	Site	Result	Score
11/9/12	A	L	45-85
11/12/16	A	L	40-80
11/12/21	A	L	57-90

**Nebraska (Lincoln, Neb.)**  
Overall: 0-1  
Home: 0-0 • Away: 0-1 • Neutral: 0-0

Date	Site	Result	Score
11/21/03	A	L	104-46

**Nebraska-Omaha (Omaha, Neb.)**  
Overall: 0-1  
Home: 0-0 • Away: 0-1 • Neutral: 0-0

Date	Site	Result	Score
11/27/16	A	L	89-64

**New Orleans (New Orleans, La.)**  
Overall: 1-3  
Home: 0-2 • Away: 1-1 • Neutral: 0-0

Date	Site	Result	Score
11/28/99	A	L	90-75
12/19/00	H	L	74-63
12/18/01	A	W	63-62
11/25/03	H	L	79-76

**Newberry College (Newberry, S.C.)**  
Overall: 16-10  
Home: 11-4 • Away: 4-6 • Neutral: 1-0

Date	Site	Result	Score
1/12/81	H	L	62-59
2/16/81	A	L	81-72
1/25/82	A	L	81-74
2/15/82	H	W	78-52
1/24/83	A	L	66-58

2/14/83	H	L	74-70
1/9/84	A	L	74-72
2/13/84	H	W	64-53
1/7/85	A	L	63-48
1/28/85	H	W	63-62
1/25/86	A	L	74-54
1/17/87	H	W	74-64
2/22/88	H	L	81-59
12/10/88	H	L	73-71
12/5/89	A	W	74-69
1/13/90	H	W	62-49
12/1/90	H	W	70-66
1/16/92	A	W	77-68
1/30/92	H	W	80-75 (OT)
12/2/92	N	W	98-62
2/3/93	H	W	73-72
1/15/94	A	W	91-49
11/30/94	H	W	84-66
2/18/94	A	W	83-75
2/23/94	H	W	79-67
2/17/96	H	W	78-61

**NJIT (Newark, N.J.)**  
Overall: 0-1  
Home: 0-1 • Away: 0-0 • Neutral: 0-0

Date	Site	Result	Score
1/2/15	H	L	76-50

**Norfolk State (Norfolk, Va.)**  
Overall: 2-2  
Home: 2-0 • Away: 0-2 • Neutral: 0-0

Date	Site	Result	Score
11/18/09	H	W	77-75 (OT)
11/27/10	A	L	51-66
11/19/11	H	W	50-45
11/24/13	A	L	67-59

**North Carolina (Chapel Hill, N.C.)**  
Overall: 0-6  
Home: 0-0 • Away: 0-6 • Neutral: 0-0

Date	Site	Result	Score
12/13/03	A	L	94-40
12/1/04	A	L	89-51
12/8/05	A	L	87-50
12/6/06	A	L	95-36
12/9/07	A	L	102-42
11/25/08	A	L	96-42

**North Florida (Jacksonville, Fla.)**  
Overall: 3-2  
Home: 1-0 • Away: 2-3 • Neutral: 0-0

Date	Site	Result	Score
12/19/07	A	W	51-42
12/29/07	H	W	58-44
11/30/08	A	L	71-60
12/20/14	A	L	68-60
12/30/16	A	W	79-60

**North Carolina A&T (Greensboro, N.C.)**  
Overall: 3-0  
Home: 2-0 • Away: 1-0 • Neutral: 0-0

Date	Site	Result	Score
11/26/05	H	W	94-50
11/20/06	A	W	66-60
12/22/11	H	W	68-61

**North Carolina Central (Durham, N.C.)**

Overall: 5-2  
Home: 2-1 • Away: 3-1 • Neutral: 0-0

Date	Site	Result	Score
11/12/11	H	W	73-58
11/26/12	A	W	50-39
11/30/13	H	L	53-44
1/6/15	A	W	69-55
12/15/15	H	W	60-37
12/3/16	A	W	64-54
11/21/17	H	W	77-56
12/15/18	A	L	59-66

**North Greenville (Travelers Rest, S.C.)**  
Overall: 1-1  
Home: 1-1 • Away: 0-0 • Neutral: 0-0

Date	Site	Result	Score
12/12/81	H	L	86-72
11/21/86	H	W	72-71

**Northern Kentucky (Highland Heights Ky.)**  
Overall: 0-2  
Home: 0-1 • Away: 0-1 • Neutral: 0-0

Date	Site	Result	Score
12/20/19	A	L	72-80
12/20/21	H	L	64-84

**Ohio University (Athens, Ohio)**  
Overall: 0-1  
Home: 0-0 • Away: 0-1 • Neutral: 0-0

Date	Site	Result	Score
11/17/14	A	L	84-37

**Old Dominion (Norfolk, Va.)**  
Overall: 0-1  
Home: 0-0 • Away: 0-1 • Neutral: 0-0

Date	Site	Result	Score
12/7/11	A	L	70-58

**Oral Roberts (Tulsa, Okla.)**  
Overall: 0-1  
Home: 0-0 • Away: 0-1 • Neutral: 0-0

Date	Site	Result	Score
2/8/97	A	L	73-53

**Pacific (Forest Grove, Ore.)**  
Overall: 0-1  
Home: 0-0 • Away: 0-1 • Neutral: 0-0

Date	Site	Result	Score
12/18/05	A	L	70-56

**Pfeiffer (Misenheimer, N.C.)**  
Overall: 4-1  
Home: 2-0 • Away: 2-1 • Neutral: 0-0

Date	Site	Result	Score
11/21/89	A	W	68-59
12/8/90	A	L	83-63
1/7/91	H	W	69-68
12/13/92	A	W	74-53
12/8/94	H	W	73-53

**Presbyterian (Clinton, S.C.)**  
Overall: 7-17  
Home: 5-6 • Away: 1-11 • Neutral: 1-0

Date	Site	Result	Score
2/2/81	H	W	92-88
2/12/81	A	L	73-64
2/1/82	A	L	75-57



# ALL-TIME RECORD VS. OPPONENT

2/11/82	H	W	60-53
1/31/83	H	L	70-48
2/10/83	A	L	72-63
1/30/84	A	L	71-53
2/9/84	H	W	59-56 (OT)
12/6/84	H	L	71-59
2/7/85	A	L	85-60
1/30/86	A	L	73-71
1/29/87	A	L	77-69
2/27/88	H	L	73-53
2/7/89	A	W	57-56
12/5/91	N	W	73-72
1/27/92	A	L	82-60
12/3/92	A	L	74-66
1/25/93	H	W	72-67
12/1/93	H	L	62-60
1/24/94	A	L	82-66
12/1/94	H	L	70-45
1/30/95	H	L	87-61
11/16/18	A	L	50-61
11/26/19	H	W	67-60

## Queens University (Charlotte, N.C.)

Overall: 9-2

Home: 6-0 • Away: 3-2 • Neutral: 0-0

Date	Site	Result	Score
11/18/89	A	W	67-52
2/21/90	H	W	63-44
12/5/90	A	L	79-68
1/16/91	H	W	65-59
1/21/92	A	L	100-92
2/27/92	H	W	90-81
1/9/93	H	W	71-57
1/13/94	A	W	83-69
2/25/94	H	W	90-85
12/10/94	A	W	69-51
2/7/95	H	W	86-80

## Radford (Radford, Va.)

Overall: 1-2

Home: 1-0 • Away: 0-1 • Neutral: 0-1

Date	Site	Result	Score
12/10/11	N	L	63-46
12/15/14	A	L	60-59
12/18/15	H	W	79-70

## Randolph-Macon (Ashland, Va.)

Overall: 1-0

Home: 0-0 • Away: 1-0 • Neutral: 0-0

Date	Site	Result	Score
2/4/89	A	W	101-65

## Rollins College (Winter Park, Fla.)

Overall: 0-1

Home: 0-1 • Away: 0-0 • Neutral: 0-0

Date	Site	Result	Score
2/22/90	H	L	93-88

## Sacramento State (Sacramento, Calif.)

Overall: 0-1

Home: 0-0 • Away: 0-1 • Neutral: 0-0

Date	Site	Result	Score
12/20/05	A	L	71-57

## Sacred Heart (Fairfield, Conn.)

Overall: 7-1

Home: 4-0 • Away: 3-1 • Neutral: 0-0

Date	Site	Result	Score
1/22/81	H	W	74-25
2/7/81	A	W	81-25
12/2/81	A	W	85-72
1/23/82	H	W	88-65
12/4/82	A	L	68-66
2/21/83	H	W	78-65
2/26/83	H	W	76-53
11/30/83	A	W	97-91 (30T)

## Samford (Birmingham, Ala.)

Overall: 8-25

Home: 6-10 • Away: 2-12 • Neutral: 0-3

Date	Site	Result	Score
12/6/97	A	L	85-74
12/15/98	H	W	73-64
11/28/04	N	L	54-46
12/4/08	H	L	67-62
1/26/09	A	L	81-60
12/5/09	A	L	71-58
1/23/10	H	L	65-43
1/4/11	A	L	62-79
2/7/11	H	L	48-68
1/15/12	A	L	82-59
2/6/12	H	W	73-59
12/1/12	A	L	52-46
2/2/13	H	L	59-45
3/8/13	N	L	59-55
1/20/14	A	L	64-52
2/15/14	H	L	61-55
2/7/15	A	L	69-50
2/14/15	H	L	68-43
1/30/16	H	L	58-39
2/27/16	A	L	50-48
3/3/16	N	L	63-43
1/19/17	A	L	57-54
2/18/17	H	L	55-48
1/6/18	H	W	58-46
2/1/18	A	L	81-77
2/2/19	H	W	71-62
2/28/19	A	L	62-79
1/9/20	H	L	74-58
2/8/20	A	W	69-63
2/11/21	H	W	70-62
2/13/21	H	L	55-80
1/20/22	A	W	80-69
2/19/22	H	W	60-52

## Savannah State (Savannah, Ga.)

Overall: 2-1

Home: 1-0 • Away: 0-1 • Neutral: 1-0

Date	Site	Result	Score
1/7/93	A	L	87-78
2/22/93	H	W	68-60
12/18/07	N	W	65-55

## Seton Hall (Orange, N.J.)

Overall: 0-1

Home: 0-0 • Away: 0-1 • Neutral: 0-1

Date	Site	Result	Score
12/30/12	A	L	57-53

## Shawnee State (Portsmouth, Ohio)

Overall: 1-0

Home: 1-0 • Away: 0-0 • Neutral: 0-0

Date	Site	Result	Score
11/21/93	H	W	85-73

## South Carolina (Columbia, S.C.)

Overall: 0-7

Home: 0-1 • Away: 0-6 • Neutral: 0-0

Date	Site	Result	Score
2/19/96	A	L	87-47
2/24/97	A	L	80-50
11/17/98	A	L	111-71
1/24/01	H	L	87-45
12/8/01	A	L	77-53
12/4/02	A	L	99-46
11/19/17	A	L	94-60

## South Carolina State (Orangeburg, S.C.)

Overall: 1-4

Home: 1-2 • Away: 0-2 • Neutral: 0-0

Date	Site	Result	Score
12/7/96	A	L	72-60
11/30/97	H	L	82-72
12/2/14	H	L	59-53 (OT)
11/30/15	A	L	60-47
11/19/16	H	W	66-65

## Southeastern Louisiana (Hammond, La.)

Overall: 0-2

Home: 0-0 • Away: 0-2 • Neutral: 0-0

Date	Site	Result	Score
11/2/99	A	L	67-56
11/20/07	A	W	69-68

## Southern Virginia (Buena Vista, Va.)

Overall: 7-0

Home: 7-0 • Away: 0-0 • Neutral: 0-0

Date	Site	Result	Score
11/24/04	H	W	86-47
11/23/05	H	W	86-45
11/13/06	H	W	83-48
11/14/07	H	W	86-48
1/5/09	H	W	96-59
1/27/10	H	W	89-35
11/22/10	H	W	83-35
11/29/11	H	W	87-51

## Southern Wesleyan (Central, S.C.)

Overall: 5-5

Home: 4-2 • Away: 1-3 • Neutral: 0-0

Date	Site	Result	Score
2/17/86	A	L	73-63
2/16/87	H	L	81-68
12/5/87	H	L	56-46
1/23/88	A	L	60-51
12/2/88	H	W	47-45
2/18/89	A	W	69-46
1/23/90	A	L	48-32
11/16/17	H	W	104-57
1/3/19	H	W	110-47
11/19/21	H	W	106-55

## Spartanburg Methodist (Spartanburg, S.C.)

Overall: 0-3

Home: 0-3 • Away: 0-0 • Neutral: 0-0

Date	Site	Result	Score
2/13/82	H	L	84-79
12/7/85	H	L	70-49

11/22/86	H	L	75-66
----------	---	---	-------

## Spelman College (Atlanta, Ga.)

Overall: 2-0

Date	Site	Result	Score
1/11/92	A	W	78-56
2/19/92	H	W	78-40

## St. Mary's (Unknown)

Overall: 1-0

Home: 0-0 • Away: 0-0 • Neutral: 1-0

Date	Site	Result	Score
2/25/84	N	W	76-64

## University of Tampa (Tampa, Fla.)

Overall: 1-0

Home: 1-0 • Away: 0-0 • Neutral: 0-0

Date	Site	Result	Score
11/23/91	H	W	76-69

## Tennessee Wesleyan (Athens, Tenn.)

Overall: 1-0

Home: 1-0 • Away: 0-0 • Neutral: 0-0

Date	Site	Result	Score
11/20/01	H	W	74-36

## Texas-Pan American (Edinburg, Texas)

Overall: 1-0

Home: 1-0 • Away: 0-0 • Neutral: 0-0

Date	Site	Result	Score
2/18/99	H	W	93-60

## Towson (Towson, Md.)

Overall: 0-1

Home: 0-0 • Away: 0-0 • Neutral: 0-1

Date	Site	Result	Score
11/14/21	N	L	48-64

## Tulane (New Orleans, La.)

Overall: 0-1

Home: 0-0 • Away: 0-1 • Neutral: 0-0

Date	Site	Result	Score
12/30/21	A	L	62-72

## UCF (Orlando, Fla.)

Overall: 0-1

Home: 0-0 • Away: 0-1 • Neutral: 0-0

Date	Site	Result	Score
11/17/00	A	L	59-49

## UMBC (Baltimore, Md.)

Overall: 1-0

Home: 0-0 • Away: 0-0 • Neutral: 0-0

Date	Site	Result	Score
11/18/00	N	W	76-64

## UNC Asheville (Asheville, N.C.)

Overall: 7-10

Home: 3-4 • Away: 4-6 • Neutral: 0-0

Date	Site	Result	Score
12/4/86	A	L	71-69
1/11/88	A	L	67-45
11/29/88	A	L	86-69
12/18/94	A	W	100-87
12/5/95	H	L	65-63
1/10/04	H	L	78-59





12/11/04	A	L	82-80 (OT)
11/15/12	A	W	58-54
11/14/13	H	W	67-55
12/6/14	A	W	70-52
11/17/15	H	L	70-63
12/10/16	A	L	84-65
11/30/17	H	W	70-68
11/25/18	A	L	46-60
12/15/19	H	W	75-38
12/6/20	A	W	76-50
11/23/21	H	L	64-70

**UNC Charlotte (Charlotte, N.C.)**

Overall: 0-1

Home: 0-0 • Away: 0-1 • Neutral: 0-0

Date	Site	Result	Score
11/11/18	A	L	63-85

**UNCG (Greensboro, N.C.)**

Overall: 18-38

Home: 11-14 • Away: 5-22 • Neutral: 2-2

Date	Site	Result	Score
2/9/91	H	L	97-56
2/26/91	A	L	95-50
1/17/98	H	L	93-86
2/16/98	A	L	74-53
1/11/99	A	L	90-59
2/12/99	H	L	66-63
2/26/99	N	L	95-58
1/14/00	H	L	60-50
2/15/00	A	L	64-61
1/9/01	A	L	77-50
2/10/01	H	L	61-47
2/5/02	A	L	81-75
2/15/02	H	L	67-61
2/6/03	H	W	61-50
2/8/03	A	L	76-43
12/3/03	A	L	62-50
2/28/04	H	L	59-53
12/30/04	H	L	69-52
2/26/05	A	L	70-55
1/24/06	A	L	84-64
2/21/06	H	L	67-55
1/22/07	H	L	62-54
2/19/07	A	L	71-66 (OT)
12/15/07	H	W	58-44
2/28/08	A	L	66-63
1/19/09	A	L	68-56
2/16/09	H	L	74-62
3/5/09	N	L	83-64
1/8/10	H	W	61-60
2/12/10	A	W	57-55
12/18/10	A	L	67-80
1/29/11	H	L	51-60
3/3/11	N	W	69-64
12/17/11	H	W	62-47
2/27/12	A	W	65-57
1/28/13	H	L	87-75
3/4/13	A	L	68-50
1/25/14	H	W	76-70 (OT)
2/24/14	A	L	87-79
1/31/15	H	W	77-64
2/23/15	A	L	65-59
1/20/16	A	W	58-56 (OT)
2/20/16	H	W	104-64
1/7/17	H	W	54-48

2/1/17	A	L	67-61
1/11/18	A	L	66-51
2/10/18	H	L	81-75
1/12/19	H	W	93-66
2/6/19	A	L	61-77
1/25/20	H	W	66-61
2/20/20	A	L	49-45
1/28/21	A	L	51-55
1/30/21	A	W	63-59
3/4/21	N	W	78-66
2/3/22	A	W	63-45
2/21/22	H	W	55-47

**UNC Wilmington (Wilmington, N.C.)**

Overall: 2-7

Home: 1-4 • Away: 1-3 • Neutral: 0-0

Date	Site	Result	Score
12/9/95	H	L	71-47
11/24/96	H	L	77-53
11/22/97	A	L	72-71
11/27/01	H	W	74-54
11/22/04	A	L	83-58
11/15/09	A	L	84-53
11/24/10	H	L	82-48
12/17/16	A	W	71-67
12/16/17	H	L	65-60

**University of Charleston (Charleston, S.C.)**

Overall: 1-0

Home: 0-0 • Away: 1-0 • Neutral: 0-0

Date	Site	Result	Score
11/19/93	A	W	93-77

**University of D.C. (Washington, D.C.)**

Overall: 0-1

Home: 0-1 • Away: 0-0 • Neutral: 0-0

Date	Site	Result	Score
2/24/95	H	L	83-67

**USC Aiken (Aiken, S.C.)**

Overall: 1-4

Home: 0-2 • Away: 1-2 • Neutral: 0-0

Date	Site	Result	Score
2/22/82	A	L	84-56
2/11/85	A	L	80-65
2/3/86	A	W	59-36
2/2/87	H	L	79-51
1/30/88	H	L	64-45

**USC Upstate (Spartanburg, S.C.)**

Overall: 7-14

Home: 4-6 • Away: 2-8 • Neutral: 1-0

Date	Site	Result	Score
1/29/81	A	L	67-46
2/9/81	H	W	64-59
12/10/81	H	L	64-54
2/8/82	A	L	75-47
12/9/82	A	L	79-64
2/7/83	H	L	78-60
12/8/83	H	W	84-81
2/6/84	A	L	70-43
2/4/85	H	W	72-61
2/18/85	A	L	72-67
12/2/85	A	L	79-65
1/18/86	H	L	72-64
11/25/86	H	L	92-71

2/14/87	A	W	92-57
1/25/88	H	L	75-64
1/16/89	H	W	73-66
1/20/90	H	L	71-67
2/17/90	A	W	83-72
11/30/91	A	L	82-55
11/28/92	N	W	84-82
3/9/94	A	L	83-70

**Virginia Tech (Blacksburg, Va.)**

Overall: 0-3

Home: 0-0 • Away: 0-3 • Neutral: 0-0

Date	Site	Result	Score
11/27/07	A	L	75-60
11/14/10	A	L	93-53
11/25/15	A	L	73-42

**Voorhees College (Denmark, S.C.)**

Overall: 3-0

Home: 2-0 • Away: 1-0 • Neutral: 0-0

Date	Site	Result	Score
1/27/86	H	W	59-57
1/26/87	H	W	70-50
2/13/88	A	W	81-67

**Wake Forest (Winston-Salem, N.C.)**

Overall: 0-2

Home: 0-0 • Away: 0-2 • Neutral: 0-0

Date	Site	Result	Score
11/22/06	A	L	74-72
12/19/09	A	L	85-55

**Warren Wilson (Swannanoa, N.C.)**

Overall: 6-0

Home: 4-0 • Away: 2-0 • Neutral: 0-0

Date	Site	Result	Score
12/11/80	A	W	68-59
1/17/81	H	W	76-57
2/2/82	H	W	76-57
2/18/82	A	W	78-64
12/6/82	H	W	64-59

**West Virginia (Morgantown, W. Va.)**

Overall: 0-1

Home: 0-0 • Away: 0-1 • Neutral: 0-0

Date	Site	Result	Score
11/18/06	A	L	78-30

**Western Carolina (Cullowhee, N.C.)**

Overall: 23-35

Home: 12-14 • Away: 10-18 • Neutral: 1-3

Date	Site	Result	Score
11/25/95	A	L	80-65
1/17/96	H	L	73-50
1/16/97	A	L	74-60
2/23/97	H	W	53-50
1/12/98	A	L	84-80
2/14/98	H	L	71-62
1/8/99	H	L	73-71
2/9/99	A	L	74-67
1/11/00	A	W	66-51
2/12/00	H	L	66-62
3/2/00	N	W	66-56
1/6/01	H	W	71-61
2/6/01	A	L	76-64
12/30/01	A	W	97-88
2/2/02	H	W	77-62

1/4/03	H	L	70-53
2/3/03	A	L	75-59
12/30/03	A	L	79-63
2/23/04	H	L	78-59
3/3/04	N	L	60-38
12/8/04	H	L	75-68
2/21/05	A	L	79-71
3/2/05	N	L	79-62
12/31/05	H	L	79-54
1/28/06	A	W	69-64
12/17/06	H	L	76-67
1/27/07	A	L	79-65
1/19/08	H	L	76-55
2/16/08	A	L	87-65
3/7/08	N	L	78-61
12/16/08	H	L	91-66
2/28/09	A	L	77-55
11/20/09	A	L	71-65
2/27/10	H	W	75-71 (OT)
2/9/11	A	W	64-60
2/21/11	H	L	68-58
1/28/12	A	L	69-60
2/11/12	H	L	58-54
1/5/13	A	L	54-40
2/11/13	H	W	54-40
1/4/14	H	W	61-58
2/3/14	A	L	66-47
2/2/15	H	W	59-49
2/21/15	A	W	63-55
1/25/16	A	L	74-72
2/18/16	H	W	72-71
1/5/17	H	W	68-59
2/4/17	A	L	69-66
1/13/18	A	W	54-48
2/8/18	H	L	68-62
1/10/19	H	W	91-65
2/9/19	A	W	63-55
1/23/20	H	W	76-63
2/22/20	A	W	65-58
1/21/21	A	W	65-45
1/23/21	A	L	54-65
1/6/22	H	W	72-48
2/5/22	A	W	71-49

**Western Kentucky (Bowling Green, Ky.)**

Overall: 0-1

Home: 0-0 • Away: 0-1 • Neutral: 0-0

Date	Site	Result	Score
12/17/96	A	L	104-33

**William & Mary (Williamsburg, Va.)**

Overall: 0-2

Home: 0-1 • Away: 0-1 • Neutral: 0-0

Date	Site	Result	Score
12/18/14	H	L	71-51
12/3/15	A	L	75-55

**Wingate (Wingate, N.C.)**

Overall: 0-1

Home: 0-0 • Away: 0-1 • Neutral: 0-0

Date	Site	Result	Score
11/20/93	A	L	76-69

**Winthrop (Rock Hill, S.C.)**

Overall: 8-10

Home: 5-4 • Away: 2-6 • Neutral: 1-0



## ALL-TIME RECORD VS. OPPONENT

Date	Site	Result	Score
1/26/81	H	L	80-56
1/30/82	A	L	80-46
2/8/88	H	L	69-51
2/13/89	A	L	72-64 (OT)
1/18/90	H	W	62-55
2/16/90	A	L	69-65
1/25/96	A	L	75-65
2/29/96	H	L	87-62
1/22/97	H	L	68-67
2/17/97	A	L	80-60
11/21/00	H	W	72-54
11/18/01	A	W	78-62
1/4/06	A	L	56-44
12/1/06	H	W	77-51
12/9/17	A	W	73-68
11/20/18	H	W	70-53
11/23/19	N	W	60-59
11/25/20	H	W	65-50

### Wisconsin (Madison, Wis.)

Overall: 0-1

Home: 0-0 • Away: 0-1 • Neutral: 0-0

Date	Site	Result	Score
11/10/19	A	L	78-65

### Xavier (Cincinnati, Ohio)

Overall: 0-1

Home: 0-0 • Away: 0-1 • Neutral: 0-0

Date	Site	Result	Score
11/15/14	A	L	75-51





The Southern Conference, which celebrated its 100th year in 2021, is a national leader in emphasizing the development of the student-athlete and in helping to build lifelong leaders and role models.

The Southern Conference has been on the forefront of innovation and originality in developing creative solutions to address issues facing intercollegiate athletics. From establishing the first postseason college basketball tournament (1921), to tackling the issue of freshman eligibility (1922), to developing women's championships (1984), to becoming the first conference to install the 3-point goal in basketball (1980), the Southern Conference has been a pioneer.

The Southern Conference is the nation's fifth-oldest NCAA Division I collegiate athletic association. Only the Big Ten (1896), the Missouri Valley (1907), the Pac-12 (1915) and the Southwestern Athletic (1920) conferences are older in terms of origination.

Academic excellence has been a major part of the Southern Conference's tradition. Hundreds of Southern Conference student-athletes have been recognized on CoSIDA Academic All-America and all-district teams. A total of 20 Rhodes Scholarship winners have been selected from conference institutions, most recently in 2012-13, when former Wofford volleyball player Rachel Woodlee earned the prestigious award.

The conference currently consists of 10 members in six states throughout the Southeast and sponsors 20 varsity sports and championships that produce participants for NCAA Division I Championships.

The Southern Conference offices are located in the historic Beaumont Mill in Spartanburg, South Carolina. A textile mill that was in operation from 1880 until 1999, Beaumont Mill was renovated in 2004 and today offers the league first-class meeting areas and offices as well as a spacious library for storage of the conference's historical documents.

#### MEMBERSHIP HISTORY

On Feb. 25, 1921, representatives from 14 of the Southern Intercollegiate Athletic Association's (SIAA) 30 members met at Atlanta's Piedmont Hotel to establish the Southern Intercollegiate Conference. On hand at the inaugural meeting were officials from Alabama, Alabama Polytechnic Institute (Auburn), Clemson, Georgia, Georgia School of Technology (Georgia Tech), Kentucky, Maryland, Mississippi A&M (Mississippi State), North Carolina, North Carolina State, Tennessee, Virginia, Virginia Polytechnic Institute (Virginia Tech) and Washington & Lee.

Dr. S.V. Sanford of Georgia was chosen as acting chairman and N.W. Dougherty of Tennessee was named secretary. The

decision to form a new athletic conference was motivated by the desire to have a workable number of conference games for each league member. With 30 schools in the SIAA by the early 1920s, it was impossible to play every school at least once during the regular season and many schools went several years between playing some conference members. In addition, in 1920, the SIAA voted down proposed rules that an athlete must be in a college a year before playing on its teams and refused to abolish a rule permitting athletes to play summer baseball for money.

Play began in the fall of 1921, and a year later, six more schools joined the fledgling league, including Tulane (which had attended the inaugural meeting but had elected not to join), Florida, Louisiana (LSU), Mississippi, South Carolina and Vanderbilt. VMI joined in 1923 and Duke was added in 1929.

By the 1930s, membership in the Southern Conference had reached 23 schools. C.P. "Sally" Miles of Virginia Tech, president of the Southern Conference, called the annual league meeting to order on Dec. 9, 1932, at the Farragut Hotel in Knoxville, Tennessee. There, it announced that 13 institutions west and south of the Appalachian Mountains were reorganizing as the Southeastern Conference. Members of the new league included Alabama, Alabama Polytechnic Institute, Florida, Georgia, Georgia School of Technology, Kentucky, Louisiana, Mississippi, Mississippi A&M, University of the South, Tennessee, Tulane and Vanderbilt.

According to the minutes of the meeting, Georgia's Dr. Sanford stated that the division was made along geographical lines. Florida's Dr. J.J. Tigert, acting as spokesman for the withdrawing group, regretted the move but believed it was necessary as the Southern Conference had grown too large. The resignations were accepted and the withdrawing schools formed the new league, which began play in 1933.

The Southern Conference continued with membership of 10 institutions, including Clemson, Duke, Maryland, North Carolina, North Carolina State, South Carolina, Virginia, VMI, Virginia Tech and Washington & Lee.



The Southern Conference office is located in the refurbished Beaumont Mill in Spartanburg, less than a mile from the Wofford campus.





**SOUTHERN CONFERENCE MEMBERS**

- Alabama (1921-1932)
  - Appalachian State (1971-2014)
  - Auburn (1921-1932)
  - College of Charleston (1998-2013)
  - Chattanooga (1976-present)**
  - The Citadel (1936-present)**
  - Clemson (1921-1953)
  - Davidson (1936-1988, 1991-2014)
  - Duke (1928-1953)
  - East Carolina (1964-1976)
  - East Tennessee State (1978-2005, 2014-present)**
  - Elon (2003-2014)
  - Florida (1922-1932)
  - Furman (1936-present)**
  - George Washington (1936-1970)
  - Georgia (1921-1932)
  - Georgia Southern (1991-2014)
  - Georgia Tech (1921-1932)
  - Kentucky (1921-1932)
  - Louisiana State (1922-1932)
  - Marshall (1976-1997)
  - Maryland (1921-1953)
  - Mercer (2014-present)**
  - Mississippi (1922-1932)
  - Mississippi State (1921-1932)
  - North Carolina (1921-1953)
  - North Carolina at Greensboro (1997-present)**
  - North Carolina State (1921-1953)
  - Richmond (1936-1976)
  - Samford (2008-present)**
  - South Carolina (1922-1953)
  - Tennessee (1921-1932)
  - Tulane (1922-1932)
  - University of the South (1922-1932)
  - Vanderbilt (1922-1932)
  - Virginia (1921-1937)
  - VMI (1924-2003, 2014-present)**
  - Virginia Tech (1921-1965)
  - Wake Forest (1936-1953)
  - Washington & Lee (1921-1958)
  - West Virginia (1950-1968)
  - Western Carolina (1976-present)**
  - William & Mary (1936-1977)
  - Wofford (1997-present)**
- Bold indicates current conference member

The second major shift occurred some 20 years later. By 1952, the Southern Conference included 17 colleges and universities. Another split occurred when seven schools – Clemson, Duke, Maryland, North Carolina, North Carolina State, South Carolina and Wake Forest – departed to form the Atlantic Coast Conference, which began play in 1953. The revamped Southern Conference included members The Citadel, Davidson, Furman, George Washington, Richmond, VMI, Virginia Tech, Washington & Lee, West Virginia and William & Mary.

A third major shift occurred in 2012-13, when five members announced their departures and three schools were added. College of Charleston announced its decision to leave for the Colonial Athletic Association following the 2012-13 season, while Appalachian State (Sun Belt), Davidson (Atlantic 10), Elon (Colonial) and Georgia Southern (Sun Belt) announced they would depart following the 2013-14 campaign. At the Southern Conference's 2013 spring meetings in Hilton Head Island, South Carolina, the league officially extended invitations to former members ETSU and VMI, as well as Mercer, to join the league for the 2014-15 academic year.

Today, the league continues to thrive with a membership that includes 10 institutions and a footprint that spans six states: Alabama, Georgia, North Carolina, South Carolina, Tennessee and Virginia. Current league members are The Citadel, ETSU, Furman, Mercer, UNCG, Samford, Chattanooga, VMI, Western Carolina and Wofford.


**CHAMPIONSHIPS**

Men's basketball was the first sport in which the conference held a championship. The league tournament is the nation's oldest, with the inaugural championship held in 1921 at Atlanta's City Auditorium and won by Kentucky. The tournament began Feb. 25, the same day that members of the Southern Intercollegiate Athletic Association met to discuss forming the new league that would become the Southern Conference. The following year, North Carolina won the first tournament after the formation of the league.

Commissioner Germann spearheaded the Southern Conference's expansion to include women's athletics during the 1983-84 season. That year, league women's championships were held in volleyball, basketball and tennis.

Southern Conference declares champions in 10 men's

sports – football, soccer, cross country, basketball, indoor track and field, outdoor track and field, wrestling, baseball, tennis and golf – and nine women's sports – soccer, volleyball, cross country, basketball, indoor track and field, outdoor track and field, tennis, golf and softball. Rifle is a mixed sport.



*Wofford won the 2003, 2007, 2010, 2012, 2017, 2018 and 2019 SoCon Football Championships.*



*Wofford won the 2013 Men's Soccer Regular Season Championship.*





## DR. NAYEF SAMHAT

PRESIDENT

Nayef H. Samhat, the 11th president of Wofford College, is a native of Detroit, Michigan. He holds a B.A. in international affairs from The George Washington University's School of International and Public Affairs, a master's degree in international affairs from Columbia University and a Ph.D. in political science from Northwestern University.

The Wofford College Board of Trustees elected Samhat as president of the college on Tuesday, May 14, 2013. He began his duties at Wofford on July 1, 2013.

Samhat came to Wofford in July 2013 after serving as provost and professor of political science and international studies at Kenyon College in Gambier, Ohio. Prior to his time at Kenyon, he was the Frank B. and Virginia B. Hower Associate Professor of Government and International Studies and an associate dean at Centre College in Danville, Kentucky.

Since taking office at Wofford, Samhat has led the college through two strategic visioning processes, including the latest to address justice, equity, diversity and inclusion on campus. A record \$470 million comprehensive fund-raising campaign, including endowment growth of over \$250 million (the total is now more than \$400 million), concluded in 2021. He has overseen the renovation or construction of 11 campus facilities, the re-evaluation of the general education curriculum, an increased engagement with the Spartanburg community, including new initiatives in Spartanburg's northside neighborhood, SACSCOC reaccreditation, and new marketing and branding initiatives as well as many other plans, programs and grants designed to build community, boost sustainability, champion the liberal arts and enhance the educational experience for students.

He serves on the executive committee of the Annapolis Group of Liberal Arts Colleges. Past national service includes the boards of the Council of Independent Colleges national board of directors, the National Association of Independent Colleges and Universities (NAICU) and the NCAA Division I board of directors and board of governors, which also included service on the NCAA Division I Presidential Forum and as a mentor for the NCAA Pathway Program. He also was chairman of the Southern Conference Council of Presidents in 2015-16.

His academic interests include international relations theory, international political economy and the politics of the Middle East, especially international relations in the Middle East. He has contributed articles, papers, reviews and essays on these and other topics. Samhat is also a staunch advocate of the liberal arts educational experience and has been a national presenter, panelist and commentator on the subject.

Samhat is married to Prema Samhat. They have three daughters, Alia, Jehan and Leila, and three grandsons.



Dr. Samhat traveled with the Terriers to the NCAA FCS Playoff game at North Dakota State in 2017.

## RICHARD JOHNSON

ATHLETIC DIRECTOR

Richard Johnson is in his 22nd year as director of athletics at Wofford College. The former head basketball coach has been an instrumental figure on campus for over 35 years.

Johnson officially began his duties on December 3, 2001. In 17 years as head basketball coach at Wofford (1985-2002), Johnson had a 100 percent graduation rate for all players who completed their eligibility. He was the runner-up for SoCon Coach of the Year honors twice in the Terriers' five seasons of league play under him. His 200<sup>th</sup> win was a 79-74 victory at Clemson during the 1999-2000 campaign. During his Wofford coaching tenure, Johnson guided the Terriers from NAIA membership to NCAA Division II in 1988, Division I status in 1995 and the Southern Conference in 1997.

A 1976 graduate of The Citadel, Johnson came to Wofford after serving nine years as a basketball assistant at his alma mater under legendary coach Les Robinson. Johnson also holds an MBA from The Citadel.

Over the past two decades as athletic director, he has been a driving force behind the development of several facility projects. Russell C. King Field and Switzer Stadium returned baseball to campus in 2003. The Richardson Building was renovated in 2008 and 2018, while the Joe E. Taylor Athletic Building and a golf practice facility were completed in 2009. Wofford completed the Jerry Richardson Indoor Stadium, a 3,500 seat basketball arena, in September of 2017. Richardson Hall, providing locker room space for baseball and softball, along with an indoor practice space for golf, opened in 2020. A new softball field and renovations to Snyder Field were completed in 2022.

Johnson has also been responsible for the growth of the athletic endowment to a current level of over \$45 million, with a long-term goal of endowing all scholarships in the department. He recently concluded service on the NCAA's Division I Football Championship Committee and the FCS ADA Executive Committee, while also serving on NCAA Division I Men's Basketball Rules Committee. In 2015 and 2021, he was named FCS Athletic Director of the Year by the National Association of Collegiate Directors of Athletics.

Johnson and his wife Carol, have two daughters, Lindsay and Lauren, and a son, Rich, all three of whom are Wofford graduates. The Johnsons also have five grandchildren. Lindsay and Brad Lowry are the parents of Louisa and Brady Lowry, while Lauren and Dr. Reece McWilliams are the parents of Mac, Walker, and James McWilliams.



## DR. JAMEICA HILL

### FACULTY ATHLETIC REPRESENTATIVE

Dr. Jameica Hill, Professor and Chair of the Chemistry Department, is in her 16th year as the Faculty Athletic Representative (FAR). Dr. Hill represents Wofford to the National Collegiate Athletic Association and the Southern Conference. She is responsible for certifying the eligibility of student-athletes and assuring integrity in the eligibility process. In addition to supervising athletics policies, the FAR also serves as a liaison between the faculty and the student athletes, looking out for their individual well-being with regard to academics and athletics. She served as the President of the Southern Conference from 2017 to 2019 and is currently chair of the NCAA Postgraduate Scholarship Committee.

Hill, a native of Due West, S.C. and a member of Phi Beta Kappa, earned her Ph.D. degree in inorganic chemistry at Clemson University, where she was a Graduate Teaching Assistant of the Year. She received Wofford's 1995 Martin Luther King Jr. Humanitarian Award and was also an associate director for a summer science program that was funded by a grant from the Howard Hughes Medical Center.

Hill's interest in athletics has been a lifelong one. Her father was a high school coach, and she participated in many different sports (including being named a SC All-State point guard and playing in the North/South game).

A 1988 graduate of Wofford, Hill was a cheerleader for the football and basketball teams as a student. Her husband, Jason Hill '89, is a former Wofford quarterback and assistant coach. Their daughter Shelby graduated from Clemson University and is in the Ph.D. program for chemistry at Southern California, while their son Jason '19 played football at Wofford.



## ELIZABETH RABB

### DEPUTY AD - EXTERNAL / SWA

Elizabeth Rabb is in her 21st year as a member of the Wofford athletic department. In August of 2019 she was named deputy athletic director, overseeing external operations. Her responsibilities include covering the areas of compliance, advancement, media relations, video services and ticketing. She took on the role of senior woman administrator in September of 2015. Prior to moving to deputy athletic director, she served as associate athletic director for compliance and also provided oversight for the Student-Athlete Advisory Committee (SAAC).

In addition, she is the sport supervisor for women's tennis, volleyball, women's soccer and women's lacrosse. In July of 2011, she ended a three-year term as a member of the NCAA's Administration Cabinet. Rabb also served a term on the NCAA's Olympic Sports Liaison Committee and is currently on the NCAA Nominating Committee. She has added experience as Wofford's ticket manager and cheerleading coach during her tenure at Wofford.

A native of Johnson City, Tenn., Rabb earned a B.A. degree in history from Wofford in 2001. She earned her master's degree from Converse College in December 2007. While an undergraduate, she worked as a student assistant in the athletic department and was a member of both the cheerleading and dance squads. Rabb also worked as an intern at East Tennessee State and the Southern Conference office.

Rabb and her husband, Marc, have a daughter, Ella. Marc is the director of media relations at Gardner-Webb University.



## BRENT WILLIAMSON

### ASSOCIATE AD FOR ATHLETIC COMMUNICATIONS

Brent Williamson is in his 16th season at Wofford. After eight years as Assistant Athletic Director for Media Relations, he was named Associate AD in September of 2015. He joined the Terriers after spending four years as the Assistant Athletic Director for Public Relations at the University of Maine.

He is responsible for the athletic communications operations for all 20 sports in the Wofford College Athletic Department and is the primary contact for football, men's and women's tennis, and cross country/track and field. He oversees all department publications, statistics, news releases, the department's website "woffordterriers.com," and social media outlets. Overall, he



has worked with five NCAA Tournament teams in men's basketball and nine NCAA FCS playoff teams in football. The 2013 football media guide was named "Best in the Nation" by CoSIDA, the 2021 baseball media guide was second in the nation and the 2021 football media guide was third in the nation. He also oversees the marketing and promotion of all Wofford sports.

In four years at Maine, Williamson oversaw the media relations for nineteen sports. He was the primary contact for the men's ice hockey team, which advanced to three NCAA Frozen Fours. He worked with six All-Americans and a Hobey Baker Finalist, along with several future NHL players and two Stanley Cup Champions. At Maine he also oversaw the development and production of a bi-weekly television show, The Black Bear Insider, along with other special projects.

Prior to Maine, he spent eight years working in media relations in the National Football League. After two seasons with the Atlanta Falcons, he joined the Jacksonville Jaguars in 1997. In 2002, he was named Director of Media Relations for the Houston Texans. He assisted in the media relations operations at four Super Bowls.

A native of Taylors, S.C., Williamson graduated from Wake Forest University in 1994 with a bachelors degree in history. He added a masters of sports management from the University of Richmond in 1996. His grandfather, W.S. Williamson, graduated from Wofford College in 1932.

## STANLEY BROADEN

### ASSOCIATE AD FOR OPERATIONS

Stanley Broaden joined the Wofford staff in the summer of 2021 as associate athletic director for operations. He previously served as the Southern Conference director of championships since April of 2018. He was elevated to assistant commissioner in the summer of 2020.

At Wofford, Broaden primarily oversees game management and internal operations. He will also serve as a liaison between the department and other on-campus groups and committees, including the Carolina Panthers. He is the sport supervisor for men's soccer, cross country/track and field, and rifle. Broaden was named to the NCAA Rifle Committee in 2022.

Broaden was responsible for the management and coordination of Southern Conference championship tournaments and the league's awards and merchandising efforts.

The Wilmington, North Carolina, native served a postgraduate internship in championships & alliances at the NCAA office in Indianapolis. There, he assisted with championship operations for the Division I championships for women's volleyball, football, indoor track and field and men's ice hockey and the National Collegiate Beach Volleyball Championship.

Prior to his time at the NCAA, Broaden was a graduate assistant in at his alma mater, Appalachian State University, where he assisted in the oversight of Student-Athlete Leadership and Development and game operations. As a student-athlete for the Mountaineers, Broaden was a first-team All-Southern Conference performer in soccer in 2013 and won three individual titles in track. After Appalachian State's move to the Sun Belt Conference, Broaden was a first-team all-conference performer in men's soccer, leading the league in scoring in 2014. He also won three individual outdoor track titles. Broaden served as the president of Appalachian State's chapter of the Student-Athlete Advisory Committee.

Broaden earned a bachelor's degree in exercise science from Appalachian State in December 2015 and a master's in public administration in 2017.



## LUKE FEISAL

### ASSOCIATE AD FOR DEVELOPMENT

Luke Feisal joined the staff as the Terrier Club membership development coordinator on July 1, 2015. After a short stint working in major gifts at Clemson University and IPTAY, he returned to Wofford in January of 2020 as associate athletic director for development. He serves a dual role as liaison between the athletic and development offices.

He also oversees, along with the Terrier Club president, many of the events and activities administered by the Terrier Club and its board of directors, including the Terrier Ball. Feisal works closely with the Athletics leadership and major gift donors to enhance the student-athlete experience. He also implements the Goal Line Club and coordinates letterman, parent, and fan development along with being the sport supervisor for men's golf.

Feisal was a four-year letterman on the baseball team for the Terriers. He played in 117 career games with 71 starts at catcher. During his senior season, the team won 32 games and reached the Southern Conference Tournament semifinals. He was named to the Southern Conference Academic Honor Roll.





earned his M.B.A. at Clemson University in 2018. Following graduation from Wofford, he spent a year with FirstBank in Nashville as a portfolio management analyst. He has added experience as an intern the Greenville Drive. He and his wife, Alex Hendricks, have a daughter, Mabry. Hendricks graduated from Wofford in 2014 and was a member of the women's golf team.

## RYAN PRICE

### ASSOCIATE AD FOR BUSINESS/FINANCE

After spending two seasons with the Wofford baseball team, Ryan Price moved to administration on September 1, 2014, to assist in internal operations. He was promoted to Assistant Athletic Director for Business and Finance in the spring of 2017 and Associate Athletic Director in November of 2021. In addition to assisting the Athletic Director with special projects, Price is responsible for controlling all sport budgets, departmental invoices, and expense reports. He also works closely with the Sam Keenan in compliance and Stanley Broaden in monitoring game operations. He is the sport supervisor for the 2021 and 2022 SoCon regular season champion baseball team.

Price joined the Terriers in October of 2012 as an assistant baseball coach. In his first season on the staff, the team led the Southern Conference and the nation with 163 stolen bases and was 18th in the nation in sacrifice bunts. In 2014, the team set a school record for wins in a season and reached the Southern Conference Tournament semifinals.

Prior to joining the Terriers he was an assistant coach and coordinator of baseball operations at The College of Saint Rose. He also served as an athletic department assistant. A three-time Northeast-10 Conference All-League outfielder at The College of Saint Rose, he was also a three-time Northeast-10 Academic All-Conference pick who made 174 starts.

A native of Binghamton, New York, Price received his bachelor's degree in sport management and mathematics from The College of Saint Rose in 2010 and added a master of business administration in 2011.



## SAM KEENAN

### ASSISTANT AD FOR COMPLIANCE

Sam Keenan joined the Wofford staff in July of 2019 as director of compliance and was promoted to Assistant Athletic Director for Compliance in November of 2021. He oversees NCAA, Southern Conference and Wofford regulatory issues for all Terrier student-athletes. This includes interpreting NCAA regulations and monitoring recruiting, financial aid and eligibility issues, along with Name, Image and Likeness regulations. He also is the liaison with the Student-Athlete Advisory Committee (SAAC).

He spent the 2018-19 academic year as the assistant director of compliance at Appalachian State. With the Mountaineers he oversaw the National Letter of Intent program for all sports and monitored financial aid for all student-athletes. Keenan also spent one year as a postgraduate intern at the NCAA working in the Eligibility Center. He processed initial eligibility waivers and presented appeals with the academic review team.

Keenan is a 2014 graduate of Duke University and a 2017 graduate of Wake Forest University School of Law. He was admitted to the North Carolina Bar in April of 2018. While at Duke, he served as a student athletic trainer for the football team. He also served as compliance intern at High Point University during his last two years of law school. He and his wife, Meredith, reside in Duncan.



## BYRON RUCKER

### ASSISTANT AD/BUILDING MANAGER RICHARDSON INDOOR STADIUM

Byron Rucker joined the Wofford staff in August of 2017 as the building manager for Richardson Indoor Stadium. He was promoted to Assistant Athletic Director in November of 2021. He has over thirty years of experience in the event production and management field.

Most recently Rucker served as the director of economic development for the city of Fountain



Inn and also oversaw the Younts Center for Performing Arts. Previously he was regional manager for ShowPros Entertainment Services in Greenville, where he provided professional staffing services to multiple indoor and outdoor event venues in the region. From 1997-2005, he worked with SheerSports in a variety of capacities, including serving as the general manager of the Greenville Grrrowl (ECHL), Carolina Rhinos (af2), and Greenville Groove (NBA Development League) teams which were based at the BI-LO Center. He also has experience with Marquee Events and Main Street Events management companies.

A 1984 graduate of Presbyterian College, he started his career in athletics as the women's basketball coach at Presbyterian.

## ADDISON HARVEY

### ASSISTANT AD FOR MARKETING AND VIDEO

Addison Harvey joined the Wofford staff in December of 2020 as the director of video services. In September of 2022 he was named assistant athletic director for marketing and video. In this role he oversees the marketing and promotions for all 20 sports. He also coordinates the game day experience and oversees the campus video streaming operations of ESPN3 and ESPN+ broadcasts.

Harvey spent a year with the Carolina Panthers as a video assistant, filming and editing all games and practices as a member of head coach Ron Rivera's staff. Prior to working in Charlotte, he spent a decade working at East Carolina University in video operations. As coordinator of video operations as he oversaw the football video department, including DVSport, Dragonfly, analytical breakdowns, highlight videos and recruiting videos. He provided content for social media accounts, assisted in the production of coaches shows. He has additional experience with video board content for men's and women's basketball games, along with streaming of baseball games.

A 2011 graduate of East Carolina University with a degree in communication, he also earned a masters degree in recreation services and interventions in 2014. Harvey and his wife, Lauren, have two children - Logan and Jackson.



## ANDY KIAH

### DIRECTOR OF ATHLETIC FACILITIES

Andy Kiah is in his 27th year on the staff at Wofford and 21st as the director of athletic facilities.

Kiah oversees the maintenance and operation of all athletic facilities, including Gibbs Stadium, the practice fields, the Richardson Building, Snyder Field, and Russell C. King Field. Wofford's facilities, which are also used by the Carolina Panthers for training camp, have been ranked among the best in the country.

Kiah first came to Wofford as an assistant baseball coach. A 1996 graduate of the University of Massachusetts, Kiah was a four-year letterman for the UMass baseball team. The 1996 Minuteman squad advanced to the NCAA Regionals and was within one game of reaching the College World Series. He was captain of the 1996 team that set a school record with 40 wins.

A native of Brewer, Maine, Kiah holds a bachelor's degree in sports management from the University of Massachusetts. His wife Amy, was head coach of the Wofford women's soccer team from 1999 to 2017. They have two daughters, Kayleigh (Wofford '26) and Mikenna.




## SHELBY TAYLOR

### TICKET MANAGER

Shelby Taylor is in her 16th year as Wofford's ticket manager. She joined the Terrier staff in 2006 after working as a sales representative for Powers Solutions. In her role, she supervises all ticket operations including season and game day sales. She has also been responsible for the Terriers move to electronic ticketing for football and basketball, while overseeing seating in Jerry Richardson Indoor Stadium.

Taylor is a 1982 graduate of the University of South Carolina Upstate with a bachelor of science degree in administration.

She and her husband, David, are the parents of a daughter Meg and a son Rob. Meg is a 2014



graduate of Converse College and also earned a masters degree from Converse in 2016, while Rob is a 2016 graduate of Wofford and a teacher at Byrnes High School.

## STEPHANIE LANCASTER

ATHLETIC DEVELOPMENT COORDINATOR



Lancaster was named the athletic development coordinator with the Terrier Club in March of 2020. In this role she plans, coordinate, implement and manage all aspects of athletic fundraising events. She is responsible for coordinating with the Terrier Club Board of Directors and managing all donations, mailings and solicitations.

She began working at Wofford in 2012 on a part-time basis and became the department administrative assistant in 2018.

Lancaster is a graduate of Appalachian State University in 1991 with a degree in psychology. Her husband, Trent, is a Wofford graduate and their daughter, Haiden, graduated from Wofford in May of 2020. Son, Owen, is a student at Clemson and son, Whitman, is a student at Tennessee.

## AMBER AUTRY

ASST. DIRECTOR OF ATHLETIC DEVELOPMENT



Amber Autry joined the Wofford Athletics Development staff in June of 2022. She will handle Terrier Club annual giving and excellence fund initiatives, along with planning the Terrier Club's annual series of golf tournaments.

She spent the last year at USC Upstate as an athletic administration and development assistant. She focused on general administration duties in the department with a focus on fundraising.

A native of Michigan, Autry attended Penn State University where she was a member of the women's gymnastics team. She graduated with a degree in kinesiology and exercise science in 2020 and spent some time interning with the Nittany Lions in the athletic strength and conditioning department. She added a Masters in Athletic Leadership from Clemson University in May of 2022.

## WYATT STREETT

ASSISTANT DIRECTOR ATHLETIC COMMUNICATIONS



Wyatt Streett joined the Wofford staff in October of 2021 as an intern and was moved into the assistant director of athletic communications role in June of 2022. He is the primary media contact for volleyball, women's basketball, men's and women's golf, and baseball. While an intern, he was the primary contact for men's and women's soccer, women's basketball and baseball. In addition, he assisted with game day operations for several other sports.

Streett spent the summer of 2021 as the media relations intern with the Greenville Drive. He created daily game notes and graphics, along with inputting stats and writing feature stories. He also spent time as an intern with the Florence RedWolves collegiate summer league baseball team.

A 2019 graduate of Clemson University with a degree in sports communications, Streett was a student assistant in the Clemson athletic department for three years, working primarily with football and baseball.

## OMAR ELMORE

DIRECTOR OF VIDEO SERVICES



Omar Elmore joined the Wofford staff in September of 2022 as the director of video services after spending a year in the department as an intern production coordinator. He oversees the campus video streaming operations of ESPN3 and ESPN+ broadcasts. In addition, he provides

content for the video boards at Gibbs Stadium and Jerry Richardson Indoor Stadium and a wide variety of social media channels.

A 2021 graduate of Wofford College, Elmore was a Richardson Scholar and earned a bachelors degree in English. He also has experience at the Sundance Institute, The Aspen Institute, Piccolo Spoleto, and MSNBC.

## BRIAN SULLIVAN

WOFFORD SPORTS PROPERTIES



Brian Sullivan is entering his second season with Peak Sports MGMT/Wofford Sports Properties at Wofford College and was named general manager in early 2022. As general manager, Sullivan handles all corporate partnerships and multimedia rights for Terrier Athletics, including radio for football and men's basketball.

A native of Lake Bluff, Illinois, Sullivan spent the spring of 2021 as the digital and social media intern at the Missouri Valley Conference. He also was the marketing and promotions intern for the River City Rascals in the summer of 2019.

Sullivan graduated in 2021 from Maryville University with a degree in sports management. He was a track and field athlete for the Saints.

## BENTON SNYDER

WOFFORD SPORTS PROPERTIES



Benton Snyder is in his first season with Peak Sports MGMT/Wofford Sports Properties. As account executive, Snyder is primarily responsible for activation and fulfillment of partnerships in addition to generating new partnerships.

A native of Columbus, Ohio, he previously was a sponsorship sales intern at The Citadel. During the summer of 2021 he was a marketing and sponsorship sales associate at Maestroe Sports & Entertainment working with properties such as USA Pickleball and Spikeball. He also spent one summer as an intern with the Lexington County Blowfish.

Snyder graduated from the University of South Carolina in May of 2022 with a degree in sport and entertainment management.







**DANIELLE CAPERS**  
Athletic Training  
Resident



**MEGAN FLEMING**  
Video Production Intern



**IMANI HILL**  
Strength and  
Conditioning Assistant




**TORI McDONALD**  
Cheerleading Coach



**RON MILLER**  
Director of  
Athletic Bands



**GRACIE PALL**  
Graphic Design Intern



**MATT PRICE**  
Strength and  
Conditioning Assistant



**ANTHONY ROBERTS**  
Media Relations Intern



**RON ROBINSON**  
Chaplain



**GORDON RODGERS**  
Office Assistant



**ANTHONI TAYLOR**  
Athletic Training  
Resident

**TBA**  
Sports Marketing and  
Promotions Intern

## SPORTS MEDICINE

Spartanburg Regional Healthcare System's Sports Medicine Institute is the official sports medicine provider of Wofford College athletics. By partnering with the Sports Medicine Institute, Wofford student-athletes have access to all the services and specialties of a teaching hospital as well as a Level 1 trauma center at Spartanburg Medical Center. This includes specialty physicians, diagnostic testing such as MRI and CT, pharmacy services, drug testing and nutritional counseling.

With the opening of Jerry Richardson Indoor Stadium in the fall of 2017 and the renovations of the Richardson Building in the summer of 2018, the Wofford College Athletic Training staff has two new on-campus facilities.

The athletic training area in Jerry Richardson Indoor Stadium is used for men's and women's basketball, volleyball, women's lacrosse, and men's and women's golf. This location will also be the primary area for physical therapy with a Biodex machine and treadmill. The area includes two offices, an exam room, and a wet area with two Grimm CRYOthem hot/cold soaking tubs.

In the Richardson Building, the athletic training room is primarily for football, men's and women's soccer, baseball, men's and women's tennis, and men's and women's cross country and track and field. A 1,200 square foot addition houses a new state of the art hydrotherapy suite which includes two Grimm CRYOthem hot/cold soaking tubs and a Hydroworx aquatic therapy pool with underwater treadmill, resistance jet technology, and an underwater camera for detailed observations and feedback to the trainers and athletes. The existing training room was relocated to adjoin the new hydrotherapy suite, which results in a much-needed increased size for the new training room. Supporting the training area are three staff offices, exam room, x-ray room, and storage room.



## WILL CHRISTMAN


### DIRECTOR OF SPORTS MEDICINE

Will Christman is in his 15th season at Wofford and was named Director of Sports Medicine in 2016. He joined the Terriers in 2008 after working for two years at Furman University. He oversees the athletic training room and assists with the football team. The football team has won five Southern Conference titles during his tenure.

At Furman, Christman worked with men's basketball and men's and women's golf in addition to assisting with football. During the 2005 season he interned with the Buffalo Bills. He was a graduate assistant at Georgia Tech for two years while earning his masters degree at Georgia State. In 2002, he was a season-long intern for the Carolina Panthers and also worked for the Panthers during the 2001 training camp at Wofford. In addition, he has spent time as an athletic trainer at Wingate University, South Carolina, and Dreher High School.

Christman is a certified athletic trainer through the National Athletic Trainers Association and is also a National Academy of Sports Medicine Performance Enhancement Specialist. Currently he serves on the board of directors of the South Carolina Athletic Training Association (SCATA).


He graduated from Wingate University in 1999 and 2002 with degrees in athletic training and physical education. He added a masters of sports medicine in 2005 from Georgia State. Christman and his wife, Kim, and daughters, Abigail and Rebecca, reside in Greenville.



## RILEY COX

### ASSISTANT ATHLETIC TRAINER

Riley Cox joined the Wofford staff in July of 2013. He works with the men's soccer and baseball teams. The baseball team has won back-to-back Southern Conference regular season titles in 2021 and 2022 and he was part of a regular season title with the men's soccer team. He





previously spent two years at The Citadel as a graduate assistant athletic trainer. In Charleston he worked with football along with coverage of corps of cadet special activities.

A native of Frederick, Maryland, Cox graduated from Salisbury University in 2011 and worked for three years as an athletic training student there. He worked specifically with the football and tennis teams while also in rehab.

Cox earned a masters degree in health, exercise and sports science from The Citadel in 2013. He is a certified athletic trainer through the National Athletic Trainers' Association.

## **ANNA GEARHART**

### **ASSISTANT ATHLETIC TRAINER**

Anna Gearhart joined the Wofford staff in August 2018 and works with volleyball, women's lacrosse, and cheerleading. For eight years she was an assistant athletic trainer at Miami University in Ohio.

While at Miami, Gearhart worked primarily with women's soccer, football, men's and women's cross country/track and field, and women's swimming and diving. She worked closely with physicians, physical therapists and strength and conditioning staff to provide comprehensive care to student-athletes.

Gearhart, a certified athletic trainer through the National Athletic Trainer's Association, received her bachelor of science degree from Miami in 2008. She also earned a masters degree from Wright State University in 2010. At Wright State, she worked with the women's soccer and baseball teams.



## **DIANE BOYCE**

### **ASSISTANT ATHLETIC TRAINER**

Diane Boyce is in her second year on the Wofford staff. She joined the Terriers in December of 2021 after spending five years at Bucknell University. She works with the men's basketball team, along with men's and women's golf and rifle. She also is the insurance coordinator for the department.

At Bucknell, Boyce worked with the field hockey and men's lacrosse teams. The field hockey team won the spring 2021 Patriot League Championship and advanced to the second round of the NCAA Tournament. She worked for four years as at her alma mater, Limestone, working with the field hockey, wrestling and football programs.

Boyce graduated from Limestone College in 2011 with a degree in athletic training, which included experience as a student athletic trainer at Wofford. She went on to complete a master's degree in kinesiology at Louisiana Tech, earning that degree in 2013. While at Louisiana Tech, Boyce worked with the softball team and assisted with football.

A certified athletic trainer through the National Athletic Trainers' Association, Boyce is a native of Toccoa, Georgia.



## **JORDYN KNAPP**

### **ASSISTANT ATHLETIC TRAINER**

Jordyn Knapp began working at Wofford in January of 2022. She works with football, along with cross country, indoor and outdoor track and field. She joined the Terrier staff after a year at Appalachian State where she worked with the women's basketball and women's tennis teams.

During the 2020-21 academic year she was an athletic training resident at Wofford, working with women's basketball and football. A 2018 graduate of Randolph College with a degree in sport and exercise studies, Knapp was a member of the softball team and served as the Student-Athlete Advisory Committee president. She earned a masters in athletic training from Charleston Southern University in 2020.

A native of Woodbridge, Virginia, she is a certified athletic trainer through the National Athletic Trainers' Association.




## **DR. J.D. McDERMOTT**

### **TEAM ORTHOPEDIST**

Dr. J.D. McDermott is in his second season as the team orthopedist for Wofford College. The Colorado native practices at the Sports Medicine Institute - North Grove and Sports Medicine Institute - Upward campuses. He specializes in arthroscopic surgery of the knee, hip, shoulder and elbow.

He attended Washington and Lee University, where he graduated magna cum laude with a B.A. in History while also being pre-med. He was a four-year letterman on the men's soccer team and was honored to be voted captain his senior year. He attended Jefferson Medical College in Philadelphia, Pennsylvania, for medical school and moved to New York City to complete his residency in orthopaedic surgery at Seton Hall University.

Following residency, he completed a sports medicine and shoulder surgery fellowship at the University of Texas Houston/Baylor College of Medicine program. While in Houston, he served as an assistant team physician for the Houston Texans, Houston Rockets, Houston Dynamo, University of Houston and the World Series Champion Houston Astros. He and his wife, Caroline, have two young daughters.



## **DR. ERIC COLE**

### **TEAM PHYSICIAN**

Dr. Eric Cole is in his 17th season as a team family physician for the Terriers. He is in private practice at the Family Physicians of Spartanburg. A 1999 graduate of Wofford College with a degree in biology, he was a four-year letterman on the football team. He earned CoSIDA Academic All-District honors as a junior and was the recipient of Carolina Panthers Post-Graduate Scholarship. He also received the Charles Bradshaw Award in 1999.

He graduated from the University of South Carolina School of Medicine in 2003 and completed his residency in family practice in Greenwood, South Carolina. While in Greenwood, he was associate team doctor for Lander University.

Cole and his wife, Susan, a 1998 graduate of Wofford, have two children, Andrew and Katie.



*The athletic training room in Jerry Richardson Indoor Stadium.*





At the end of the last academic year, there were approximately 2,000 four-year colleges in the United States. Only 290 of them have the right to induct their graduates into Phi Beta Kappa, the nation's most prestigious liberal arts honor society. There are six private Phi Beta Kappa colleges and universities in the Carolinas: Wofford, Davidson, Duke, Elon, Furman and Wake Forest.

Founded at the College of William and Mary in December 1776, Phi Beta Kappa was the first of the Greek letter fraternities and adopted such rituals as the badge, the secret oath, and the special handclasp from the various secret societies of the day.

Phi Beta Kappa, however, was also devoted to the principles of "friendship, morality, and literature (or learning)," and these characteristics gradually attained the greatest emphasis. John Quincy Adams, Edward Everett and Joseph Story, members of the Harvard chapter, are credited with making the fraternity a public literary and honor society for undergraduates in the 1830's. Women were first admitted to Phi Beta Kappa in 1875 at the University of Vermont.

Wofford received its chapter at the 1940 triennial meeting, bringing to fruition more than ten years of work by three Phi Beta Kappa members who were then serving on the faculty: President Henry Nelson Snyder, Dr. David Duncan Wallace, class of 1894, and Dr. John West Harris '16, a brash and brilliant young English professor not afraid to campaign vigorously in the conviction that his alma mater deserved membership. (Dr. Harris later founded the National Beta Club, which still has its headquarters in Spartanburg).

Phi Beta Kappa today sponsors numerous programs to encourage scholarship and learning, including the Phi Beta Kappa Book Awards and the visiting scholar, academic fellowship and leadership programs.

For these reasons, Phi Beta Kappa Day at Wofford has institutional significance, as well as being especially memorable for the new members, each of whom will receive the traditional Phi Beta Kappa watch key or pin.



Alexis Tomlin (above) is one of 13 women's basketball players to be inducted into Phi Beta Kappa, and she thrice earned SoCon Student-Athlete of the Week honors.

**PHI BETA KAPPA STUDENT-ATHLETES**

Name	Sport	Name	Sport
Margaret Grace Adcock '21	Women's Soccer	Meredith A. Knox '99	Volleyball, Basketball
Abigail Claire Albritton '20	Women's Soccer	James Harshaw Lane '12	Football
Mitchell Charles Allen '11	Football	Amanda Katherine Liguori '15	Volleyball
Abigail A. Anderson '05	Women's Soccer	Bradley Alexander Loesing '12	Men's Basketball
Katerine R. Annas '00	Women's Tennis	James William Logan '86	Cross Country
Chelsea Marie Ashworth '13	Women's Soccer	William Steven Lowrance '58	Football
William Hawksley Barbee '60	Men's Basketball	Anna Christian Lyles '20	Women's Cross Country/Track
Margaret W. Barrett '96	Volleyball	Lindsay R. Lyman '04	Volleyball
John Patrick Batten, Jr. '80	Basketball, Football	Mary Katherine Macklen '15	Women's Soccer
Edward Milton Berkman '52	Track	Kathryn S. Maloney '04	Rifle
Ole Hoyland Berg '22	Men's Soccer	Rudolph Ernest Mancke, III '67	Football
Angela Colleen Berry '06	Volleyball	Michael Christopher Marshall '83	Football
Katherine Grace Beulein '18	Women's Soccer	Mary Beth Martin '00	Women's Tennis
Edward Barton Blackmon, Jr. '74	Track	Stephanie H. Martin '97	Volleyball
Maggie Elizabeth Bosley '14	Women's Soccer	David Thomas Marvin '17	Football
Lauren MacKenzie Bosshardt '08	Cross Country/Track	Jonathan Virett Maxwell '71	Men's Basketball
Thomas Leinbach Bower, III '74	Football, Baseball	Samuel Jesse McCoy '25	Track
Brandon M. Boyce '01	Men's Basketball	Brian Novak McCracken	Men's Track and Field
Kevin Mark Bringewatt '89	Baseball	Mary Ann McCracken '85	Volleyball
Rachel Dee Brittenham '13	Women's Basketball	Ethan Koppang Miller '12	Men's Soccer
William K. Brumbach III '00	Cross Country	William Garrison Moore '21	Football
Thomas Casey Brittain '75	Football	Daniel Baker Morrison, Jr. '75	Men's Basketball
George W. Burdette III '03	Men's Soccer	Kassidy Laurel Morton '20	Women's Track
Timothy H. Burwell '80	Baseball	Horace William Mullinax '50	Baseball
William Nicholas Butler '20	Men's Cross Country/Track	Stephen Christopher Mullins '78	Men's Soccer
Curran A. Carver '19	Women's Tennis	Jennifer A. Nett '02	Women's Basketball
James Harold Chandler '71	Football	William A. Newell '98	Cross Country
Augustus McKee Chreitzberg, Jr. '47	Men's Tennis	Curt L. Nichols '96	Men's Soccer
Aaron Curtis Cole '94	Cross Country	John B. Nichols '01	Football
Nicholas Byars Colvin '17	Football	Charles Phifer Nicholson '82	Football
Chandler Pope Compton '20	Men's Soccer	Charles Phifer Nicholson '16	Football
Jessica Scheel Connett '07	Women's Soccer	George Bryan Nicholson, Jr. '75	Football
Riley Anne Coonan '21	Volleyball	Margaret Casey O'Brien '12	Women's Soccer
Matthew Thomas Copeland '21	Men's Golf	Albert Cook Outler '28	Cross Country/Track
Troy Michael Cox '89	Cross Country	Christi R. Owen '96	Women's Tennis
Robert Scott Creveling '74	Football	Kyung Seok Paek '82	Women's Soccer
Catherine Taylor Cronister '20	Volleyball	Emiley Frances Pagrabs '16	Women's Golf
Jonathan Dean Crumly '91	Men's Soccer	Edwin Thomas Parham, III '94	Men's Tennis
Kenneth Joseph Davis '59	Swimming	Pamela Gaye Parnell '83	Volleyball
Daniel Rickman Davis '15	Football	Manoj Pariyadath '98	Women's Tennis
Phillip Mark Dempsey '90	Football	Dwight Fleming Patterson, Sr. '29	Cross Country/Track
Danielle Marie Denford '18	Volleyball	Rebecca J. Paulson '03	Volleyball
Meredith P. Denton '00	Women's Basketball	Breck Nicole Peterson '18	Women's Cross Country/Track
Beverly Thomas Duncan '69	Women's Basketball	Richard Duncan Pinson '72	Men's Basketball
Megan Marie Dunn '21	Women's Track and Field	Thomas Clark Powell '09	Men's Soccer
Emily Claire Durham '21	Volleyball	Ray Hampton Price '74	Track
Dendy E. Engelman '98	Volleyball	Elena Luz Pulanco '22	Women's Basketball
Heidi Faber '85	Volleyball	J. Bishop Ravenel '01	Men's Basketball
Rachel Claire Fenner '18	Women's Soccer	Jordan Whitney Rawl '10	Rifle
Jennifer M. Ferguson '05	Rifle	Mary Alexander Rea '09	Women's Soccer
Emma K. Fletcher '19	Women's Soccer	Robert Bruce Remler '79	Men's Golf
William Harvey Floyd, Jr. '53	Men's Tennis	Leah Karen Rhodes '82	Volleyball, Basketball
Joseph Edward Fornadel III '10	Football	Jonathan Acree Rice '17	Men's Cross Country/Track
Benjamin J. Foster '02	Football	Domas Rinkalis '13	Men's Basketball
Emily Anne Gaid '16	Women's Soccer	Carolyn Sophia Rivers '09	Volleyball
LuAnne Vaughan Gattlin '86	Volleyball	Stuart Dudley Robertson '12	Men's Tennis
Coleman Lane Glaze '88	Baseball	Wendy M. Rohr '04	Women's Tennis
Carla Julieta Dominguez Gonzalez '18	Women's Soccer	David Winston Roney '12	Baseball
Scott Timothy Gould '81	Men's Basketball	Neill Russell Sandifer '07	Men's Soccer
Cole Blease Graham, Jr. '64	Baseball	Lina Christina Settlemayer '21	Women's Golf
DaJa Kimora Green '20	Women's Basketball	Kane Carter Sherrill '14	Football
Joseph Andrew Green '94	Football	Kathleen Grace Sobczyk '06	Volleyball
Donald James Grenier '62	Men's Golf	Kimberly Mae Stauffer '13	Women's Cross Country/Track
Clary H. Groen '96	Men's Golf	Faith A. Stewart '03	Women's Soccer
Kristian P. Gusmer '00	Women's Cross Country	Reddick Bowman Still, III '58	Golf, Football
Alea Rae Harris '22	Women's Basketball	Allen Heath Stokes, Jr. '64	Men's Golf
Kelly Ann Harvey '92	Women's Cross Country	Robert William Stout '20	Men's Track and Field
Walker Mackenzie Heffron '15	Men's Tennis	Reagan Celeste Styles '13	Volleyball
John Arthur Hendrix '68	Baseball, Basketball	Meredith Lucille Swittenberg '91	Women's Tennis
Benjamin Keith Hensley	Men's Cross Country/Track	Brian William Thomas '83	Men's Soccer
Kristen A. Hite '00	Women's Track	Robert E. Tibbetts '04	Men's Soccer
William Stanley Hoole '24	Baseball	Stephen Michael Tomasovich '90	Men's Basketball
Courtney A. Howe '97	Volleyball	Alexis Blake Tomlin '22	Women's Basketball
Jonathan Douglas Hufford '09	Football	Allyson C. Varn '99	Women's Basketball
April Lynn Hughes '90	Volleyball	Cheryl Elizabeth Vickers '87	Women's Basketball
Charles Haskell Hughes, Jr. '81	Football	Anton Erik Wharby '17	Football
Quinn Douglas Hunt '12	Men's Soccer	Albert Theodore Watson '43	Football
Paul Mark Incan '14	Football	Wallace Steadman Watson '58	Track
Thomas Lloyd Jackson '76	Football	Katherine Iva Whisenhunt '16	Women's Soccer
Jared Jacon-Duffy '18	Football	Justin William Whitaker '15	Men's Cross Country/Track
Blake Michael Jeresaty '20	Football	Kirk Austin Whitehead '10	Men's Golf
Elizabeth Bothlen Jeter '93	Women's Tennis	Cristian Glenn Widenhouse '18	Men's Cross Country/Track
Gerald Kenneth Johnson '76	Football	Laura Lynne Wilkinson '83	Women's Basketball
William R. Johnson '02	Men's Tennis	Alissa Marie Williams '15	Women's Cross Country/Track
Larry Hudson Jones '70	Men's Basketball	Alexander Tate Wilson '14	Baseball
Scott H. Jones '98	Football	Hunter Lawrence Windham '17	Football
Heidi M. Kados '03	Volleyball	Rachel Marie Woodlee '13	Volleyball
Madeleine Tanner Kaplan '17	Women's Soccer	Hayley Helen Younginger '19	Women's Soccer
William Paul Keesley '75	Track		
Andrea K. Kelsey '13	Women's Cross Country/Track		
Katie Elizabeth Kessler '14	Women's Cross Country/Track		
C. Bailey King, Jr. '02	Football		





# WOFFORD ATHLETICS HALL OF FAME

Recognizing the value of athletics to Wofford College and the American way of life, the Terrier Club established a policy of administering and sustaining the Wofford College Athletic Hall of Fame.

The purpose of the Hall of Fame is to honor those who, by outstanding athletic achievement and service, have made lasting and significant contributions to the cause of sports at Wofford College, the Spartanburg community, South Carolina and the Nation.

Any Wofford College graduate who received a letter from the Wofford College Athletic Department is eligible for selection to the Hall of Fame five years after completion of eligibility.

## PRE-LETTERMAN'S CLUB

Claude S. Finney '29	Football
Ted M. Phelps '69	Football
David Lemmons '66	Track
Warren Whittaker '67	Football
Daniel Lewis '62	Football
William Barbee '60	Basketball
Jerry Richardson '59	Football
Charles Bradshaw '59	Football
Trapier Hart '60	Basketball
George Lyons '65	Basketball
William Ziegler '67	Golf
Donald Williams '67	Football
Harold Chandler '71	Football
Sterling Allen '73	Football
Stan Littlejohn '73	Golf

## POST-LETTERMAN'S CLUB

1979 – Joel Robertson '41	BKB/FB/BB
1979 – C.B. Mooneyham '34	Basketball/Baseball
1979 – P.J. Boatwright '49	Golf
1979 – Elby Hammett '49	Football
1979 – Charlie Seay '48	Basketball
1979 – Phil Dickens	Coach
1980 – Gene Alexander	Coach
1980 – Warren Ariail '49	Trainer
1980 – Lou Bouknight '33	Football
1980 – Aubrey Faust '42	Football/Basketball
1980 – James Neal '53	Basketball
1980 – Bob Prevatte '50	Football
1981 – A.B. Bullington '33	Basketball
1981 – Sammy Sewell '50	Football
1981 – Vernon Quick '51	Football
1981 – Jimmy Hilton '42	Football
1981 – Skip Corn '73	Football/Track
1981 – Conley Snidow	Coach
1982 – William Childs '25	Tennis
1982 – Lorine King '51	Football
1982 – Jack Beeler '52	Football
1982 – Bob Pollard '52	Football
1982 – Bill Moody '53	Basketball
1982 – Jim Brakefield	Coach
1983 – Earle Buice	Coach
1983 – Don Fowler '57	Basketball
1983 – Ricky Satterfield '76	Football



The 2020 and 2021 Hall of Fame Classes were inducted in January of 2022.

1984 – Wally Dean '50	Basketball	1996 – Robert Mickle '85	Basketball
1984 – Joe Hazle '55	Football	1997 – Bret Masters '89	Football/Baseball
1984 – Bill Scheerer	Special	1997 – Lou McCullough '49	Administrator
1984 – Willie Varner '52	Football/Track	1997 – Greg O'Dell '92	Basketball
1985 – Jack Abell '54	Football/Basketball	1998 – Shawn Graves '93	Football
1985 – Clifford Boyd '71	Football	1998 – Clay Griffin '88	Baseball
1985 – Philip Clark '50	FB/BKB/BB	1999 – Keith Kinard '80	Football
1985 – Robert Jordan '71	Football	1999 – Justin Laughlin '94	Baseball
1986 – Thomas Bower '74	Football	1999 – Tony Peay '79	Soccer/Baseball
1986 – Fisher DeBerry '60	Coach	1999 – Wayne Rice '87	Basketball
1986 – James Gordon '52	Football	1999 – Jason Smoak '93	Golf
1986 – Doug Lowe '75	Basketball	2000 – Libby Corry '95	Women's Basketball
1986 – Harvey Moyer '50	Football	2000 – Bud Gault '35	Football/Baseball/Track
1987 – Coy Gibson '75	Football/Basketball	2000 – Tim Wallace '83	Baseball
1987 – George Rice '57	Football	2001 – Louise Maynard '96	Women's Tennis
1988 – LeNoid Best '82	Football	2001 – Willie Pegram '68	Basketball
1988 – Carter Davis, Jr. '75	Football	2002 – Chad McLain '91	Baseball
1988 – Alfred McGinnis '56	Football	2002 – Danny Morrison '75	Athletic Director
1989 – William Carpenter '58	FB/Basketball	2003 – Dan Williams '98	Football
1989 – Frank Ellerbe '18	Baseball	2003 – Brigid Meadow '98	Women's Soccer
1990 – Thomas McIntyre '56	Baseball	2003 – A.M. Chreitzberg 1895	Baseball/Football
1991 – Sid Allred '70	Football	2004 – Dr. Sam Black '11	Coach
1991 – Meg Hunt '84	Women's Basketball	2004 – Mark Line	Baseball Coach
1991 – Jim Clary '49	Football	2005 – Stephon Blanding '90	Men's Basketball
1991 – Bruce Johnson '70	Football	2005 – Brenda Jackson '94	Women's Basketball
1991 – Eli Sanders '54	Football	2005 – Darrell Brown '86	Men's Golf
1992 – Buddy Hayes '66	Basketball	2006 – Brian Bodor '01	Football
1992 – Tim Renfrow '83	Football/Baseball	2006 – Ian Chadwick '01	Men's Basketball
1992 – Ronny Wilson '72	Football	2007 – Bobby Cannon '50	Football
1993 – Vic Lipscomb '70	Golf	2007 – Seth Chadwick '97	Men's Basketball
1993 – Tori Quick '87	Women's Basketball	2007 – Jenny Nett '02	Women's Basketball
1994 – Fred "Skinny" Powers '51	Basketball	2008 – Travis Wilson '03	Football
1994 – James Blair '83	Basketball	2008 – Nathan Fuqua '03	Football
1995 – Pablo De Freitas '87	Soccer	2008 – Michael Lenzly '03	Men's Basketball
1995 – Judy Nwajaku '90	W. Basketball/VB	2009 – Heidi Best '01	Women's Soccer
1996 – Jimmy Littlefield '69	Basketball	2009 – Jimmy Miner '04	Football





2009 – Matt Nelson '04	Football
2009 – Wendy Rohr '04	Women's Tennis
2010 – Lee Basinger '05	Football
2010 – Eric Deutsch '05	Football
2010 – William McGirt '01	Men's Golf
2010 – Ed Wile '73	Football
2011 – Katon Bethay '06	Football/Track and Field
2011 – Adrian Borders '05	Track and Field/Basketball
2011 – Ellen Rogers '06	Women's Tennis
2013 – Frederic Jayet '97	Men's Tennis
2013 – Kevious Johnson '08	Football
2014 – Dane Romero '08	Football
2014 – Andy Strickland '08	Football
2014 – Andrew Stubbs '08	Men's Tennis
2015 – Anthony Jones '03	Football
2015 – Nick Schuermann '10	Men's Soccer
2015 – Brandon Waring '15	Baseball
2016 – Noah Dahlman '11	Men's Basketball
2016 – Pat Illig '10	Football
2016 – Tim Johnson '11	Men's Basketball
2016 – Chad Starks '94	Football
2017 – Eric Breitenstein '12	Football
2017 – Mac Doyle '12	Baseball
2017 – Brad Loesing '12	Men's Basketball
2017 – Ameet Pall '12	Football
2018 – Michael Gilmartin '18	Baseball
2018 – Alvin Scioneaux '13	Football
2018 – Jared Singleton '13	Football
2018 – Howard Wilkerson '06	Men's Basketball
2020 – Maggie Bosley '14	Women's Soccer
2020 – Karl Cochran '15	Men's Basketball
2020 – Rob Galloway '15	Men's Tennis
2020 – Forrest Lasso '15	Men's Soccer
2021 – Connor Davis '16	Men's Soccer
2021 – Matt Milburn '16	Baseball
2022 – Matthew Aurednik '17	Men's Soccer
2022 – Spencer Collins '16	Men's Basketball
2022 – Eric Garcia '17	Men's Basketball
2022 – Lorenzo Long '17	Football
2022 – Andrew Novak '17	Men's Golf
2022 – Haris Poric '17	Men's Tennis
2022 – Lee Skinner '15	Men's Basketball
2022 – Will Stillman '16	Baseball
2022 – Anton Wahrby '17	Football

Steve Kana	1999
John Keith, Jr.	1999
Mark Hauser	2000
Greg McKinney	2000
Tom Brown	2001
Pete Yanity	2002
Toccoa Switzer	2003
Bob Pinson	2004
Gordon Orr	2005
Woody Willard '74	2006
Dr. Dan Maultsby '61	2007
Bill Drake	2008
Lucy Quinn '83	2009
Mike Brown '76	2010
Joe Taylor '80	2010
Rob Gregory '64	2011
Thom Henson '96	2013
Dr. David Wood	2014
Todd Shanesy	2015
Wayne Nix	2016
Joe Edens	2017
Stewart Johnson '67	2017
Charlie Jones '73	2018
Barry Foy '66	2019
Mary Ann Phillips	2020
Delores Chandler	2022

Robbie Atkins '65	2007
Grover Eaker '34 (awarded posthumously)	2008
Eli Sanders '54	2009
Ann Johnson	2010
Craig Phillips	2011
Joe Price '55	2013
Harold Chandler '71	2014
Wade '80 and Mary Keisler	2015
Billy '50 and Betty Wood	2016
Buddy '61 and Shirley Kirby	2017
Talmage Skinner '56 (awarded posthumously)	2018
Atlanta Invitational Golf Committee	2019
Converse Draper	2020
Jeff Sarvis	2022

***DISTINGUISHED SERVICE AWARD***

Harry Williams '42	1993
Bob Pinson	1994
Ron Smith	1995
Jimmy Gibbs	1996
Douglas Joyce	1997
Martha Andrews	1998
Lt. Col. (ret.) Joe Miller	1999
Homozel Mickel Daniel (awarded posthumously)	2000
George Todd	2001
Joe Lesesne	2002
Robert Chapman '49	2003
Roger Milliken	2004
Cleveland Harley '50	2005
Grady Stewart '50	2006

***HONORARY LETTERMAN***

Bernard Harrelson	1981
Durwood Hatchell	1981
Dick Hardy	1982
Charles Newcome	1983
John Holliday	1984
Walter Booth	1985
Bobby Ivey	1986
Jesse Davis	1987
Larry Smith	1988
Cleveland Harley	1989
Joe Lesesne	1990
Junie White	1991
Keith Laws	1992
Ray Leonard	1993
James Talley	1994
Ray Henderson	1995
Mack Poole	1995
Talmage Skinner	1996
Ralph Voyles	1997
Lee Hanning	1998



The 2018 Hall of Fame Class.



## NCAA COMPLIANCE

The importance of following all NCAA rules and regulations is imperative to maintaining the integrity of Wofford College and intercollegiate athletics. We ask all who are associated with the institutions athletics programs to help the College protect the spirit of competition, the athletics eligibility of our student-athletes and the reputation of the College by adhering to the rules and regulations of the NCAA and by contacting the Compliance Office or the NCAA with all questions. If you have any questions about NCAA rules, please contact Sam Keenan at (864) 597-4090, the Wofford website at [woffordterriers.com](http://woffordterriers.com) and click on 'Compliance,' or the NCAA at [www.ncaa.org](http://www.ncaa.org).



### What is a Representative of Athletics Interests (Booster/Donor)?

All alumni, friends, and employees of the College are categorized as 'representatives of athletics interest.' The NCAA stipulates that once an individual has been identified as a 'representative' or "booster/donor" he/she retains this status forever even if the individual is no longer associated with the athletics program. Furthermore the NCAA states that it is possible for a person to be a representative of more than one institution at the same time. A representative of athletics interest may not:

- Contact a prospect's coach, principal or counselor in an effort to evaluate a prospect
- Visit the prospect's institution to pick up film or transcripts
- Contact a prospect, his/her parents, legal guardians or spouse on or off campus
- Contact a prospect by telephone or letter
- Make special arrangements to entertain a recruit
- Provide extra benefits to a prospect, student-athlete or the parents, family and/or guardians of the prospects or student-athletes

**REMEMBER THE #1 RULE: 'ASK BEFORE YOU ACT!'**

THE TOP PHOTO OF THE 2021-22 SEASON, TAKEN AFTER DEFEATING FURMAN 72-54 AT HOME TO SECURE WOFFORD'S FIRST-EVER SEASON SERIES SWEEP OF THE PALADINS.

## TERRIER CLUB

The Terrier Club is Wofford's fundraising organization for athletics which celebrated its 75th anniversary in 2021. Organized in 1946 by a group of interested friends and alumni, the original name was the Eleven Club. It evolved into the present-day Terrier Club and has since grown into an organization that raises over \$3 million a year for athletic support.

For more information about joining the Terrier Club, please contact Luke Feisal ([feisaljl@wofford.edu](mailto:feisaljl@wofford.edu)). Additional information can be found at [www.wofford.edu/terrierclub](http://www.wofford.edu/terrierclub) or by calling 864-597-4090.

### THE TERRIER THROUGH THE YEARS

The Wofford Terrier logo has seen numerous variations through the years. Below are several of those logos from the past.



1920's



1950's



"SpaceDog"



Present



OFFICIAL OUTFITTER

